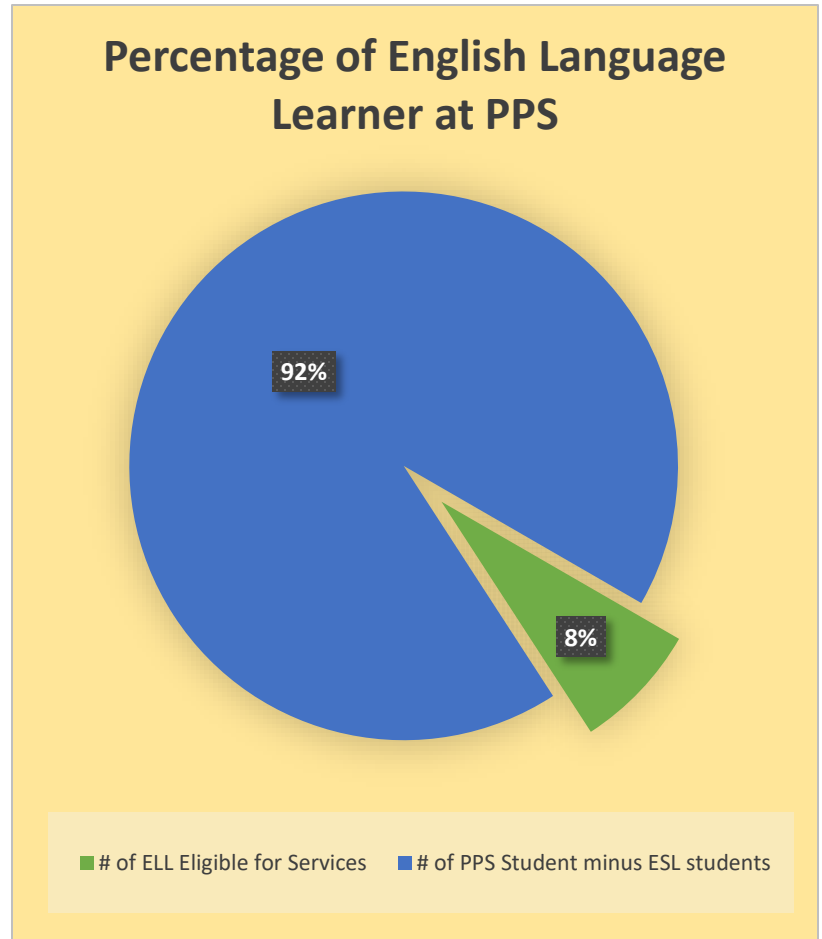


# Portland Public School ESL Program

Total School Enrollment	49,971
Number of English Language Learners Receiving Services	3997
Percentage of students in ESL Program	7.5%
Number of students with a home language other than English	7,825

## Top 10 Languages in ESL

Language	Number of Students	Percentage in ESL
Spanish	1853	46.4%
Vietnamese	320	8.0%
All Chinese	241	6.0%
Somali	196	4.9%
Russian	175	4.4%
Arabic	77	1.9%
Swahili	77	1.9%
Chuukese	55	1.4%
Japanese	54	1.4%
Mayan	32	0.8%
Other	917	23.0%
<b>Total</b>	<b>3997</b>	<b>100%</b>

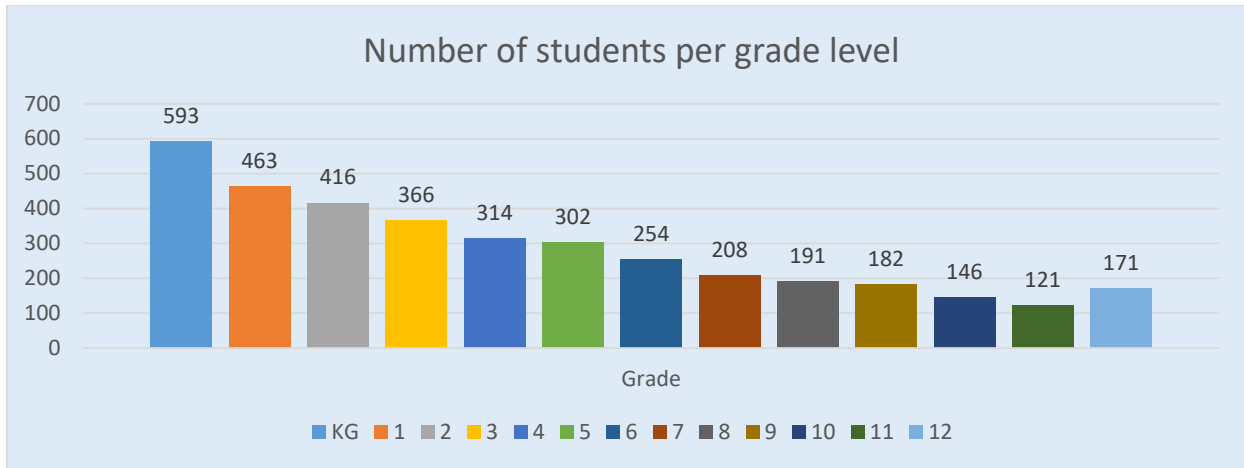


## Other Languages

Amharic, Guatemalan, Oromo, Maay-Maay, Farsi, Tigrinya, Ukrainian, Burmese, Korean, Lao, Karen, Kinyarwanda, Portuguese, Romanian, Cambodian, Hmong, Thai, Tagalog, Tonga, French, Dutch, German, Hindi, Persian, Filipino, Kirundi, Nepali, Samoan, Turkish, Creole, Khmer, Kurdish, Italian, Mien, Akateko, Aceteco), K'iche' (Quiche), Lingala, Pohnpeian, Rohingya, Urdu, Czech, Gujarati, Hebrew, Navajo, Pashto - , orthern, Telugu, Twi, Akan, Bosnian, Bulgarian, Danish, Greek, Haitian Creole, Hausa, Igbo, Indonesian, Palauan, Polish, Sri Lankan, Swedish.

EB Status	
Students designated ESL Ever	7111
Students Served	3749
Students Refused Service	222
Monitored (4 years)	1494
Exited not Monitored	1646

Race		
Asian	771	20.6%
African American	457	12.2%
Latino	1982	52.8%
Native American	7	0.2%
Pacific Island	93	2.5%
White	361	9.6%
Multiple	78	2.1%



<b>Number of EBs Exited during last year</b>	<b>367</b>
<b>Number of EBs that are also SpEd</b>	721
<b>Number of EBs that are also TAG</b>	23
<b>Number of EBs with 504s</b>	23
<b>Number of EBs who are McKinney-Vento Program</b>	158
<b>Number of EBs in India Ed</b>	5
<b>Number of EBs in Migrant ED</b>	127
<b>Number of Recent Arrivers</b>	428
<b>Number of EBs who are SIFE</b>	104
<b>Number of EBs in an Immersion Program</b>	1285
<b>Graduation Rate 2018-2019*</b>	66%
<b>Drop Out Rate</b>	8.8%

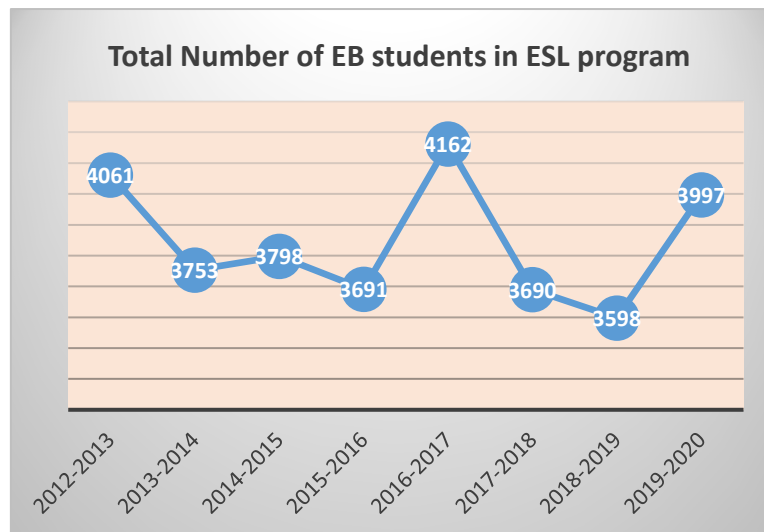
\*Base on 5-year Cohort

ELPA Levels	Emerging	Progressing
Percent of Grades K-5	22%	78%
Percent of Grades 6-8	20%	80%
Percent of Grades 9-12	35%	65%
Percent of All Grades	24%	76%

### Historical Information

Number of EB Students in ESL Program

2012-2013	4061
2013-2014	3753
2014-2015	3798
2015-2016	3691
2016-2017	4162
2017-2018	3690
2018-2019	3598
2019-2020	3997



Data based on February 2019 Numbers