

2015-16 Smarter Balanced Assessment Results

Mathematics

Overall

Arthur Academy

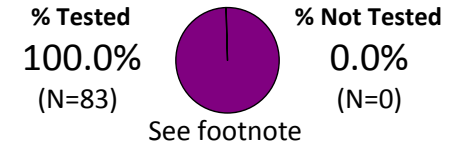


Percent of Students by Achievement Level




Total Students Eligible for Testing	83
Total Students Tested	83
Total Students Included in State Accountability†	83

Math Overall Achievement




Students




Math Overall Achievement by Grade Level # Students

	L1	L2	L3	L4		# Students
Grade 3	0%	37%	50%	13%		30
Grade 4	21%	46%	25%	7%		28
Grade 5	40%	44%	8%	8%		25
Grade 6						
Grade 7						
Grade 8						
Grade 11						



Math Overall Achievement by Race # Students

	L1	L2	L3	L4		# Students
Asian	*	*	*	*	Results not shown*	<11
Black	*	*	*	*	Results not shown*	<11
Hispanic	38%	46%	15%	0%		13
Multiple	7%	60%	20%	13%		15
Nat Amer	*	*	*	*	Results not shown*	<11
Pac Isl	*	*	*	*	Results not shown*	<11
White	16%	39%	35%	10%		49

Math Overall Achievement by Program # Students

	L1	L2	L3	L4		# Students
ELL	*	*	*	*	Results not shown*	<11
ECON DIS	17%	52%	26%	4%		23
SPED	*	*	*	*	Results not shown*	<11
TAG	*	*	*	*	Results not shown*	<11

Math Overall Achievement by Gender # Students

	L1	L2	L3	L4		# Students
Female	26%	30%	35%	9%		46
Male	11%	57%	22%	11%		37

Note: Includes students enrolled on May 1. Extended Assessments are included. †Scores excluded from performance summaries were from students who were home or private schooled, foreign exchange, in their first year of U.S. school enrollment, or in a general education setting for less than 40% of instructional time. "Not tested" includes students without a valid SBA score due to partial tests inadequate to generate a valid score, test invalidation, or parent request for exemption. For more information on State Accountability rules, see: <http://www.ode.state.or.us/wma/data/schoolanddistrict/reportcard/docs/asmtinclusionrules1516.pdf>. Economically Disadvantaged is determined using Direct Certification. *Results and/or number tested are not shown to protect student confidentiality. SPP—08/10/2016jm(2016-0127)

2015-16 Smarter Balanced Assessment Results

Mathematics

Claim 1: Concepts & Procedures

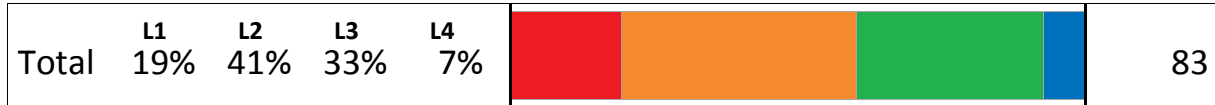
Arthur Academy



Percent of Students by Achievement Level

Total Students Eligible for Testing	83
Total Students Tested	83
Total Students Included in State Accountability†	83

Math Claim 1: Concepts & Procedures Achievement # Students



Math Claim 1 Achievement by Grade Level # Students

	L1	L2	L3	L4		# Students
Grade 3	7%	33%	50%	10%		30
Grade 4	11%	61%	18%	11%		28
Grade 5	44%	28%	28%	0%		25
Grade 6						
Grade 7						
Grade 8						
Grade 11						

Math Claim 1 Achievement by Race # Students

	L1	L2	L3	L4		# Students
Asian	*	*	*	*	Results not shown*	<11
Black	*	*	*	*	Results not shown*	<11
Hispanic	46%	46%	8%	0%		13
Multiple	7%	47%	33%	13%		15
Nat Amer	*	*	*	*	Results not shown*	<11
Pac Isl	*	*	*	*	Results not shown*	<11
White	16%	39%	37%	8%		49

Math Claim 1 Achievement by Program # Students

	L1	L2	L3	L4		# Students
ELL	*	*	*	*	Results not shown*	<11
ECON DIS	22%	48%	30%	0%		23
SPED	*	*	*	*	Results not shown*	<11
TAG	*	*	*	*	Results not shown*	<11

Math Claim 1 Achievement by Gender # Students

	L1	L2	L3	L4		# Students
Female	24%	37%	30%	9%		46
Male	14%	46%	35%	5%		37

Note: Includes students enrolled on May 1. Extended Assessments are included. †Scores excluded from performance summaries were from students who were home or private schooled, foreign exchange, in their first year of U.S. school enrollment, or in a general education setting for less than 40% of instructional time. "Not tested" includes students without a valid SBA score due to partial tests inadequate to generate a valid score, test invalidation, or parent request for exemption. For more information on State Accountability rules, see: <http://www.ode.state.or.us/wma/data/schoolanddistrict/reportcard/docs/asmtinclusionrules1516.pdf>. Economically Disadvantaged is determined using Direct Certification. *Results and/or number tested are not shown to protect student confidentiality. SPP—08/10/2016jm(2016-0127)

2015-16 Smarter Balanced Assessment Results Mathematics

Claim 2: Problem Solving and Modeling & Data Analysis

Arthur Academy

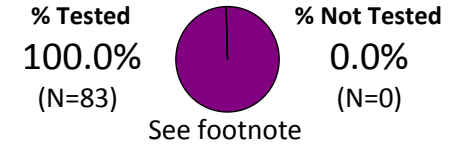


Percent of Students by Achievement Level

Total Students Eligible for Testing	83
Total Students Tested	83
Total Students Included in State Accountability†	83

Math Claim 2: Problem Solving Achievement

Students



Math Claim 2 Achievement by Grade Level # Students

	L1	L2	L3	L4		# Students
Grade 3	13%	27%	30%	30%		30
Grade 4	29%	32%	36%	4%		28
Grade 5	36%	44%	12%	8%		25
Grade 6						
Grade 7						
Grade 8						
Grade 11						

Math Claim 2 Achievement by Race # Students

	L1	L2	L3	L4		# Students
Asian	*	*	*	*	Results not shown*	<11
Black	*	*	*	*	Results not shown*	<11
Hispanic	46%	31%	23%	0%		13
Multiple	13%	47%	27%	13%		15
Nat Amer	*	*	*	*	Results not shown*	<11
Pac Isl	*	*	*	*	Results not shown*	<11
White	22%	33%	31%	14%		49

Math Claim 2 Achievement by Program # Students

	L1	L2	L3	L4		# Students
ELL	*	*	*	*	Results not shown*	<11
ECON DIS	30%	35%	26%	9%		23
SPED	*	*	*	*	Results not shown*	<11
TAG	*	*	*	*	Results not shown*	<11

Math Claim 2 Achievement by Gender # Students

	L1	L2	L3	L4		# Students
Female	35%	26%	28%	11%		46
Male	14%	43%	24%	19%		37

Note: Includes students enrolled on May 1. Extended Assessments are included. †Scores excluded from performance summaries were from students who were home or private schooled, foreign exchange, in their first year of U.S. school enrollment, or in a general education setting for less than 40% of instructional time. "Not tested" includes students without a valid SBA score due to partial tests inadequate to generate a valid score, test invalidation, or parent request for exemption. For more information on State Accountability rules, see: <http://www.ode.state.or.us/wma/data/schoolanddistrict/reportcard/docs/asmtinclusionrules1516.pdf>. Economically Disadvantaged is determined using Direct Certification. *Results and/or number tested are not shown to protect student confidentiality. SPP—08/10/2016jm(2016-0127)

2015-16 Smarter Balanced Assessment Results

Mathematics

Claim 3: Communicating Reasoning

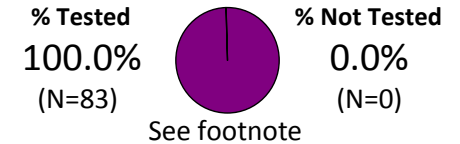
Arthur Academy



Percent of Students by Achievement Level

Total Students Eligible for Testing	83
Total Students Tested	83
Total Students Included in State Accountability†	83

Math Claim 3: Communicating Reasoning Achievement # Students



Math Claim 3 Achievement by Grade Level # Students

	L1	L2	L3	L4		# Students
Grade 3	17%	23%	37%	23%		30
Grade 4	43%	21%	32%	4%		28
Grade 5	48%	36%	8%	8%		25
Grade 6						
Grade 7						
Grade 8						
Grade 11						

Math Claim 3 Achievement by Race # Students

	L1	L2	L3	L4		# Students
Asian	*	*	*	*	Results not shown*	<11
Black	*	*	*	*	Results not shown*	<11
Hispanic	46%	31%	23%	0%		13
Multiple	33%	40%	20%	7%		15
Nat Amer	*	*	*	*	Results not shown*	<11
Pac Isl	*	*	*	*	Results not shown*	<11
White	33%	20%	33%	14%		49

Math Claim 3 Achievement by Program # Students

	L1	L2	L3	L4		# Students
ELL	*	*	*	*	Results not shown*	<11
ECON DIS	39%	30%	17%	13%		23
SPED	*	*	*	*	Results not shown*	<11
TAG	*	*	*	*	Results not shown*	<11

Math Claim 3 Achievement by Gender # Students

	L1	L2	L3	L4		# Students
Female	41%	17%	24%	17%		46
Male	27%	38%	30%	5%		37

Note: Includes students enrolled on May 1. Extended Assessments are included. †Scores excluded from performance summaries were from students who were home or private schooled, foreign exchange, in their first year of U.S. school enrollment, or in a general education setting for less than 40% of instructional time. "Not tested" includes students without a valid SBA score due to partial tests inadequate to generate a valid score, test invalidation, or parent request for exemption. For more information on State Accountability rules, see: <http://www.ode.state.or.us/wma/data/schoolanddistrict/reportcard/docs/asmtinclusionrules1516.pdf>. Economically Disadvantaged is determined using Direct Certification. *Results and/or number tested are not shown to protect student confidentiality. SPP—08/10/2016jm(2016-0127)