

# 2014-15 Smarter Balanced Baseline Assessment Results

## English Language Arts (ELA)

### Overall

### Gray



Percent of Students by Achievement Level

#### ELA Overall Achievement

# Tested






% Tested  
98.7%








% Not Tested  
1.3%

See footnote





#### ELA Overall Achievement by Grade Level # Tested

	L1	L2	L3	L4		
Grade 3						
Grade 4						
Grade 5						
Grade 6	5%	20%	38%	38%		195
Grade 7	10%	12%	42%	36%		183
Grade 8	9%	16%	46%	30%		148
Grade 11						



#### ELA Overall Achievement by Race # Tested

	L1	L2	L3	L4		
Asian	0%	6%	50%	44%		19
Black	36%	27%	27%	9%		14
Hispanic	16%	32%	43%	8%		39
Nat Amer	*	*	*	*	Results not shown*	<6
Multiple	6%	18%	47%	29%		50
Pac Isl	*	*	*	*	Results not shown*	<6
White	7%	14%	41%	39%		401

#### ELA Overall Achievement by Program # Tested

	L1	L2	L3	L4		
ELL	31%	54%	15%	0%		16
FRM	22%	31%	34%	14%		123
SPED	38%	35%	22%	4%		70
TAG	0%	1%	22%	77%		82

#### ELA Overall Achievement by Gender # Tested

	L1	L2	L3	L4		
Female	3%	15%	42%	40%		250
Male	12%	17%	41%	30%		276

Note: Students included in this report were enrolled on May 1. Scores excluded from the performance summaries were from students who took the Extended Assessment, were home or private schooled, foreign exchange, in their first year of U.S. school enrollment, or in a general education setting for less than 40% of instructional time. "Not tested" includes students who did not have a valid SBA score due to partial tests inadequate to generate a valid score, test invalidation, or parent request for exemption. \*Results and/or number tested are not shown to protect student confidentiality. SPP—12/08/2015jm(2015-0284)

# 2014-15 Smarter Balanced Baseline Assessment Results

## English Language Arts (ELA)

### Claim 1: Reading

## Gray



Percent of Students by Achievement Level

### ELA Claim 1: Reading Achievement

# Tested



% Tested  
98.7%



% Not Tested  
1.3%

See footnote

### ELA Claim 1 Achievement by Grade Level

# Tested

	L1	L2	L3	L4	
Grade 3					
Grade 4					
Grade 5					
Grade 6	14%	19%	29%	38%	
Grade 7	13%	13%	37%	37%	
Grade 8	12%	19%	42%	27%	
Grade 11					

### ELA Claim 1 Achievement by Race

# Tested

	L1	L2	L3	L4	
Asian	6%	17%	44%	33%	
Black	55%	18%	18%	9%	
Hispanic	24%	32%	30%	14%	
Nat Amer	*	*	*	*	Results not shown*
Multiple	16%	18%	35%	31%	
Pac Isl	*	*	*	*	Results not shown*
White	11%	15%	36%	38%	

### ELA Claim 1 Achievement by Program

# Tested

	L1	L2	L3	L4	
ELL	38%	62%	0%	0%	
FRM	32%	29%	24%	15%	
SPED	43%	34%	19%	4%	
TAG	0%	1%	32%	67%	

### ELA Claim 1 Achievement by Gender

# Tested

	L1	L2	L3	L4	
Female	10%	16%	37%	38%	
Male	16%	18%	34%	31%	

Note: Students included in this report were enrolled on May 1. Scores excluded from the performance summaries were from students who took the Extended Assessment, were home or private schooled, foreign exchange, in their first year of U.S. school enrollment, or in a general education setting for less than 40% of instructional time. "Not tested" includes students who did not have a valid SBA score due to partial tests inadequate to generate a valid score, test invalidation, or parent request for exemption. \*Results and/or number tested are not shown to protect student confidentiality. SPP—12/08/2015jm(2015-0284)

# 2014-15 Smarter Balanced Baseline Assessment Results

## English Language Arts (ELA)

### Claim 2: Writing

# Gray



Percent of Students by Achievement Level

### ELA Claim 2: Writing Achievement

# Tested



% Tested  
98.7%



% Not Tested  
1.3%

See footnote

### ELA Claim 2 Achievement by Grade Level

# Tested

	L1	L2	L3	L4	
Grade 3					
Grade 4					
Grade 5					
Grade 6	9%	15%	38%	39%	
Grade 7	10%	13%	34%	43%	
Grade 8	9%	11%	38%	42%	
Grade 11					

### ELA Claim 2 Achievement by Race

# Tested

	L1	L2	L3	L4	
Asian	0%	11%	39%	50%	
Black	27%	27%	27%	18%	
Hispanic	24%	19%	41%	16%	
Nat Amer	*	*	*	*	Results not shown*
Multiple	10%	10%	39%	41%	
Pac Isl	*	*	*	*	Results not shown*
White	8%	13%	36%	44%	

### ELA Claim 2 Achievement by Program

# Tested

	L1	L2	L3	L4	
ELL	46%	38%	15%	0%	
FRM	24%	24%	31%	21%	
SPED	43%	32%	19%	6%	
TAG	0%	1%	18%	80%	

### ELA Claim 2 Achievement by Gender

# Tested

	L1	L2	L3	L4	
Female	4%	11%	38%	47%	
Male	14%	15%	35%	36%	

Note: Students included in this report were enrolled on May 1. Scores excluded from the performance summaries were from students who took the Extended Assessment, were home or private schooled, foreign exchange, in their first year of U.S. school enrollment, or in a general education setting for less than 40% of instructional time. "Not tested" includes students who did not have a valid SBA score due to partial tests inadequate to generate a valid score, test invalidation, or parent request for exemption. \*Results and/or number tested are not shown to protect student confidentiality. SPP—12/08/2015jm(2015-0284)

# 2014-15 Smarter Balanced Baseline Assessment Results

## English Language Arts (ELA)

### Claim 3: Listening

# Gray



Percent of Students by Achievement Level

### ELA Claim 3: Listening Achievement

# Tested



% Tested  
98.7%



% Not Tested  
1.3%

See footnote

### ELA Claim 3 Achievement by Grade Level

# Tested

	L1	L2	L3	L4	
Grade 3					
Grade 4					
Grade 5					
Grade 6	15%	13%	30%	43%	
Grade 7	13%	13%	36%	37%	
Grade 8	14%	20%	36%	30%	
Grade 11					

### ELA Claim 3 Achievement by Race

# Tested

	L1	L2	L3	L4	
Asian	0%	6%	61%	33%	
Black	36%	9%	45%	9%	
Hispanic	14%	30%	38%	19%	
Nat Amer	*	*	*	*	Results not shown*
Multiple	14%	12%	27%	47%	
Pac Isl	*	*	*	*	Results not shown*
White	14%	14%	33%	39%	

### ELA Claim 3 Achievement by Program

# Tested

	L1	L2	L3	L4	
ELL	31%	23%	31%	15%	
FRM	26%	23%	28%	23%	
SPED	29%	29%	18%	24%	
TAG	1%	6%	33%	60%	

### ELA Claim 3 Achievement by Gender

# Tested

	L1	L2	L3	L4	
Female	14%	17%	36%	34%	
Male	14%	13%	32%	40%	

Note: Students included in this report were enrolled on May 1. Scores excluded from the performance summaries were from students who took the Extended Assessment, were home or private schooled, foreign exchange, in their first year of U.S. school enrollment, or in a general education setting for less than 40% of instructional time. "Not tested" includes students who did not have a valid SBA score due to partial tests inadequate to generate a valid score, test invalidation, or parent request for exemption. \*Results and/or number tested are not shown to protect student confidentiality. SPP—12/08/2015jm(2015-0284)

# 2014-15 Smarter Balanced Baseline Assessment Results

## English Language Arts (ELA)

### Claim 4: Research

## Gray



Percent of Students by Achievement Level

### ELA Claim 4: Research Achievement

# Tested



% Tested  
98.7%



% Not Tested  
1.3%

See footnote

### ELA Claim 4 Achievement by Grade Level

# Tested

	L1	L2	L3	L4	
Grade 3					
Grade 4					
Grade 5					
Grade 6	8%	13%	33%	46%	
Grade 7	11%	15%	39%	35%	
Grade 8	12%	12%	53%	23%	
Grade 11					

### ELA Claim 4 Achievement by Race

# Tested

	L1	L2	L3	L4	
Asian	0%	0%	56%	44%	
Black	55%	9%	27%	9%	
Hispanic	14%	24%	54%	8%	
Nat Amer	*	*	*	*	Results not shown*
Multiple	10%	12%	47%	31%	
Pac Isl	*	*	*	*	Results not shown*
White	8%	13%	38%	40%	

### ELA Claim 4 Achievement by Program

# Tested

	L1	L2	L3	L4	
ELL	46%	23%	23%	8%	
FRM	24%	22%	36%	17%	
SPED	35%	22%	32%	10%	
TAG	0%	4%	27%	70%	

### ELA Claim 4 Achievement by Gender

# Tested

	L1	L2	L3	L4	
Female	7%	12%	40%	41%	
Male	13%	15%	41%	31%	

Note: Students included in this report were enrolled on May 1. Scores excluded from the performance summaries were from students who took the Extended Assessment, were home or private schooled, foreign exchange, in their first year of U.S. school enrollment, or in a general education setting for less than 40% of instructional time. "Not tested" includes students who did not have a valid SBA score due to partial tests inadequate to generate a valid score, test invalidation, or parent request for exemption. \*Results and/or number tested are not shown to protect student confidentiality. SPP—12/08/2015jm(2015-0284)