

2016-17 Smarter Balanced Assessment Results

Mathematics - Overall

Kairos PDX



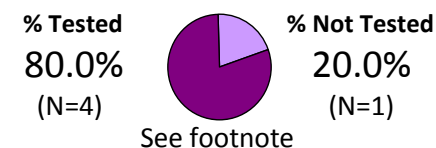
Total Students Eligible for Testing	5
Total Students Tested	4
Total Students Included in State Accountability†	4

Percent of Students by Achievement Level

Math Overall Achievement

Students

	L1	L2	L3	L4		
Total	*	*	*	*	Results not shown*	4



Math Overall Achievement by Grade Level # Students

	L1	L2	L3	L4		
Grade 3	*	*	*	*	Results not shown*	<11
Grade 4						
Grade 5						
Grade 6						
Grade 7						
Grade 8						
Grade 11						

Math Overall Achievement by Race # Students

	L1	L2	L3	L4		
Asian	*	*	*	*	Results not shown*	<11
Black	*	*	*	*	Results not shown*	<11
Latino	*	*	*	*	Results not shown*	<11
Multi-HU	*	*	*	*	Results not shown*	<11
Multi-NonHU	*	*	*	*	Results not shown*	<11
Nat Amer	*	*	*	*	Results not shown*	<11
Pac Isl	*	*	*	*	Results not shown*	<11
White	*	*	*	*	Results not shown*	<11

Math Overall Achievement by Program # Students

	L1	L2	L3	L4		
ELL	*	*	*	*	Results not shown*	<11
ECON DIS	*	*	*	*	Results not shown*	<11
SPED	*	*	*	*	Results not shown*	<11
TAG	*	*	*	*	Results not shown*	<11

Math Overall Achievement by Gender # Students

	L1	L2	L3	L4		
Female	*	*	*	*	Results not shown*	<11
Male	*	*	*	*	Results not shown*	<11

Note: Includes students enrolled on May 1. Extended Assessments included. †Scores excluded from performance summaries were from students who were home or private schooled, foreign exchange, in their first year of U.S. school enrollment, or in a general education setting for less than 40% of instructional time. "Not tested" includes students without a valid SBA score due to partial tests inadequate to generate a valid score, test invalidation, or parent request for exemption. Economically Disadvantaged is determined using Direct Certification. HU = historically underserved. Multi-HU includes students who identify multiple ancestries including at least one historically underserved ancestry: Black, Native American, or Pacific Islander. Multi-NonHU includes students who identify multiple ancestries including only Asian and White.

*Results and/or number tested are not shown to protect student confidentiality. SPP—08/08/2017jm(2017-0080)

2016-17 Smarter Balanced Assessment Results Mathematics - Claim 1: Concepts & Procedures Kairos PDX

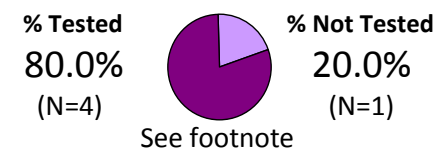


Total Students Eligible for Testing	5
Total Students Tested	4
Total Students Included in State Accountability†	4

Percent of Students by Achievement Level

Math Claim 1: Concepts & Procedures Achievement # Students

	L1	L2	L3	L4		
Total	*	*	*	*	Results not shown*	4



Math Claim 1 Achievement by Grade Level # Students

	L1	L2	L3	L4		
Grade 3	*	*	*	*	Results not shown*	<11
Grade 4						
Grade 5						
Grade 6						
Grade 7						
Grade 8						
Grade 11						

Math Claim 1 Achievement by Race # Students

	L1	L2	L3	L4		
Asian	*	*	*	*	Results not shown*	<11
Black	*	*	*	*	Results not shown*	<11
Latino	*	*	*	*	Results not shown*	<11
Multi-HU	*	*	*	*	Results not shown*	<11
Multi-NonHU	*	*	*	*	Results not shown*	<11
Nat Amer	*	*	*	*	Results not shown*	<11
Pac Isl	*	*	*	*	Results not shown*	<11
White	*	*	*	*	Results not shown*	<11

Math Claim 1 Achievement by Program # Students

	L1	L2	L3	L4		
ELL	*	*	*	*	Results not shown*	<11
ECON DIS	*	*	*	*	Results not shown*	<11
SPED	*	*	*	*	Results not shown*	<11
TAG	*	*	*	*	Results not shown*	<11

Math Claim 1 Achievement by Gender # Students

	L1	L2	L3	L4		
Female	*	*	*	*	Results not shown*	<11
Male	*	*	*	*	Results not shown*	<11

Note: Includes students enrolled on May 1. Extended Assessments included. †Scores excluded from performance summaries were from students who were home or private schooled, foreign exchange, in their first year of U.S. school enrollment, or in a general education setting for less than 40% of instructional time. "Not tested" includes students without a valid SBA score due to partial tests inadequate to generate a valid score, test invalidation, or parent request for exemption. Economically Disadvantaged is determined using Direct Certification. HU = historically underserved. Multi-HU includes students who identify multiple ancestries including at least one historically underserved ancestry: Black, Native American, or Pacific Islander. Multi-NonHU includes students who identify multiple ancestries including only Asian and White.

*Results and/or number tested are not shown to protect student confidentiality. SPP—08/08/2017jm(2017-0080)

2016-17 Smarter Balanced Assessment Results

Mathematics - Claim 2: Problem Solving and Modeling & Data Analysis

Kairos PDX



Total Students Eligible for Testing	5
Total Students Tested	4
Total Students Included in State Accountability†	4

Percent of Students by Achievement Level

Math Claim 2: Problem Solving Achievement

Students

	L1	L2	L3	L4		
Total	*	*	*	*	Results not shown*	4

% Tested
80.0%
(N=4)



% Not Tested
20.0%
(N=1)

See footnote

Math Claim 2 Achievement by Grade Level # Students

	L1	L2	L3	L4		# Students
Grade 3	*	*	*	*	Results not shown*	<11
Grade 4						
Grade 5						
Grade 6						
Grade 7						
Grade 8						
Grade 11						

Math Claim 2 Achievement by Race # Students

	L1	L2	L3	L4		# Students
Asian	*	*	*	*	Results not shown*	<11
Black	*	*	*	*	Results not shown*	<11
Latino	*	*	*	*	Results not shown*	<11
Multi-HU	*	*	*	*	Results not shown*	<11
Multi-NonHU	*	*	*	*	Results not shown*	<11
Nat Amer	*	*	*	*	Results not shown*	<11
Pac Isl	*	*	*	*	Results not shown*	<11
White	*	*	*	*	Results not shown*	<11

Math Claim 2 Achievement by Program # Students

	L1	L2	L3	L4		# Students
ELL	*	*	*	*	Results not shown*	<11
ECON DIS	*	*	*	*	Results not shown*	<11
SPED	*	*	*	*	Results not shown*	<11
TAG	*	*	*	*	Results not shown*	<11

Math Claim 2 Achievement by Gender # Students

	L1	L2	L3	L4		# Students
Female	*	*	*	*	Results not shown*	<11
Male	*	*	*	*	Results not shown*	<11

Note: Includes students enrolled on May 1. Extended Assessments included. †Scores excluded from performance summaries were from students who were home or private schooled, foreign exchange, in their first year of U.S. school enrollment, or in a general education setting for less than 40% of instructional time. "Not tested" includes students without a valid SBA score due to partial tests inadequate to generate a valid score, test invalidation, or parent request for exemption. Economically Disadvantaged is determined using Direct Certification. HU = historically underserved. Multi-HU includes students who identify multiple ancestries including at least one historically underserved ancestry: Black, Native American, or Pacific Islander. Multi-NonHU includes students who identify multiple ancestries including only Asian and White.

*Results and/or number tested are not shown to protect student confidentiality.

2016-17 Smarter Balanced Assessment Results

Mathematics - Claim 3: Communicating Reasoning

Kairos PDX

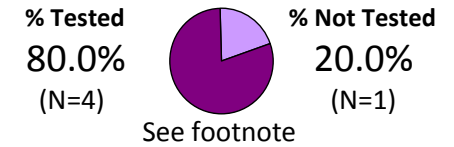


Total Students Eligible for Testing	5
Total Students Tested	4
Total Students Included in State Accountability†	4

Percent of Students by Achievement Level

Math Claim 3: Communicating Reasoning Achievement # Students

	L1	L2	L3	L4		
Total	*	*	*	*	Results not shown*	4



Math Claim 3 Achievement by Grade Level # Students

	L1	L2	L3	L4		
Grade 3	*	*	*	*	Results not shown*	<11
Grade 4						
Grade 5						
Grade 6						
Grade 7						
Grade 8						
Grade 11						

Math Claim 3 Achievement by Race # Students

	L1	L2	L3	L4		
Asian	*	*	*	*	Results not shown*	<11
Black	*	*	*	*	Results not shown*	<11
Latino	*	*	*	*	Results not shown*	<11
Multi-HU	*	*	*	*	Results not shown*	<11
Multi-NonHU	*	*	*	*	Results not shown*	<11
Nat Amer	*	*	*	*	Results not shown*	<11
Pac Isl	*	*	*	*	Results not shown*	<11
White	*	*	*	*	Results not shown*	<11

Math Claim 3 Achievement by Program # Students

	L1	L2	L3	L4		
ELL	*	*	*	*	Results not shown*	<11
ECON DIS	*	*	*	*	Results not shown*	<11
SPED	*	*	*	*	Results not shown*	<11
TAG	*	*	*	*	Results not shown*	<11

Math Claim 3 Achievement by Gender # Students

	L1	L2	L3	L4		
Female	*	*	*	*	Results not shown*	<11
Male	*	*	*	*	Results not shown*	<11

Note: Includes students enrolled on May 1. Extended Assessments included. †Scores excluded from performance summaries were from students who were home or private schooled, foreign exchange, in their first year of U.S. school enrollment, or in a general education setting for less than 40% of instructional time. "Not tested" includes students without a valid SBA score due to partial tests inadequate to generate a valid score, test invalidation, or parent request for exemption. Economically Disadvantaged is determined using Direct Certification. HU = historically underserved. Multi-HU includes students who identify multiple ancestries including at least one historically underserved ancestry: Black, Native American, or Pacific Islander. Multi-NonHU includes students who identify multiple ancestries including only Asian and White.

*Results and/or number tested are not shown to protect student confidentiality. SPP—08/08/2017jm(2017-0080)