


# 2014-15 Smarter Balanced Baseline Assessment Results

## English Language Arts (ELA)

### Overall

### King



Percent of Students by Achievement Level

#### ELA Overall Achievement

# Tested



% Tested  
92.6%

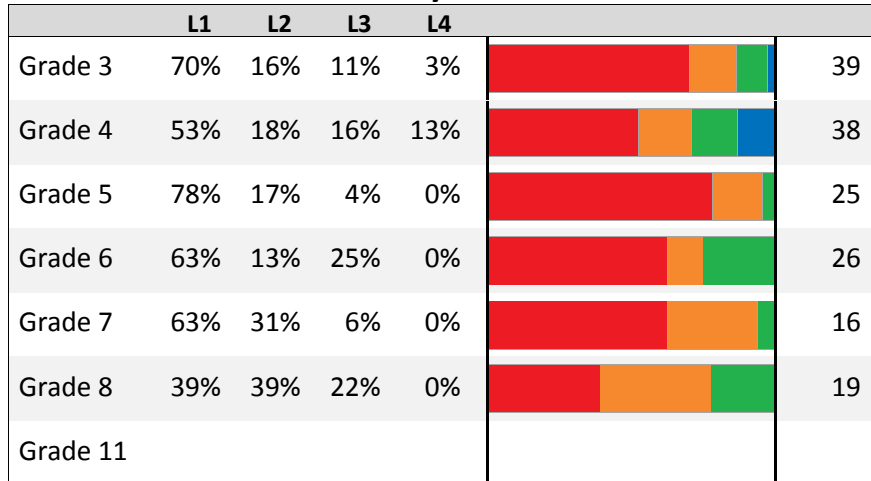


% Not Tested  
7.4%

See footnote

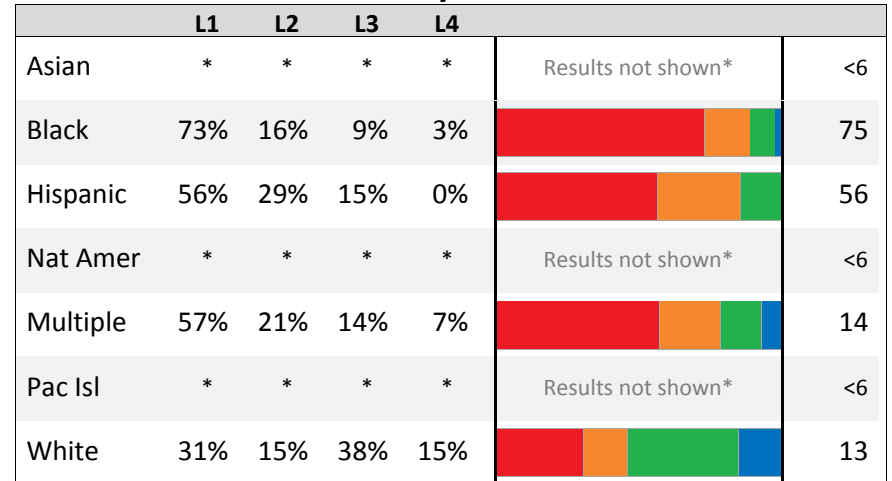
#### ELA Overall Achievement by Grade Level

# Tested



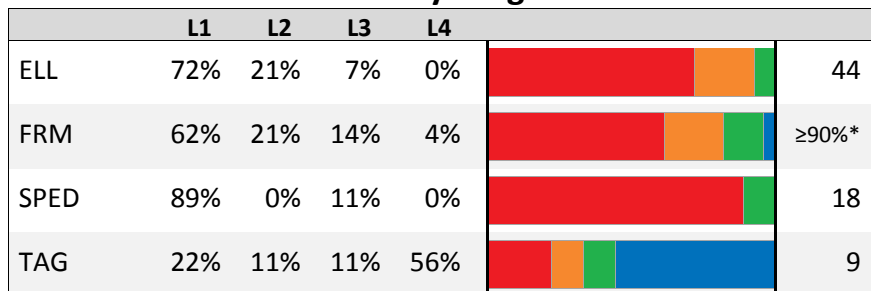
#### ELA Overall Achievement by Race

# Tested




#### ELA Overall Achievement by Program

# Tested



#### ELA Overall Achievement by Gender

# Tested




Note: Students included in this report were enrolled on May 1. Scores excluded from the performance summaries were from students who took the Extended Assessment, were home or private schooled, foreign exchange, in their first year of U.S. school enrollment, or in a general education setting for less than 40% of instructional time. "Not tested" includes students who did not have a valid SBA score due to partial tests inadequate to generate a valid score, test invalidation, or parent request for exemption. \*Results and/or number tested are not shown to protect student confidentiality. SPP—12/08/2015jm(2015-0284)

# 2014-15 Smarter Balanced Baseline Assessment Results

## English Language Arts (ELA)

### Claim 1: Reading

# King



Percent of Students by Achievement Level

### ELA Claim 1: Reading Achievement

# Tested









% Tested  
92.6%







% Not Tested  
7.4%

See footnote





### ELA Claim 1 Achievement by Grade Level # Tested

	L1	L2	L3	L4		
Grade 3	54%	30%	16%	0%		39
Grade 4	47%	16%	16%	21%		38
Grade 5	70%	26%	4%	0%		25
Grade 6	63%	17%	17%	4%		26
Grade 7	63%	13%	25%	0%		16
Grade 8	44%	39%	11%	6%		19
Grade 11						



### ELA Claim 1 Achievement by Race # Tested

	L1	L2	L3	L4		
Asian	*	*	*	*	Results not shown*	<6
Black	64%	21%	10%	4%		75
Hispanic	49%	35%	13%	4%		56
Nat Amer	*	*	*	*	Results not shown*	<6
Multiple	50%	14%	29%	7%		14
Pac Isl	*	*	*	*	Results not shown*	<6
White	46%	0%	23%	31%		13

### ELA Claim 1 Achievement by Program # Tested

	L1	L2	L3	L4		
ELL	63%	28%	7%	2%		44
FRM	56%	23%	15%	6%		≥90%*
SPED	83%	11%	6%	0%		18
TAG	22%	0%	0%	78%		9

### ELA Claim 1 Achievement by Gender # Tested

	L1	L2	L3	L4		
Female	52%	27%	20%	1%		83
Male	60%	19%	9%	12%		80

Note: Students included in this report were enrolled on May 1. Scores excluded from the performance summaries were from students who took the Extended Assessment, were home or private schooled, foreign exchange, in their first year of U.S. school enrollment, or in a general education setting for less than 40% of instructional time. "Not tested" includes students who did not have a valid SBA score due to partial tests inadequate to generate a valid score, test invalidation, or parent request for exemption. \*Results and/or number tested are not shown to protect student confidentiality. SPP—12/08/2015jm(2015-0284)

# 2014-15 Smarter Balanced Baseline Assessment Results

## English Language Arts (ELA)

### Claim 2: Writing

## King



Percent of Students by Achievement Level

### ELA Claim 2: Writing Achievement

# Tested



% Tested  
92.6%

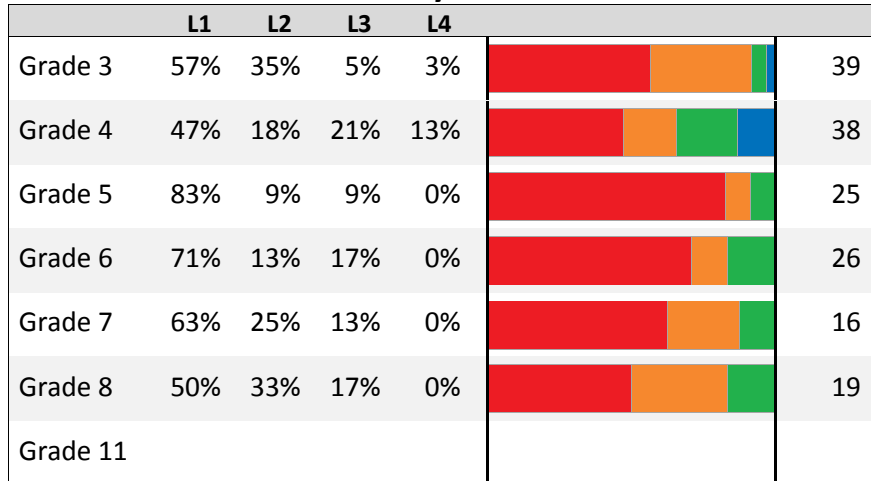


% Not Tested  
7.4%

See footnote

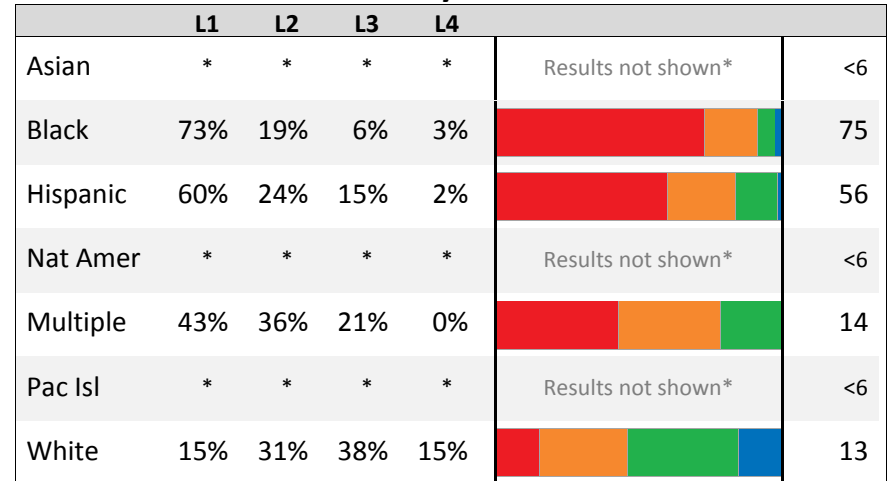
### ELA Claim 2 Achievement by Grade Level

# Tested



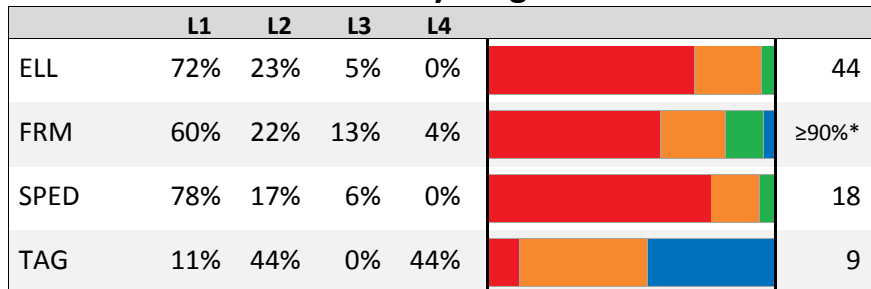
### ELA Claim 2 Achievement by Race

# Tested




### ELA Claim 2 Achievement by Program

# Tested



### ELA Claim 2 Achievement by Gender

# Tested



Note: Students included in this report were enrolled on May 1. Scores excluded from the performance summaries were from students who took the Extended Assessment, were home or private schooled, foreign exchange, in their first year of U.S. school enrollment, or in a general education setting for less than 40% of instructional time. "Not tested" includes students who did not have a valid SBA score due to partial tests inadequate to generate a valid score, test invalidation, or parent request for exemption. \*Results and/or number tested are not shown to protect student confidentiality. SPP—12/08/2015jm(2015-0284)

# 2014-15 Smarter Balanced Baseline Assessment Results

## English Language Arts (ELA)

### Claim 3: Listening

## King



Percent of Students by Achievement Level

### ELA Claim 3: Listening Achievement

# Tested



% Tested  
92.6%

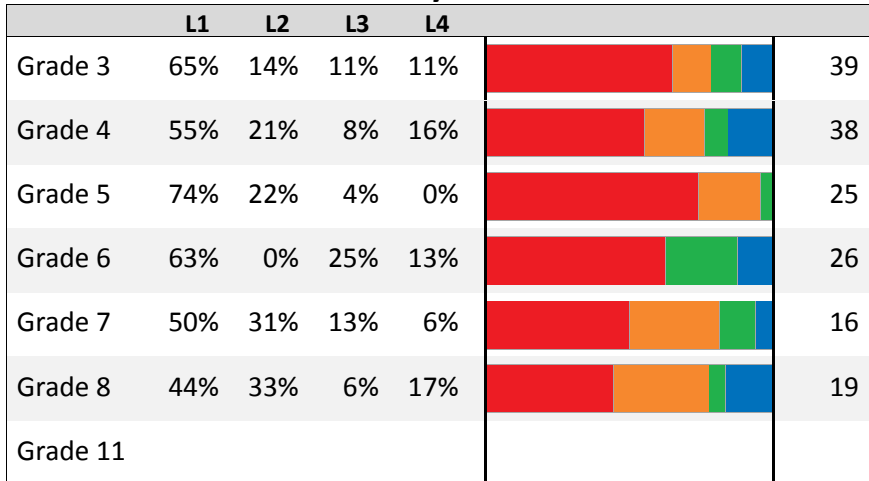


% Not Tested  
7.4%

See footnote

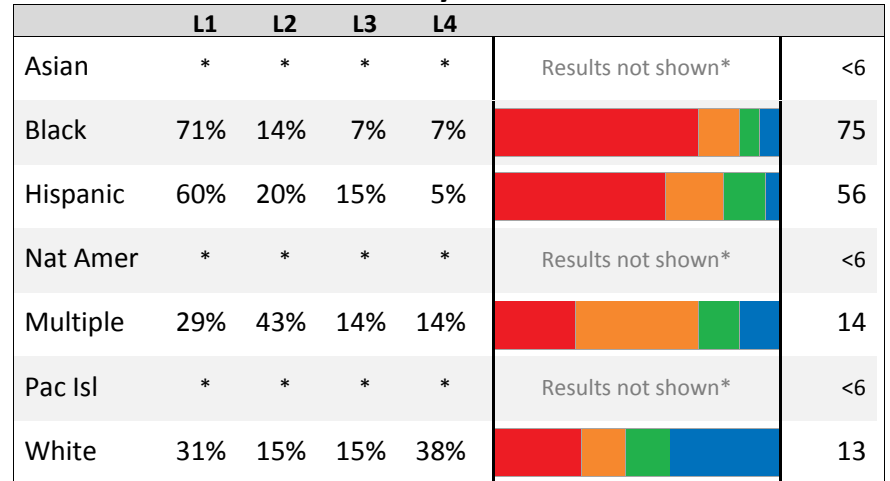
### ELA Claim 3 Achievement by Grade Level

# Tested



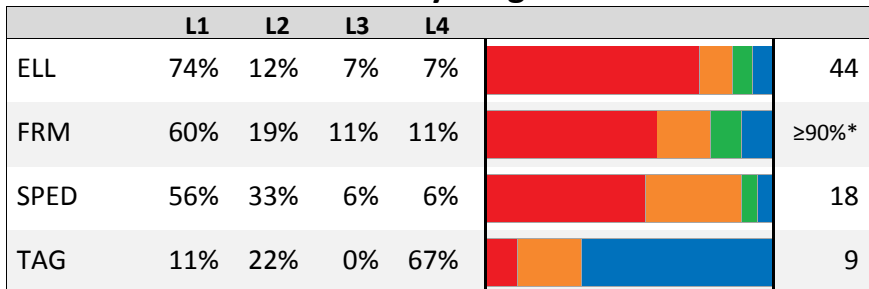
### ELA Claim 3 Achievement by Race

# Tested




### ELA Claim 3 Achievement by Program

# Tested



### ELA Claim 3 Achievement by Gender

# Tested



Note: Students included in this report were enrolled on May 1. Scores excluded from the performance summaries were from students who took the Extended Assessment, were home or private schooled, foreign exchange, in their first year of U.S. school enrollment, or in a general education setting for less than 40% of instructional time. "Not tested" includes students who did not have a valid SBA score due to partial tests inadequate to generate a valid score, test invalidation, or parent request for exemption. \*Results and/or number tested are not shown to protect student confidentiality. SPP—12/08/2015jm(2015-0284)

# 2014-15 Smarter Balanced Baseline Assessment Results

## English Language Arts (ELA)

### Claim 4: Research

# King



Percent of Students by Achievement Level

### ELA Claim 4: Research Achievement

# Tested



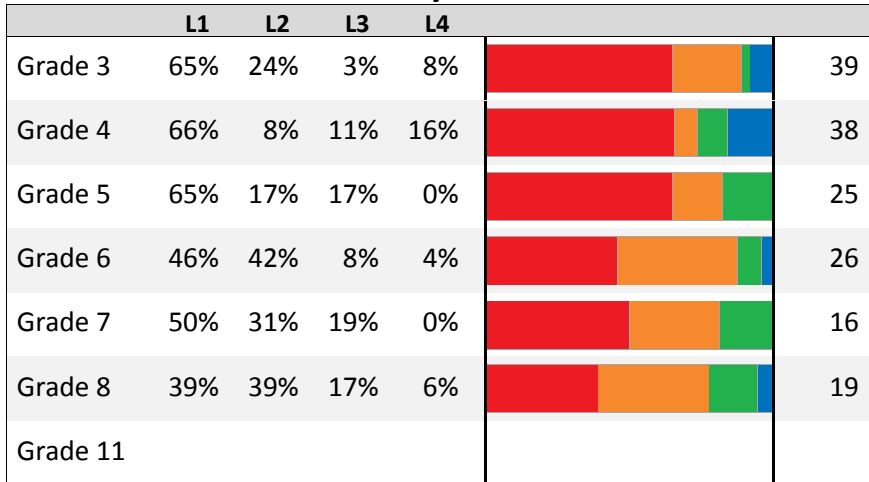
% Tested  
92.6%



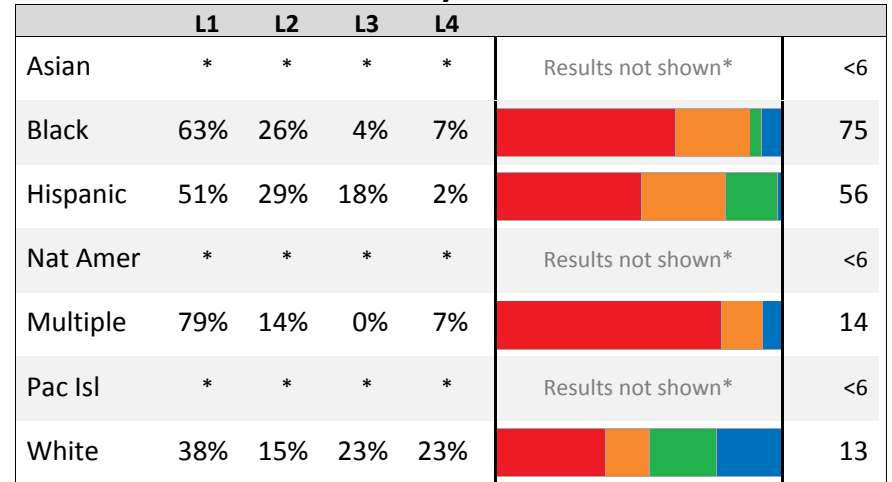
% Not Tested  
7.4%

See footnote

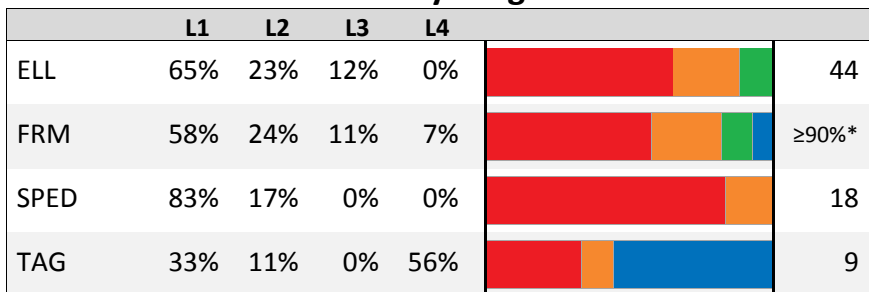
### ELA Claim 4 Achievement by Grade Level # Tested



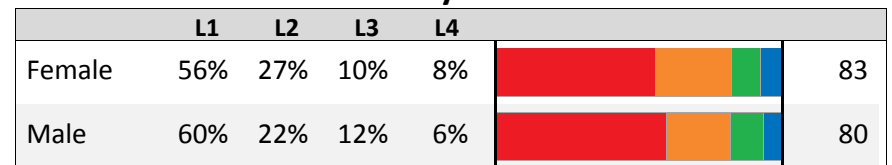
### ELA Claim 4 Achievement by Race # Tested



### ELA Claim 4 Achievement by Program # Tested



### ELA Claim 4 Achievement by Gender # Tested



Note: Students included in this report were enrolled on May 1. Scores excluded from the performance summaries were from students who took the Extended Assessment, were home or private schooled, foreign exchange, in their first year of U.S. school enrollment, or in a general education setting for less than 40% of instructional time. "Not tested" includes students who did not have a valid SBA score due to partial tests inadequate to generate a valid score, test invalidation, or parent request for exemption. \*Results and/or number tested are not shown to protect student confidentiality. SPP—12/08/2015jm(2015-0284)