

2015-16 Smarter Balanced Assessment Results

Mathematics

Overall

Self Enhancement Inc.



Percent of Students by Achievement Level

Total Students Eligible for Testing	116
Total Students Tested	95
Total Students Included in State Accountability†	94

Math Overall Achievement

Students






% Tested
81.9%
(N=95)




% Not Tested
18.1%
(N=21)

See footnote



Math Overall Achievement by Grade Level # Students

	L1	L2	L3	L4	
Grade 3					
Grade 4					
Grade 5					
Grade 6	71%	17%	13%	0%	
Grade 7	48%	35%	15%	3%	
Grade 8	67%	23%	10%	0%	
Grade 11					



Math Overall Achievement by Race # Students

	L1	L2	L3	L4	
Asian	*	*	*	*	Results not shown* <11
Black	59%	28%	13%	0%	
Hispanic	*	*	*	*	Results not shown* <11
Multiple	*	*	*	*	Results not shown* <11
Nat Amer	*	*	*	*	Results not shown* <11
Pac Isl	*	*	*	*	Results not shown* <11
White	*	*	*	*	Results not shown* <11

Math Overall Achievement by Program # Students

	L1	L2	L3	L4	
ELL	*	*	*	*	Results not shown* <11
ECON DIS	59%	29%	12%	0%	
SPED	80%	10%	10%	0%	
TAG	*	*	*	*	Results not shown* <11

Math Overall Achievement by Gender # Students

	L1	L2	L3	L4	
Female	54%	28%	18%	0%	
Male	64%	25%	9%	2%	

Note: Includes students enrolled on May 1. Extended Assessments are included. †Scores excluded from performance summaries were from students who were home or private schooled, foreign exchange, in their first year of U.S. school enrollment, or in a general education setting for less than 40% of instructional time. "Not tested" includes students without a valid SBA score due to partial tests inadequate to generate a valid score, test invalidation, or parent request for exemption. For more information on State Accountability rules, see: <http://www.ode.state.or.us/wma/data/schoolanddistrict/reportcard/docs/asmtinclusionrules1516.pdf>. Economically Disadvantaged is determined using Direct Certification.

*Results and/or number tested are not shown to protect student confidentiality.

SPP—08/10/2016jm(2016-0127)

2015-16 Smarter Balanced Assessment Results

Mathematics

Claim 1: Concepts & Procedures

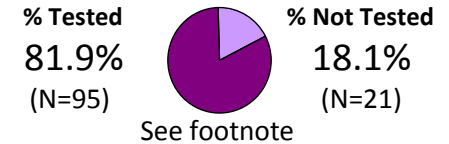
Self Enhancement Inc.



Percent of Students by Achievement Level

Total Students Eligible for Testing	116
Total Students Tested	95
Total Students Included in State Accountability†	94

Math Claim 1: Concepts & Procedures Achievement # Students



Math Claim 1 Achievement by Grade Level # Students

Grade	L1	L2	L3	L4	# Students
Grade 3					
Grade 4					
Grade 5					
Grade 6	71%	21%	8%	0%	24
Grade 7	43%	40%	13%	5%	40
Grade 8	63%	30%	3%	3%	30
Grade 11					

Math Claim 1 Achievement by Race # Students

Race	L1	L2	L3	L4	# Students
Asian	*	*	*	*	Results not shown*
Black	56%	34%	10%	0%	79
Hispanic	*	*	*	*	Results not shown*
Multiple	*	*	*	*	Results not shown*
Nat Amer	*	*	*	*	Results not shown*
Pac Isl	*	*	*	*	Results not shown*
White	*	*	*	*	Results not shown*

Math Claim 1 Achievement by Program # Students

Program	L1	L2	L3	L4	# Students
ELL	*	*	*	*	Results not shown*
ECON DIS	57%	31%	9%	3%	58
SPED	80%	15%	5%	0%	20
TAG	*	*	*	*	Results not shown*

Math Claim 1 Achievement by Gender # Students

Gender	L1	L2	L3	L4	# Students
Female	49%	38%	8%	5%	39
Male	62%	27%	9%	2%	55

Note: Includes students enrolled on May 1. Extended Assessments are included. †Scores excluded from performance summaries were from students who were home or private schooled, foreign exchange, in their first year of U.S. school enrollment, or in a general education setting for less than 40% of instructional time. "Not tested" includes students without a valid SBA score due to partial tests inadequate to generate a valid score, test invalidation, or parent request for exemption. For more information on State Accountability rules, see: <http://www.ode.state.or.us/wma/data/schoolanddistrict/reportcard/docs/asmtinclusionrules1516.pdf>.

Economically Disadvantaged is determined using Direct Certification.

*Results and/or number tested are not shown to protect student confidentiality.

2015-16 Smarter Balanced Assessment Results Mathematics

Claim 2: Problem Solving and Modeling & Data Analysis

Self Enhancement Inc.



Percent of Students by Achievement Level

Total Students Eligible for Testing	116
Total Students Tested	95
Total Students Included in State Accountability†	94

Math Claim 2: Problem Solving Achievement

Students



% Tested
81.9%
(N=95)



% Not Tested
18.1%
(N=21)

See footnote

Math Claim 2 Achievement by Grade Level # Students

	L1	L2	L3	L4	# Students
Grade 3					
Grade 4					
Grade 5					
Grade 6	63%	29%	8%	0%	24
Grade 7	53%	28%	15%	5%	40
Grade 8	63%	20%	13%	3%	30
Grade 11					

Math Claim 2 Achievement by Race # Students

	L1	L2	L3	L4	# Students
Asian	*	*	*	*	Results not shown* <11
Black	59%	25%	13%	3%	79
Hispanic	*	*	*	*	Results not shown* <11
Multiple	*	*	*	*	Results not shown* <11
Nat Amer	*	*	*	*	Results not shown* <11
Pac Isl	*	*	*	*	Results not shown* <11
White	*	*	*	*	Results not shown* <11

Math Claim 2 Achievement by Program # Students

	L1	L2	L3	L4	# Students
ELL	*	*	*	*	Results not shown* <11
ECON DIS	59%	31%	10%	0%	58
SPED	70%	20%	10%	0%	20
TAG	*	*	*	*	Results not shown* <11

Math Claim 2 Achievement by Gender # Students

	L1	L2	L3	L4	# Students
Female	54%	26%	18%	3%	39
Male	62%	25%	9%	4%	55

Note: Includes students enrolled on May 1. Extended Assessments are included. †Scores excluded from performance summaries were from students who were home or private schooled, foreign exchange, in their first year of U.S. school enrollment, or in a general education setting for less than 40% of instructional time. "Not tested" includes students without a valid SBA score due to partial tests inadequate to generate a valid score, test invalidation, or parent request for exemption. For more information on State Accountability rules, see: <http://www.ode.state.or.us/wma/data/schoolanddistrict/reportcard/docs/asmtinclusionrules1516.pdf>. Economically Disadvantaged is determined using Direct Certification.

*Results and/or number tested are not shown to protect student confidentiality.

SPP—08/10/2016jm(2016-0127)

2015-16 Smarter Balanced Assessment Results

Mathematics

Claim 3: Communicating Reasoning

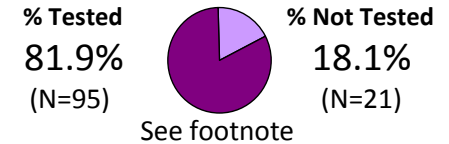
Self Enhancement Inc.



Percent of Students by Achievement Level

Total Students Eligible for Testing	116
Total Students Tested	95
Total Students Included in State Accountability†	94

Math Claim 3: Communicating Reasoning Achievement # Students



Math Claim 3 Achievement by Grade Level # Students

Grade	L1	L2	L3	L4	# Students
Grade 3					
Grade 4					
Grade 5					
Grade 6	67%	25%	0%	8%	24
Grade 7	60%	20%	18%	3%	40
Grade 8	70%	27%	0%	3%	30
Grade 11					

Math Claim 3 Achievement by Race # Students

Race	L1	L2	L3	L4	# Students
Asian	*	*	*	*	Results not shown* <11
Black	62%	28%	6%	4%	79
Hispanic	*	*	*	*	Results not shown* <11
Multiple	*	*	*	*	Results not shown* <11
Nat Amer	*	*	*	*	Results not shown* <11
Pac Isl	*	*	*	*	Results not shown* <11
White	*	*	*	*	Results not shown* <11

Math Claim 3 Achievement by Program # Students

Program	L1	L2	L3	L4	# Students
ELL	*	*	*	*	Results not shown* <11
ECON DIS	66%	24%	7%	3%	58
SPED	85%	5%	5%	5%	20
TAG	*	*	*	*	Results not shown* <11

Math Claim 3 Achievement by Gender # Students

Gender	L1	L2	L3	L4	# Students
Female	62%	28%	3%	8%	39
Male	67%	20%	11%	2%	55

Note: Includes students enrolled on May 1. Extended Assessments are included. †Scores excluded from performance summaries were from students who were home or private schooled, foreign exchange, in their first year of U.S. school enrollment, or in a general education setting for less than 40% of instructional time. "Not tested" includes students without a valid SBA score due to partial tests inadequate to generate a valid score, test invalidation, or parent request for exemption. For more information on State Accountability rules, see: <http://www.ode.state.or.us/wma/data/schoolanddistrict/reportcard/docs/asmtinclusionrules1516.pdf>. Economically Disadvantaged is determined using Direct Certification. *Results and/or number tested are not shown to protect student confidentiality. SPP—08/10/2016jm(2016-0127)