

2014-15 Smarter Balanced Baseline Assessment Results

English Language Arts (ELA)

Overall

Whitman



Percent of Students by Achievement Level

ELA Overall Achievement

Tested










% Tested
100.0%








% Not Tested
0.0%

See footnote





ELA Overall Achievement by Grade Level # Tested

	L1	L2	L3	L4	
Grade 3	29%	29%	27%	16%	
Grade 4	34%	23%	21%	21%	
Grade 5	53%	19%	14%	14%	
Grade 6					
Grade 7					
Grade 8					
Grade 11					



ELA Overall Achievement by Race # Tested

	L1	L2	L3	L4	
Asian	24%	20%	12%	44%	
Black	46%	38%	8%	8%	
Hispanic	39%	19%	22%	19%	
Nat Amer	*	*	*	*	Results not shown* <6
Multiple	50%	19%	31%	0%	
Pac Isl	*	*	*	*	Results not shown* <6
White	43%	25%	21%	11%	

ELA Overall Achievement by Program # Tested

	L1	L2	L3	L4	
ELL	46%	28%	10%	15%	
FRM	40%	23%	20%	17%	
SPED	69%	21%	7%	2%	
TAG	0%	14%	14%	71%	

ELA Overall Achievement by Gender # Tested

	L1	L2	L3	L4	
Female	36%	26%	21%	17%	
Male	44%	21%	19%	16%	

Note: Students included in this report were enrolled on May 1. Scores excluded from the performance summaries were from students who took the Extended Assessment, were home or private schooled, foreign exchange, in their first year of U.S. school enrollment, or in a general education setting for less than 40% of instructional time. "Not tested" includes students who did not have a valid SBA score due to partial tests inadequate to generate a valid score, test invalidation, or parent request for exemption. *Results and/or number tested are not shown to protect student confidentiality. SPP—12/08/2015jm(2015-0284)

2014-15 Smarter Balanced Baseline Assessment Results

English Language Arts (ELA)

Claim 1: Reading

Whitman



Percent of Students by Achievement Level

ELA Claim 1: Reading Achievement

Tested



% Tested
100.0%



% Not Tested
0.0%

See footnote

ELA Claim 1 Achievement by Grade Level

Tested

	L1	L2	L3	L4	
Grade 3	29%	22%	20%	29%	
Grade 4	32%	17%	23%	28%	50
Grade 5	43%	28%	17%	12%	61
Grade 6					
Grade 7					
Grade 8					
Grade 11					

ELA Claim 1 Achievement by Race

Tested

	L1	L2	L3	L4	
Asian	16%	24%	20%	40%	
Black	46%	31%	23%	0%	13
Hispanic	39%	19%	17%	25%	39
Nat Amer	*	*	*	*	Results not shown* <6
Multiple	44%	13%	25%	19%	
Pac Isl	*	*	*	*	Results not shown* <6
White	36%	25%	20%	20%	62

ELA Claim 1 Achievement by Program

Tested

	L1	L2	L3	L4	
ELL	36%	31%	15%	18%	
FRM	35%	23%	20%	22%	≥90%*
SPED	64%	19%	17%	0%	
TAG	0%	0%	43%	57%	

ELA Claim 1 Achievement by Gender

Tested

	L1	L2	L3	L4	
Female	33%	21%	20%	26%	
Male	37%	25%	21%	18%	76

Note: Students included in this report were enrolled on May 1. Scores excluded from the performance summaries were from students who took the Extended Assessment, were home or private schooled, foreign exchange, in their first year of U.S. school enrollment, or in a general education setting for less than 40% of instructional time. "Not tested" includes students who did not have a valid SBA score due to partial tests inadequate to generate a valid score, test invalidation, or parent request for exemption. *Results and/or number tested are not shown to protect student confidentiality. SPP—12/08/2015jm(2015-0284)

2014-15 Smarter Balanced Baseline Assessment Results

English Language Arts (ELA)

Claim 2: Writing

Whitman



Percent of Students by Achievement Level

ELA Claim 2: Writing Achievement

Tested



% Tested
100.0%



% Not Tested
0.0%

See footnote

ELA Claim 2 Achievement by Grade Level # Tested

	L1	L2	L3	L4	
Grade 3	35%	31%	20%	14%	
Grade 4	30%	34%	19%	17%	50
Grade 5	60%	17%	12%	10%	61
Grade 6					
Grade 7					
Grade 8					
Grade 11					

ELA Claim 2 Achievement by Race # Tested

	L1	L2	L3	L4	
Asian	32%	12%	20%	36%	
Black	46%	23%	23%	8%	13
Hispanic	50%	22%	14%	14%	39
Nat Amer	*	*	*	*	Results not shown* <6
Multiple	31%	38%	31%	0%	
Pac Isl	*	*	*	*	Results not shown* <6
White	44%	34%	13%	8%	62

ELA Claim 2 Achievement by Program # Tested

	L1	L2	L3	L4	
ELL	51%	23%	18%	8%	
FRM	43%	27%	17%	14%	≥90%*
SPED	69%	24%	5%	2%	
TAG	0%	29%	0%	71%	

ELA Claim 2 Achievement by Gender # Tested

	L1	L2	L3	L4	
Female	36%	30%	22%	12%	
Male	51%	23%	11%	15%	76


Note: Students included in this report were enrolled on May 1. Scores excluded from the performance summaries were from students who took the Extended Assessment, were home or private schooled, foreign exchange, in their first year of U.S. school enrollment, or in a general education setting for less than 40% of instructional time. "Not tested" includes students who did not have a valid SBA score due to partial tests inadequate to generate a valid score, test invalidation, or parent request for exemption. *Results and/or number tested are not shown to protect student confidentiality. SPP—12/08/2015jm(2015-0284)

2014-15 Smarter Balanced Baseline Assessment Results

English Language Arts (ELA)

Claim 3: Listening

Whitman



Percent of Students by Achievement Level

ELA Claim 3: Listening Achievement

Tested



% Tested
100.0%



% Not Tested
0.0%

See footnote

ELA Claim 3 Achievement by Grade Level # Tested

	L1	L2	L3	L4	
Grade 3	20%	31%	24%	24%	
Grade 4	36%	19%	13%	32%	50
Grade 5	41%	17%	26%	16%	61
Grade 6					
Grade 7					
Grade 8					
Grade 11					

ELA Claim 3 Achievement by Race # Tested

	L1	L2	L3	L4	
Asian	16%	24%	28%	32%	
Black	46%	23%	23%	8%	13
Hispanic	39%	11%	25%	25%	39
Nat Amer	*	*	*	*	Results not shown* <6
Multiple	38%	38%	0%	25%	
Pac Isl	*	*	*	*	Results not shown* <6
White	34%	23%	20%	23%	

ELA Claim 3 Achievement by Program # Tested

	L1	L2	L3	L4	
ELL	31%	26%	21%	23%	
FRM	33%	22%	21%	23%	≥90%*
SPED	62%	14%	17%	7%	
TAG	<5%	<5%	<5%	>95%	Results not shown* *

ELA Claim 3 Achievement by Gender # Tested

	L1	L2	L3	L4	
Female	38%	19%	22%	21%	
Male	27%	26%	21%	26%	

Note: Students included in this report were enrolled on May 1. Scores excluded from the performance summaries were from students who took the Extended Assessment, were home or private schooled, foreign exchange, in their first year of U.S. school enrollment, or in a general education setting for less than 40% of instructional time. "Not tested" includes students who did not have a valid SBA score due to partial tests inadequate to generate a valid score, test invalidation, or parent request for exemption. *Results and/or number tested are not shown to protect student confidentiality. SPP—12/08/2015jm(2015-0284)

2014-15 Smarter Balanced Baseline Assessment Results

English Language Arts (ELA)

Claim 4: Research

Whitman



Percent of Students by Achievement Level

ELA Claim 4: Research Achievement

Tested



% Tested
100.0%



% Not Tested
0.0%

See footnote

ELA Claim 4 Achievement by Grade Level # Tested

	L1	L2	L3	L4	
Grade 3	41%	18%	24%	16%	
Grade 4	34%	30%	21%	15%	
Grade 5	38%	29%	26%	7%	
Grade 6					
Grade 7					
Grade 8					
Grade 11					

ELA Claim 4 Achievement by Race # Tested

	L1	L2	L3	L4	
Asian	20%	20%	36%	24%	
Black	62%	23%	8%	8%	
Hispanic	33%	22%	33%	11%	
Nat Amer	*	*	*	*	Results not shown*
Multiple	50%	38%	13%	0%	
Pac Isl	*	*	*	*	Results not shown*
White	39%	28%	20%	13%	

ELA Claim 4 Achievement by Program # Tested

	L1	L2	L3	L4	
ELL	38%	26%	15%	21%	
FRM	38%	26%	24%	12%	
SPED	62%	21%	12%	5%	
TAG	14%	0%	43%	43%	

ELA Claim 4 Achievement by Gender # Tested

	L1	L2	L3	L4	
Female	41%	22%	25%	12%	
Male	34%	30%	23%	12%	

Note: Students included in this report were enrolled on May 1. Scores excluded from the performance summaries were from students who took the Extended Assessment, were home or private schooled, foreign exchange, in their first year of U.S. school enrollment, or in a general education setting for less than 40% of instructional time. "Not tested" includes students who did not have a valid SBA score due to partial tests inadequate to generate a valid score, test invalidation, or parent request for exemption. *Results and/or number tested are not shown to protect student confidentiality. SPP—12/08/2015jm(2015-0284)