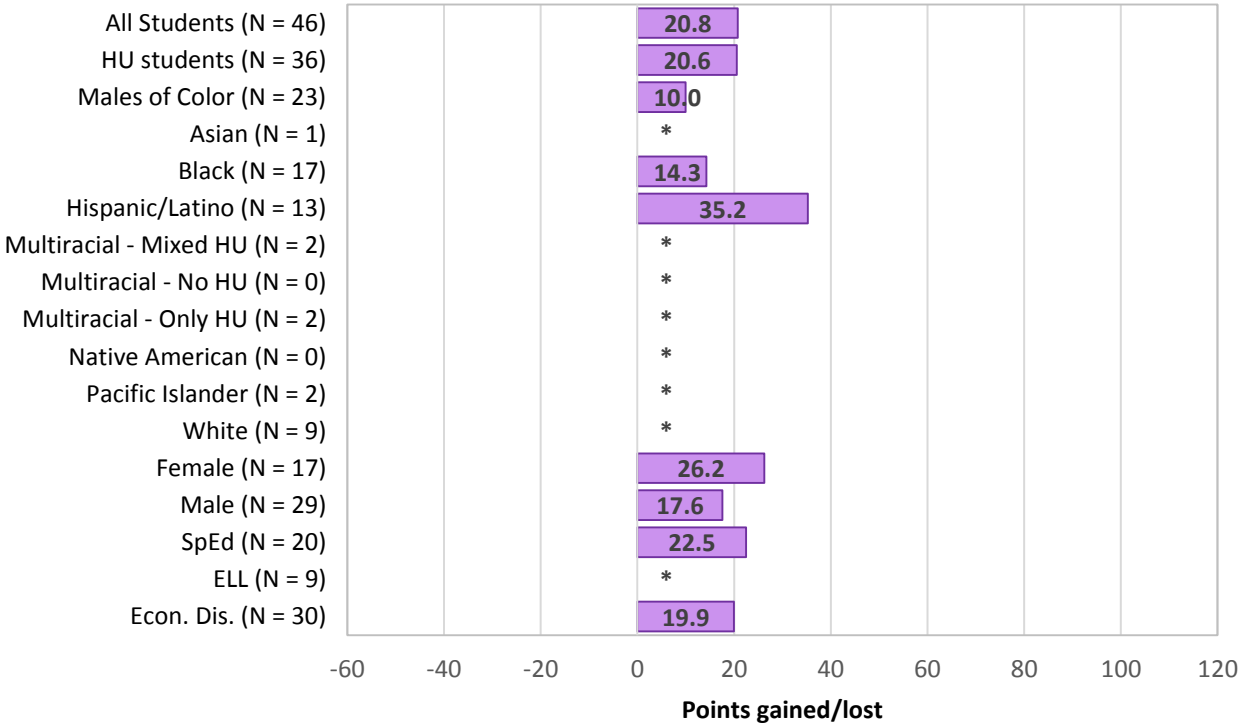


School: Chief Joseph/Ockley Green K-8  
 Mean Score Changes by Prior Year Achievement Level

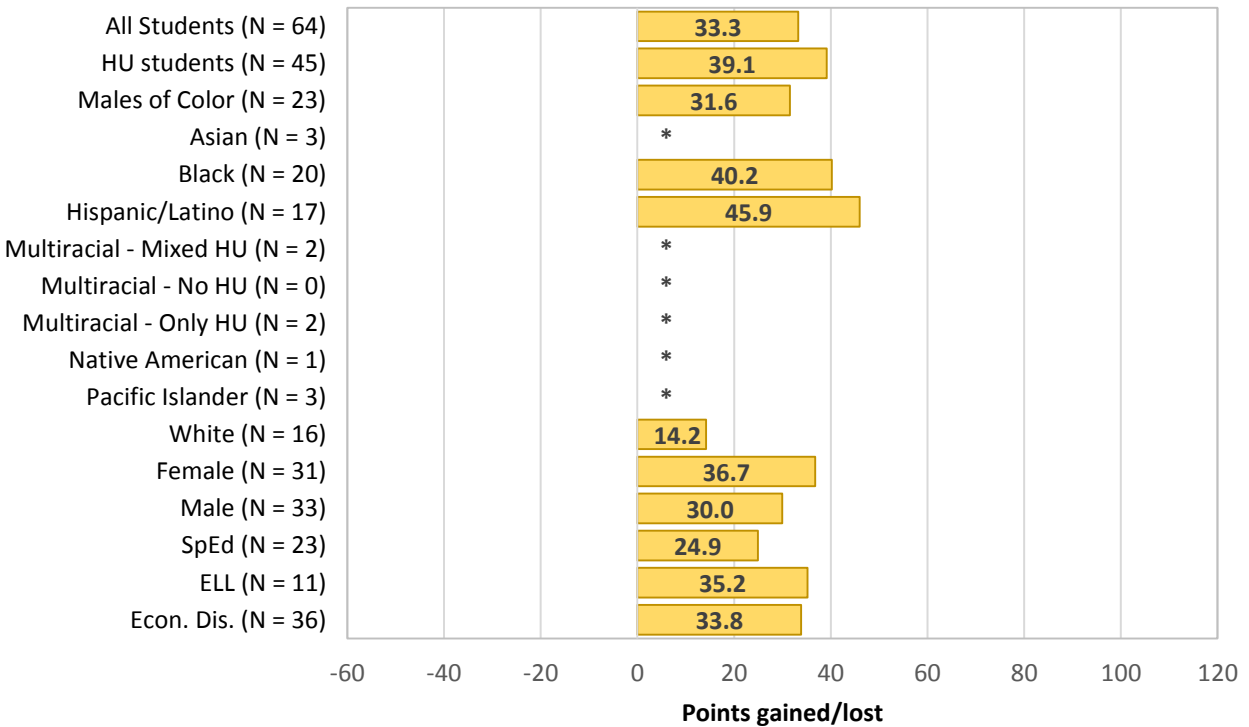
**ELA,  
Level 1**

ELA score growth for Chief Joseph/Ockley Green K-8  
 Mean score changes among 2014-15 Level 1 students



**Math,  
Level 1**

Math score growth for Chief Joseph/Ockley Green K-8  
 Mean score changes among 2014-15 Level 1 students

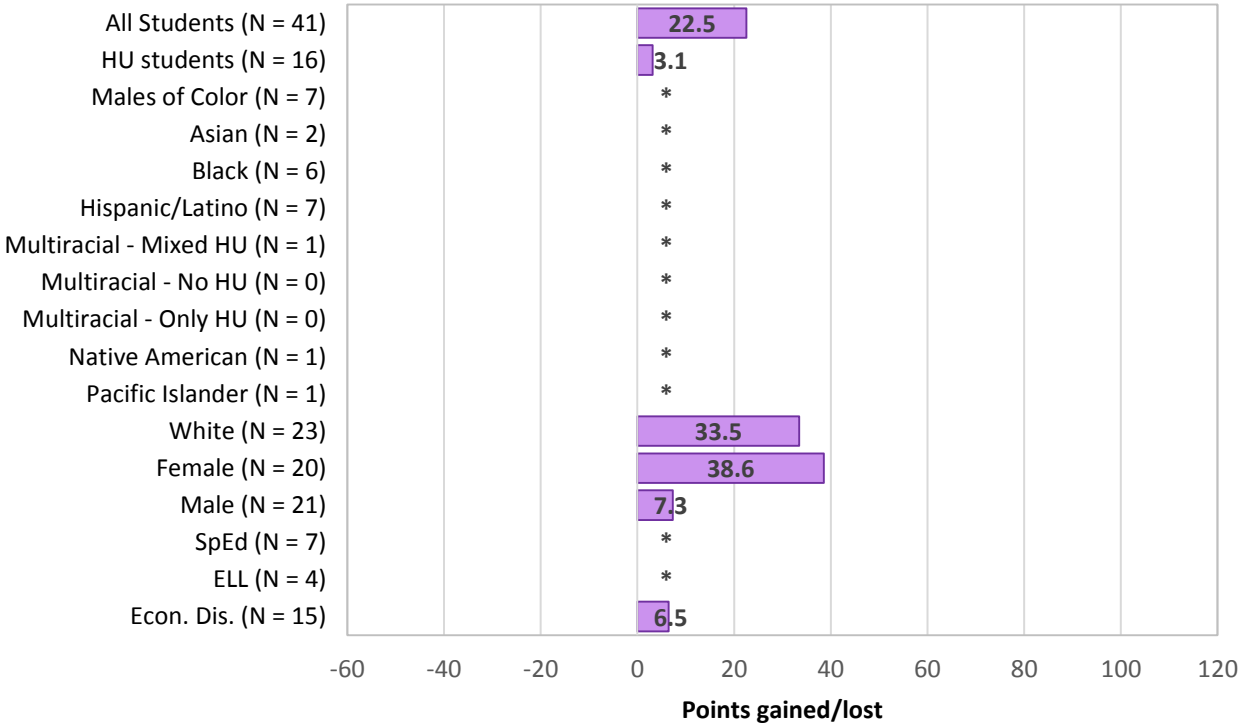


\* Data Suppressed.

School: Chief Joseph/Ockley Green K-8  
 Mean Score Changes by Prior Year Achievement Level

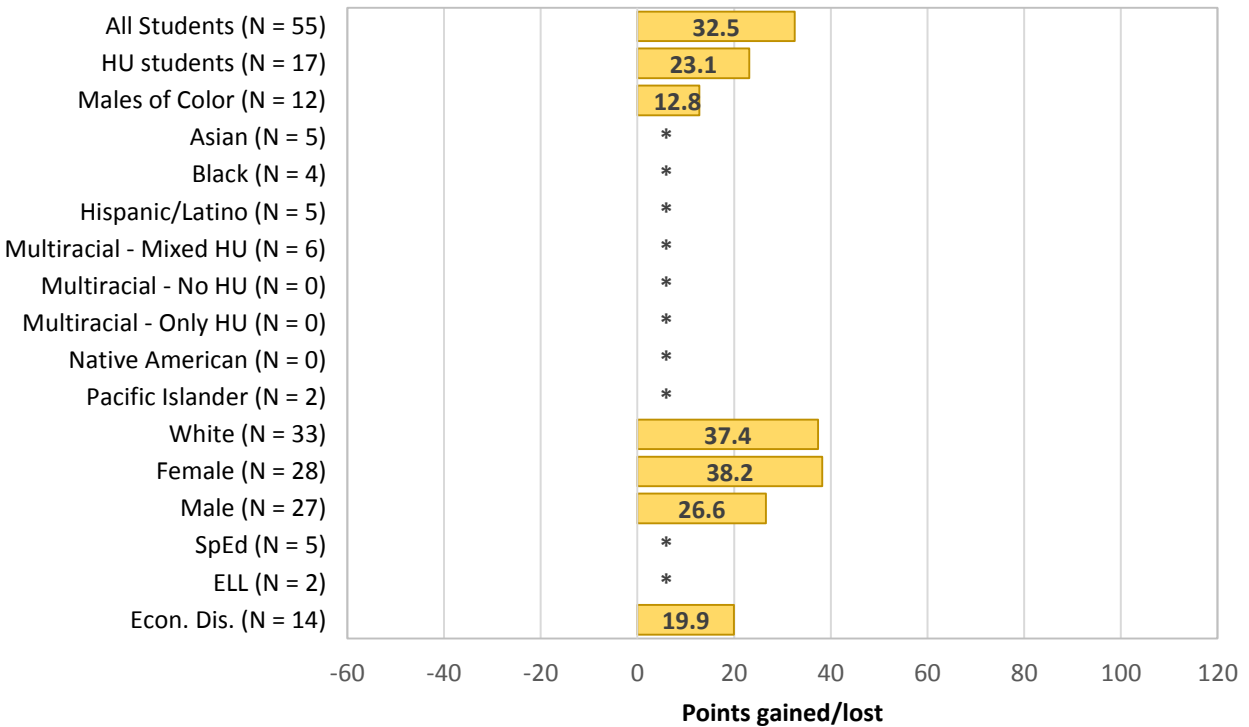
**ELA,  
Level 2**

ELA score growth for Chief Joseph/Ockley Green K-8  
 Mean score changes among 2014-15 Level 2 students



**Math,  
Level 2**

Math score growth for Chief Joseph/Ockley Green K-8  
 Mean score changes among 2014-15 Level 2 students

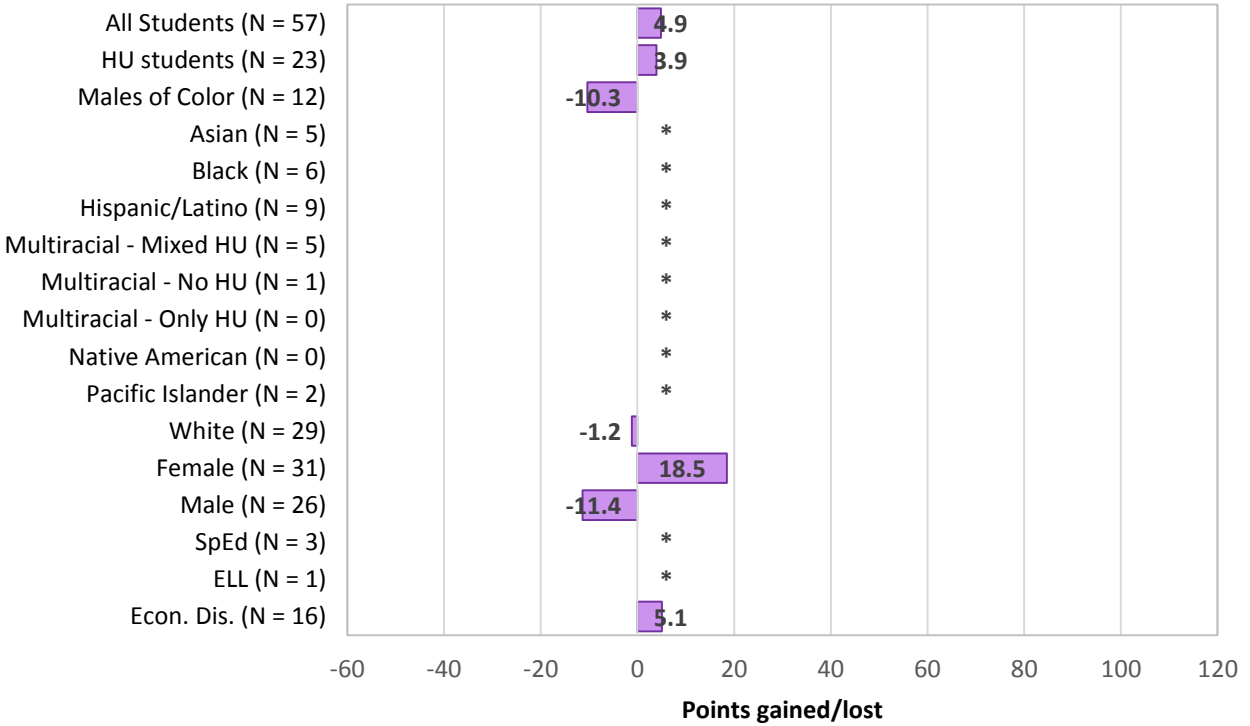


\* Data Suppressed.

School: Chief Joseph/Ockley Green K-8  
 Mean Score Changes by Prior Year Achievement Level

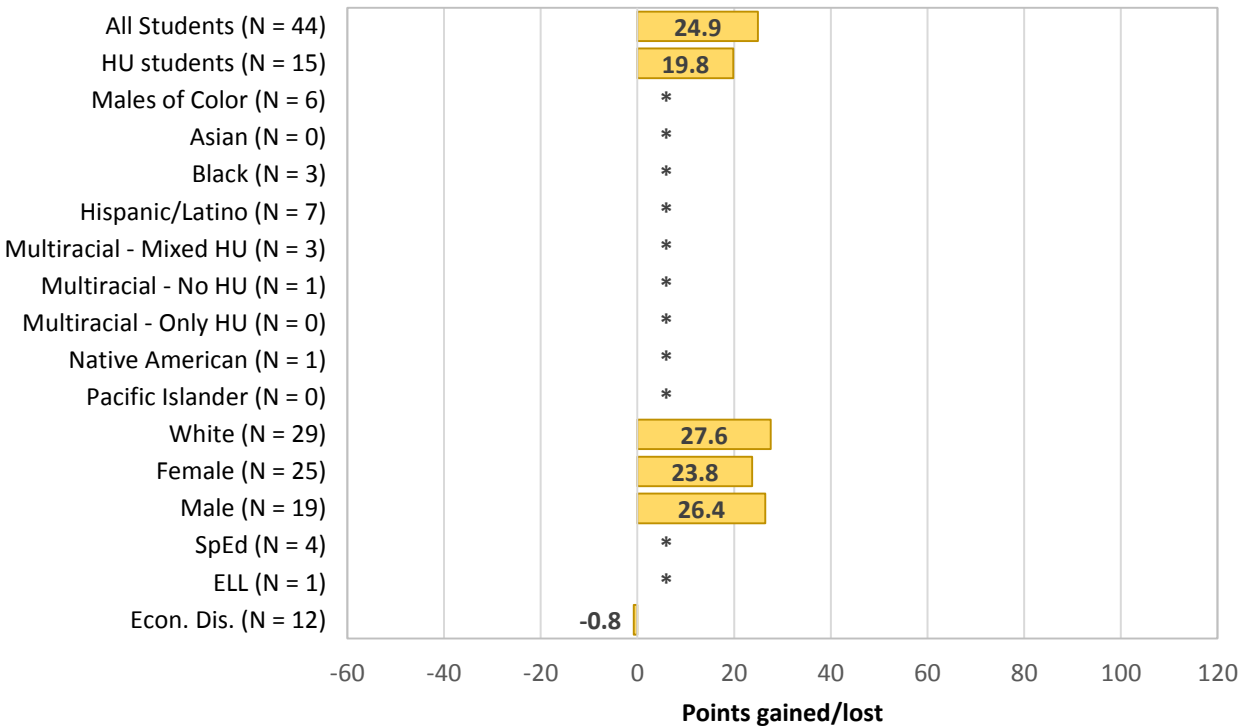
**ELA,  
Level 3**

ELA score growth for Chief Joseph/Ockley Green K-8  
 Mean score changes among 2014-15 Level 3 students



**Math,  
Level 3**

Math score growth for Chief Joseph/Ockley Green K-8  
 Mean score changes among 2014-15 Level 3 students

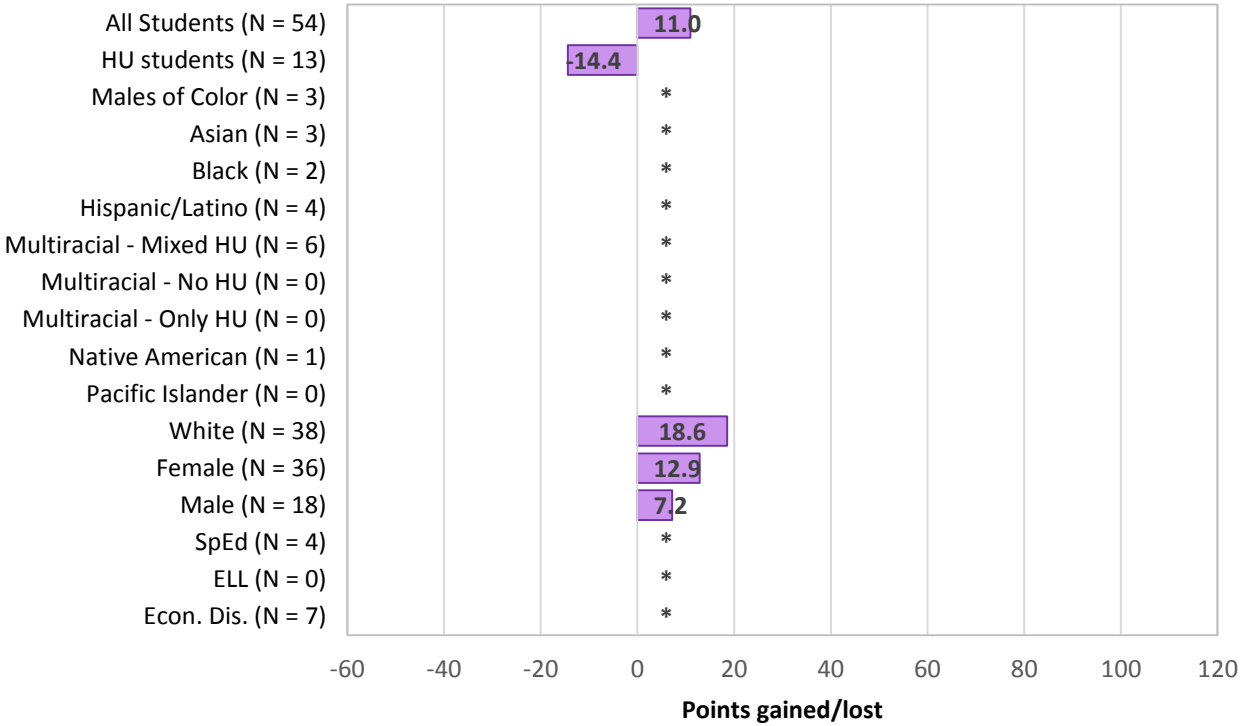


\* Data Suppressed.

School: Chief Joseph/Ockley Green K-8  
 Mean Score Changes by Prior Year Achievement Level

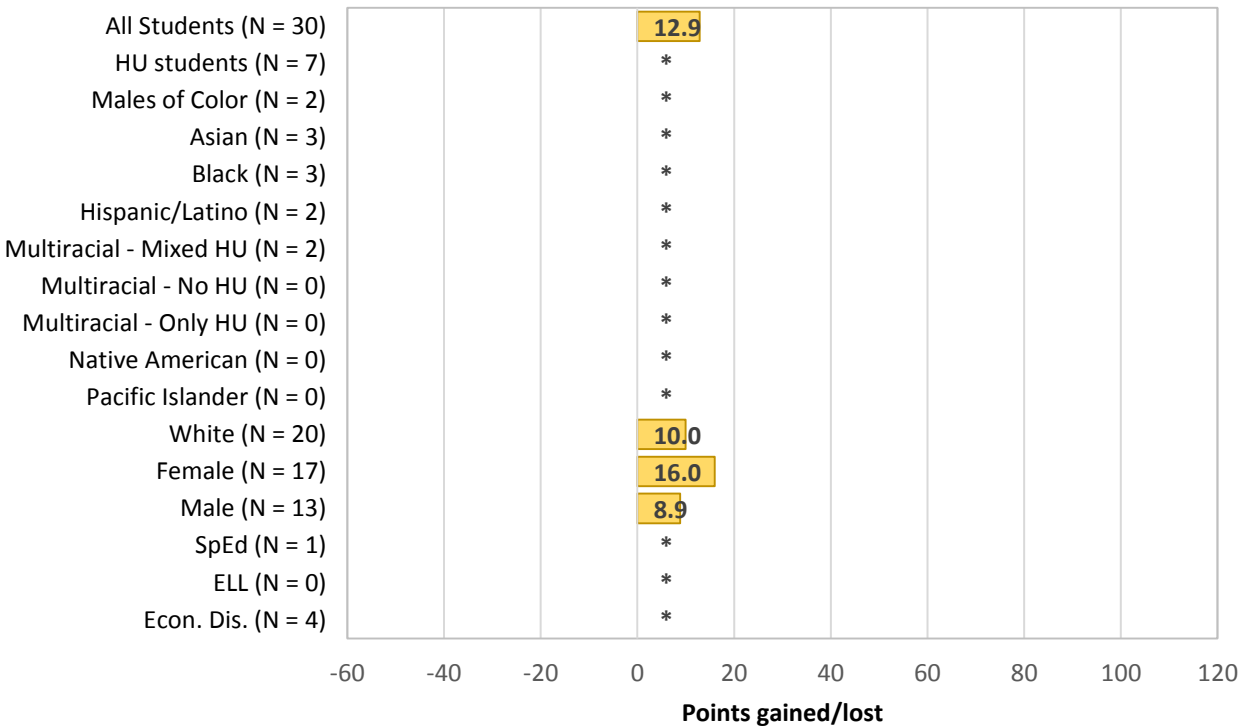
**ELA,  
Level 4**

ELA score growth for Chief Joseph/Ockley Green K-8  
 Mean score changes among 2014-15 Level 4 students



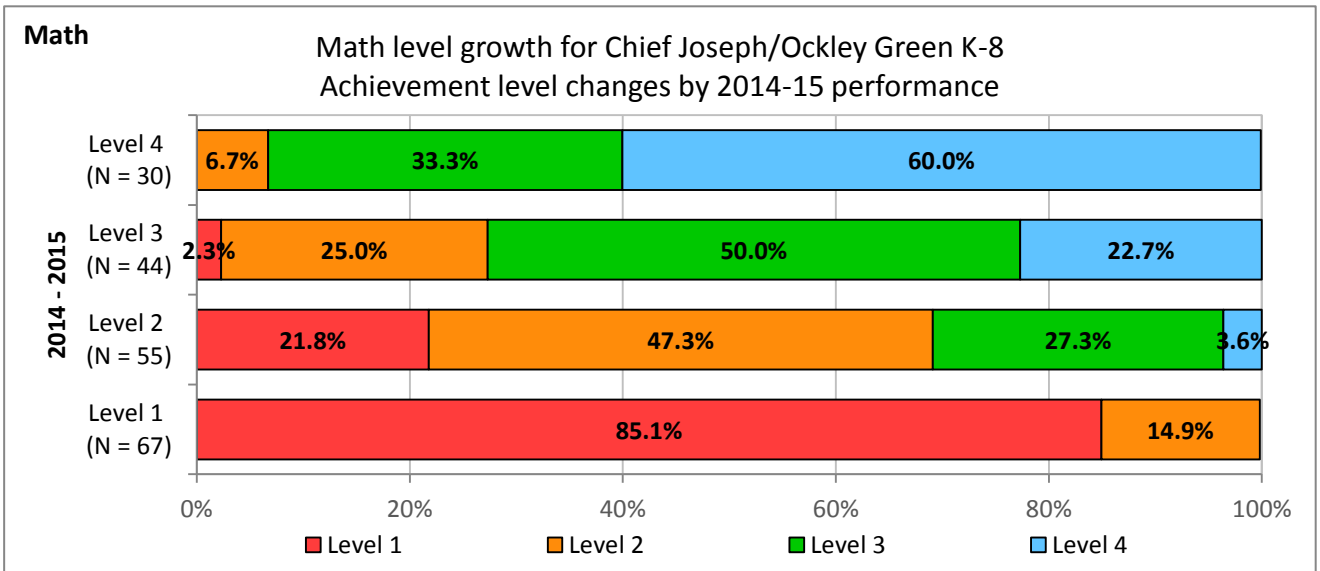
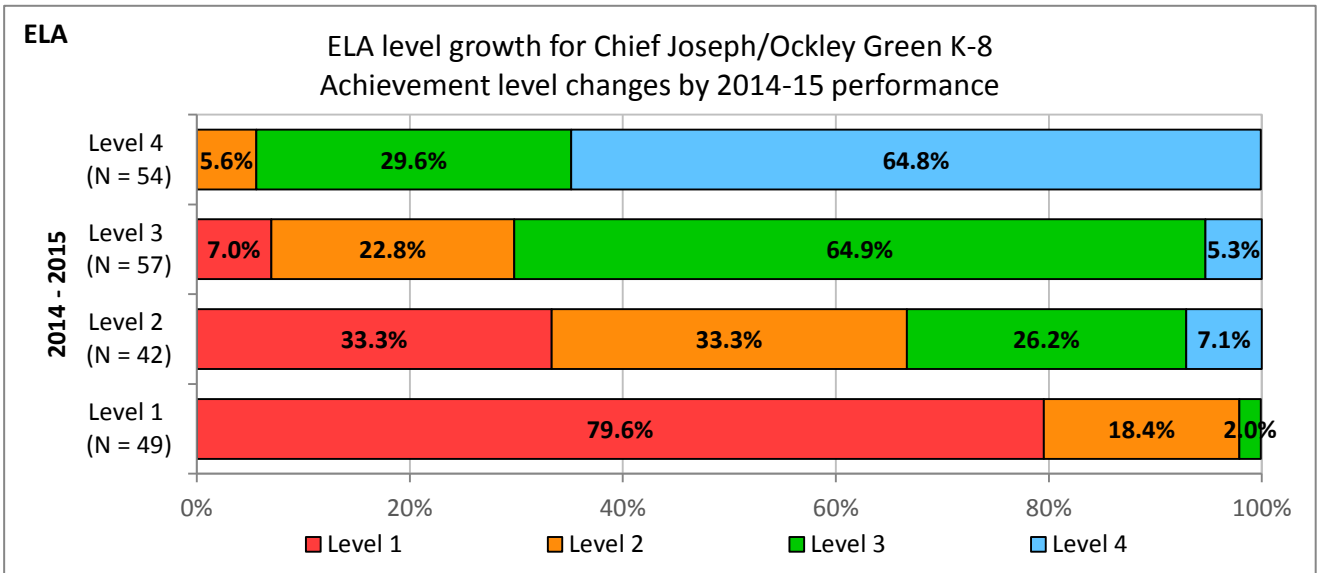
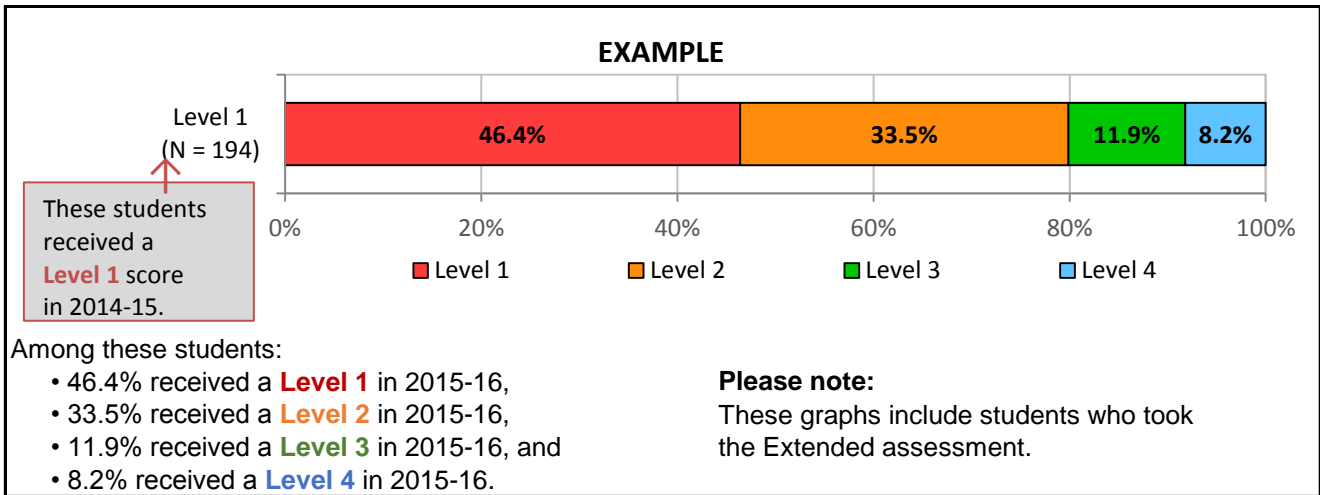
**Math,  
Level 4**

Math score growth for Chief Joseph/Ockley Green K-8  
 Mean score changes among 2014-15 Level 4 students



\* Data Suppressed.

School: Chief Joseph/Ockley Green K-8  
 Achievement Level Changes by Prior Year Achievement Level



\* Data Suppressed.

## Appendix

### Cut Scores by Grade and Assessment:

Grade	ELA				Math			
	Level 1	Level 2	Level 3	Level 4	Level 1	Level 2	Level 3	Level 4
3	< 2367	2367 - 2431	2432 - 2489	> 2489	< 2381	2381 - 2435	2436 - 2500	> 2500
4	< 2416	2416 - 2472	2473 - 2532	> 2532	< 2411	2411 - 2484	2485 - 2548	> 2548
5	< 2442	2442 - 2501	2502 - 2581	> 2581	< 2455	2455 - 2527	2528 - 2578	> 2578
6	< 2457	2457 - 2530	2531 - 2617	> 2617	< 2473	2473 - 2551	2552 - 2609	> 2609
7	< 2479	2479 - 2551	2552 - 2648	> 2648	< 2484	2484 - 2566	2567 - 2634	> 2634
8	< 2487	2487 - 2566	2567 - 2667	> 2667	< 2504	2504 - 2585	2586 - 2652	> 2652
11	< 2493	2493 - 2582	2583 - 2681	> 2681	< 2543	2543 - 2627	2628 - 2717	> 2717

### Data Notes:

- Students included in this report were enrolled in the same school on May 1 for both academic years, and had valid scores in both academic years.
- Students who were excluded from the **mean score changes** portion include students who took the Extended assessment, were home or private schooled, foreign exchange, in their first year of U.S. school enrollment, or in a general education setting for less than 40% of instructional time.
- Students who were excluded from the **achievement level changes** portion include students who were home or private schooled, foreign exchange, in their first year of U.S. school enrollment, or in a general education setting for less than 40% of instructional time.
- Data for groups with fewer than 11 students were suppressed to ensure confidentiality.
- Multiracial students have now been grouped according to their Historically Underserved (HU) ancestry:
  - Multiracial - Mixed HU*: Students with a mixed HU ancestry. These students identify as Asian and/or White, as well as Black, Hispanic/Latino, Native American, and/or Pacific Islander.
  - Multiracial - No HU*: Students with no HU ancestry. These students identify as Asian and White.
  - Multiracial - Only HU*: Students with only HU ancestry. These students identify as Black, Hispanic/Latino, Native American, and/or Pacific Islander.
- Males of Color includes male students who are identified as Black, Hispanic/Latino, Native American, Pacific Islander, Multiracial - Mixed HU, or Multiracial - Only HU.
- Economically Disadvantaged (Econ. Dis.) includes students who have a Direct Certification form on file.

Run Date: 08/10/2016.