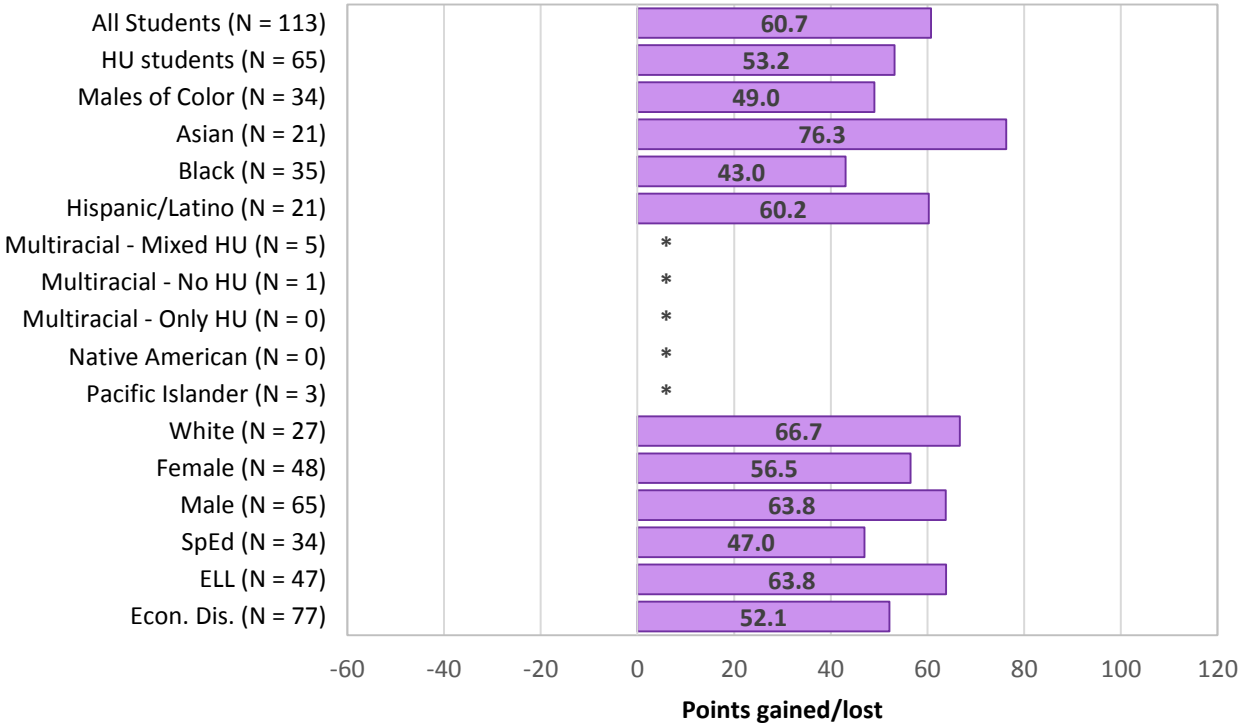


School: Harrison Park K-8
Mean Score Changes by Prior Year Achievement Level

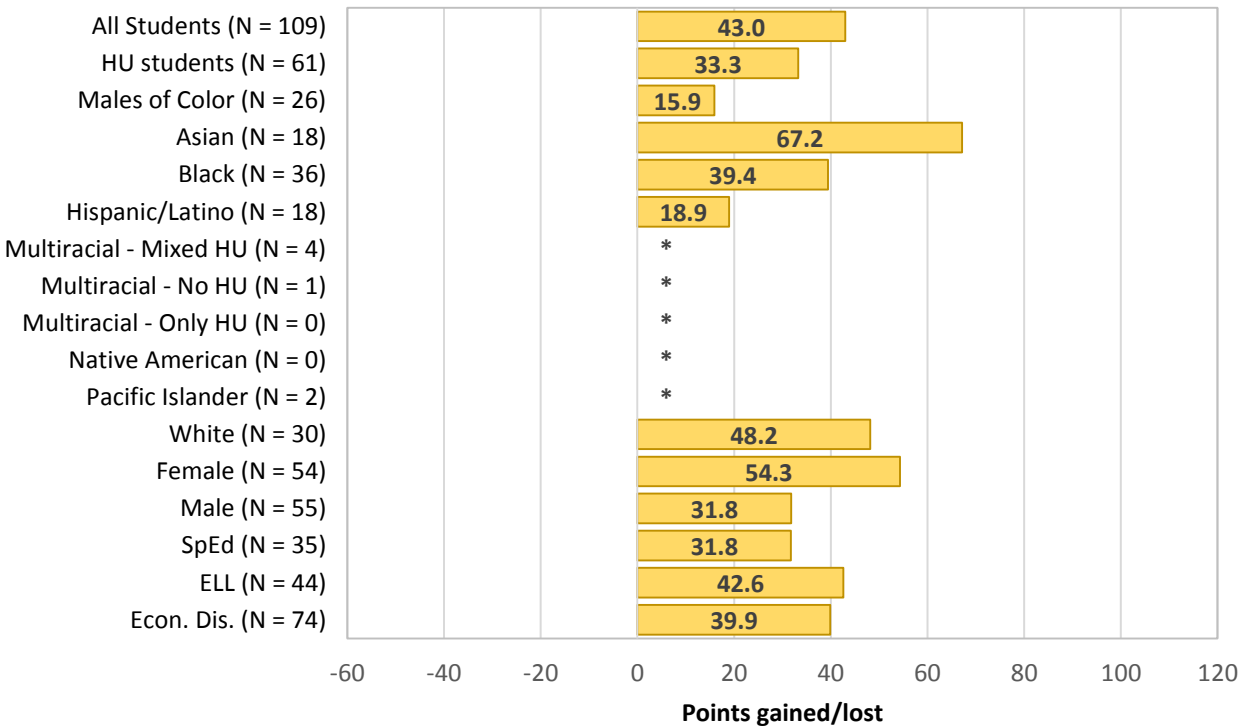
**ELA,
Level 1**

ELA score growth for Harrison Park K-8
Mean score changes among 2014-15 Level 1 students



**Math,
Level 1**

Math score growth for Harrison Park K-8
Mean score changes among 2014-15 Level 1 students

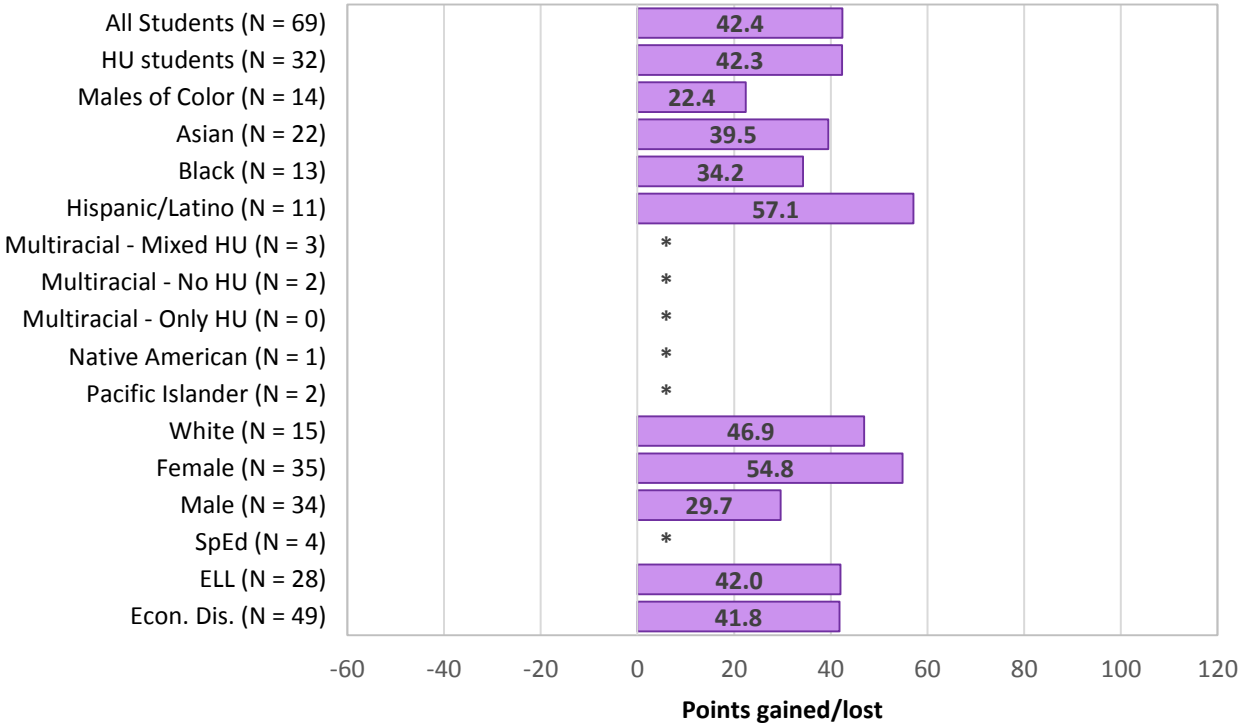


* Data Suppressed.

School: Harrison Park K-8
Mean Score Changes by Prior Year Achievement Level

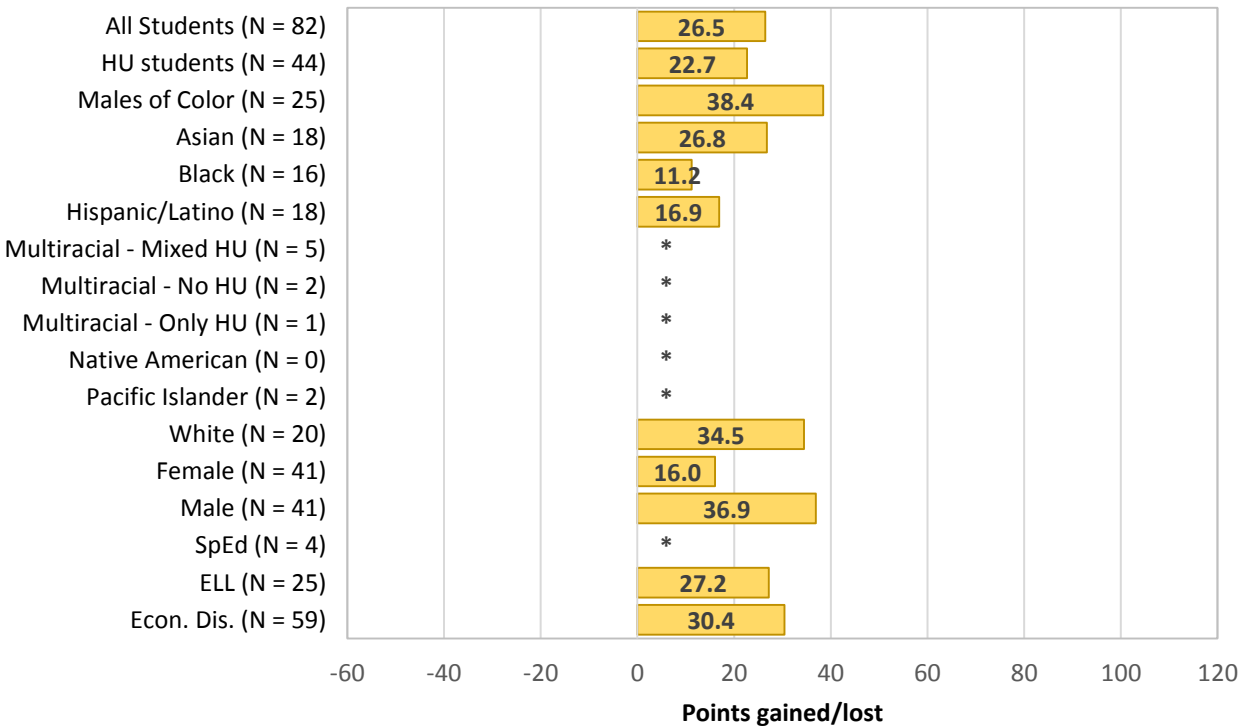
**ELA,
Level 2**

ELA score growth for Harrison Park K-8
Mean score changes among 2014-15 Level 2 students



**Math,
Level 2**

Math score growth for Harrison Park K-8
Mean score changes among 2014-15 Level 2 students

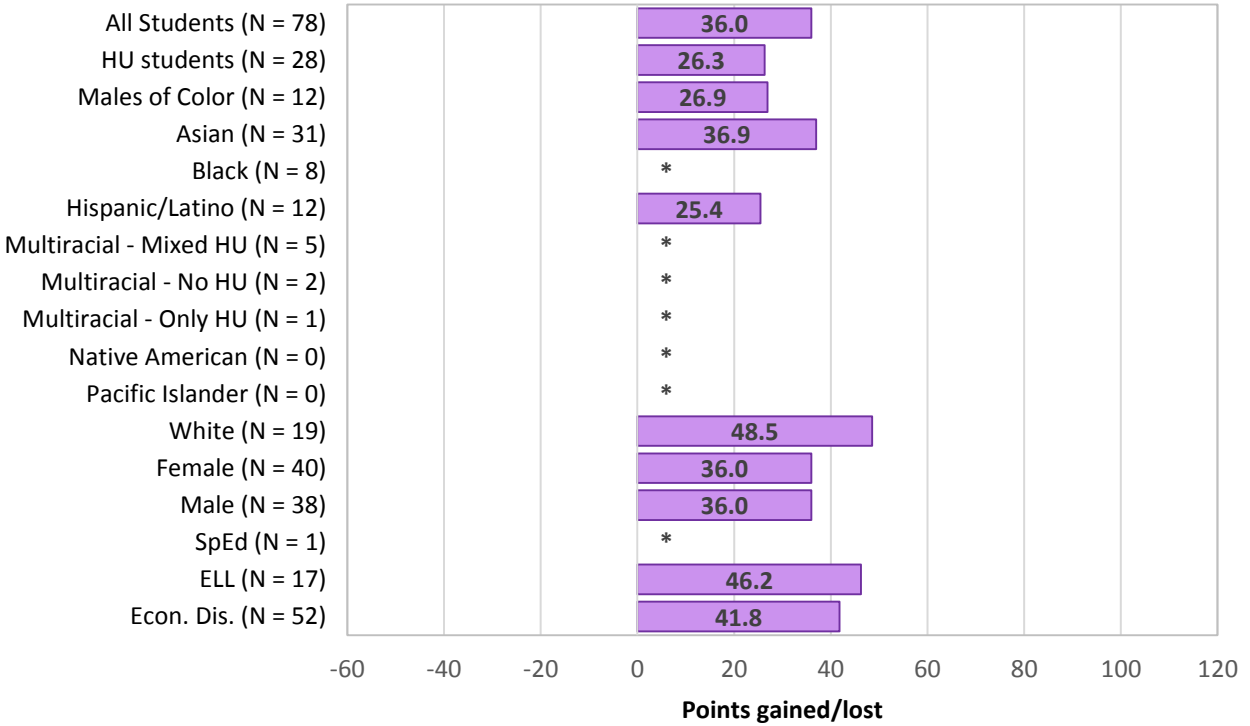


* Data Suppressed.

School: Harrison Park K-8
Mean Score Changes by Prior Year Achievement Level

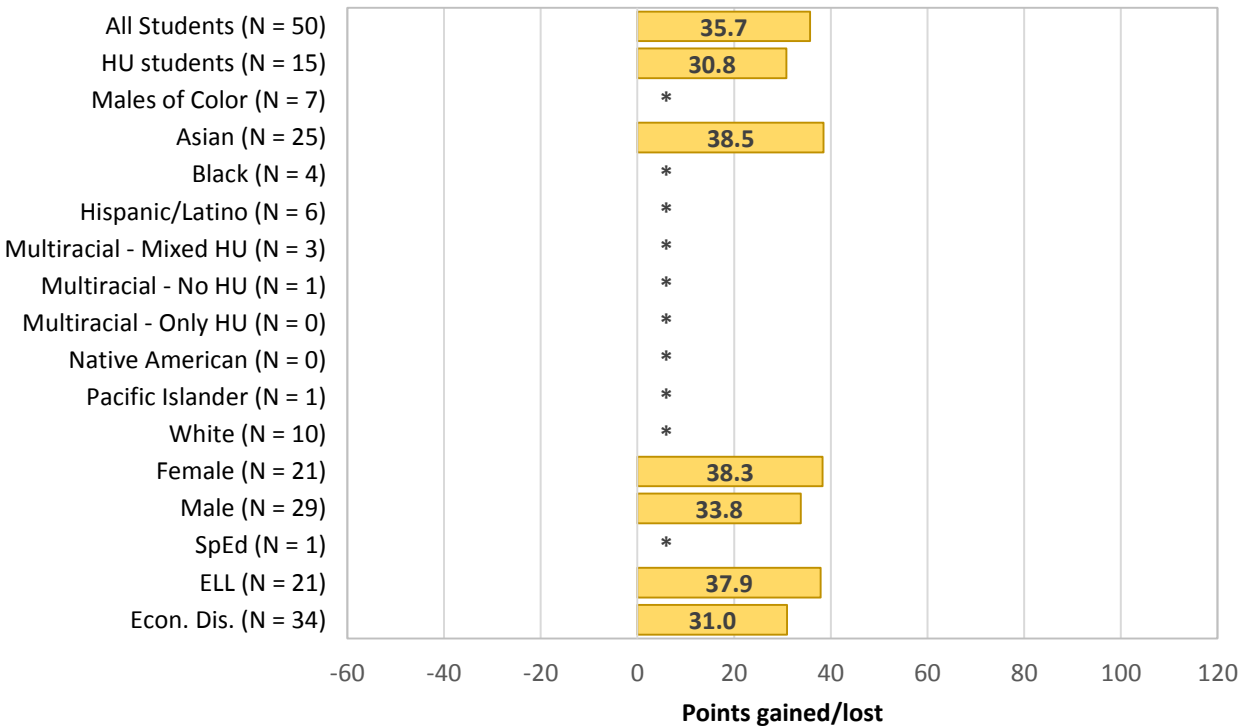
**ELA,
Level 3**

ELA score growth for Harrison Park K-8
Mean score changes among 2014-15 Level 3 students



**Math,
Level 3**

Math score growth for Harrison Park K-8
Mean score changes among 2014-15 Level 3 students

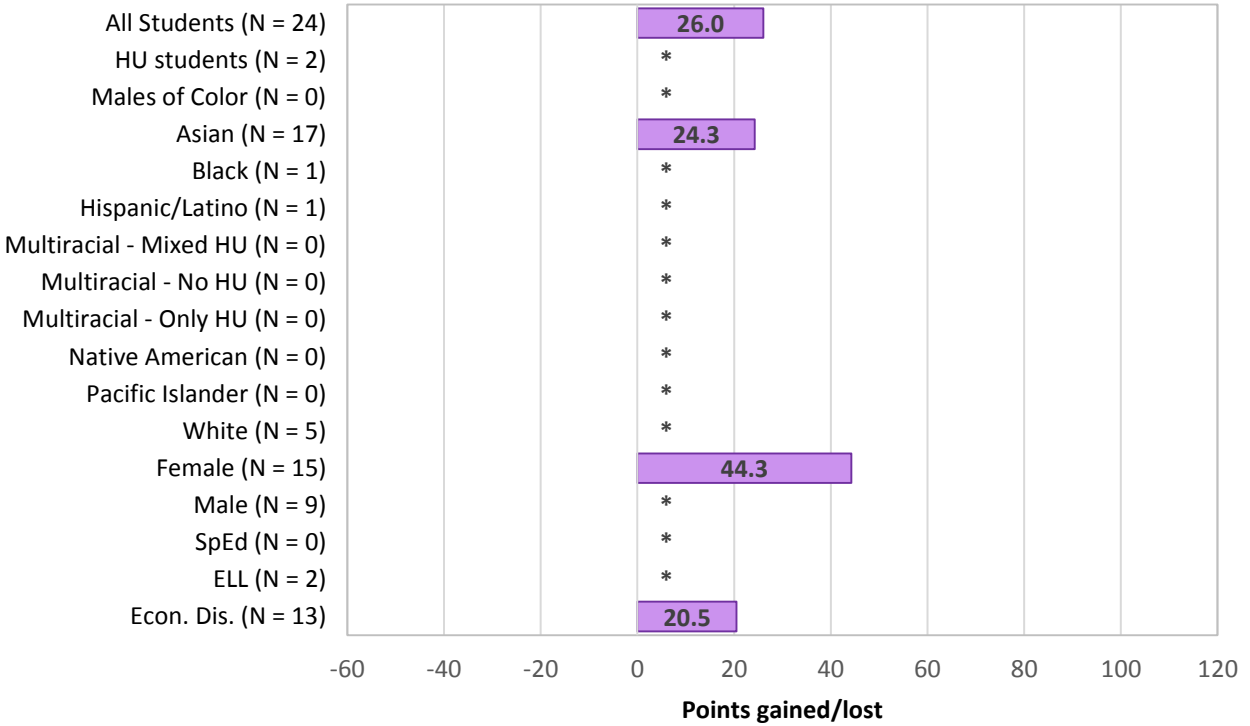


* Data Suppressed.

School: Harrison Park K-8
Mean Score Changes by Prior Year Achievement Level

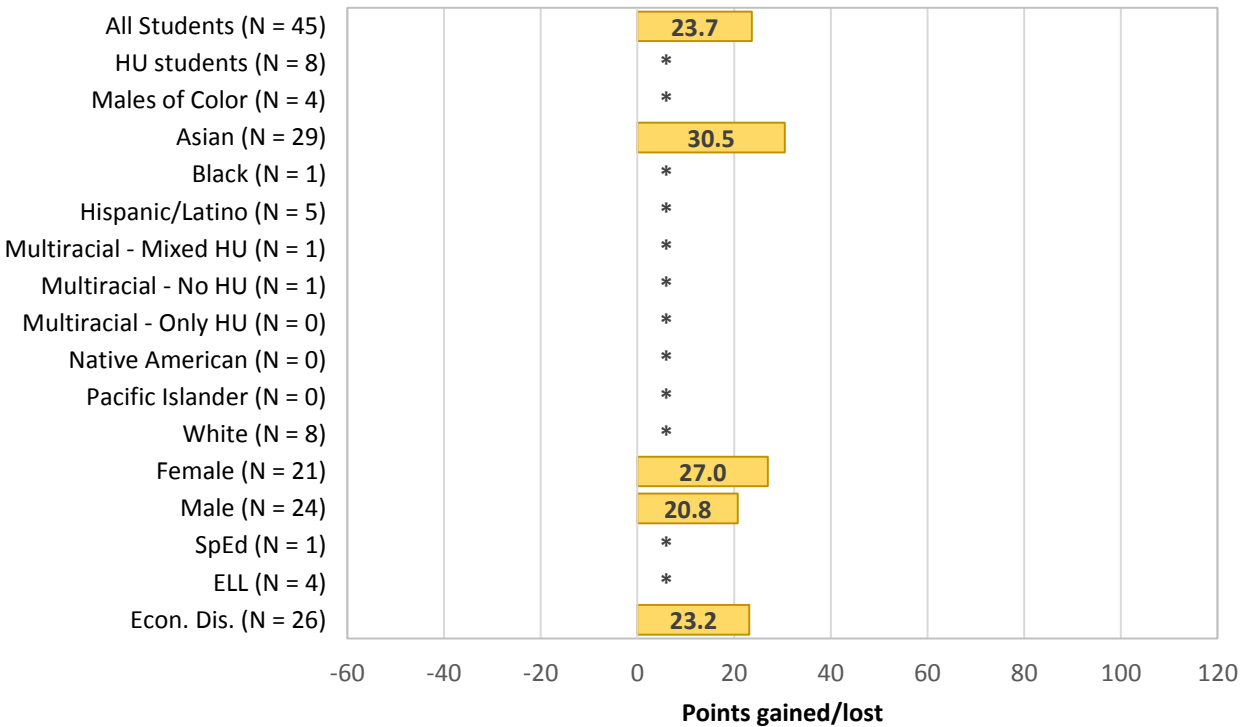
**ELA,
Level 4**

ELA score growth for Harrison Park K-8
Mean score changes among 2014-15 Level 4 students



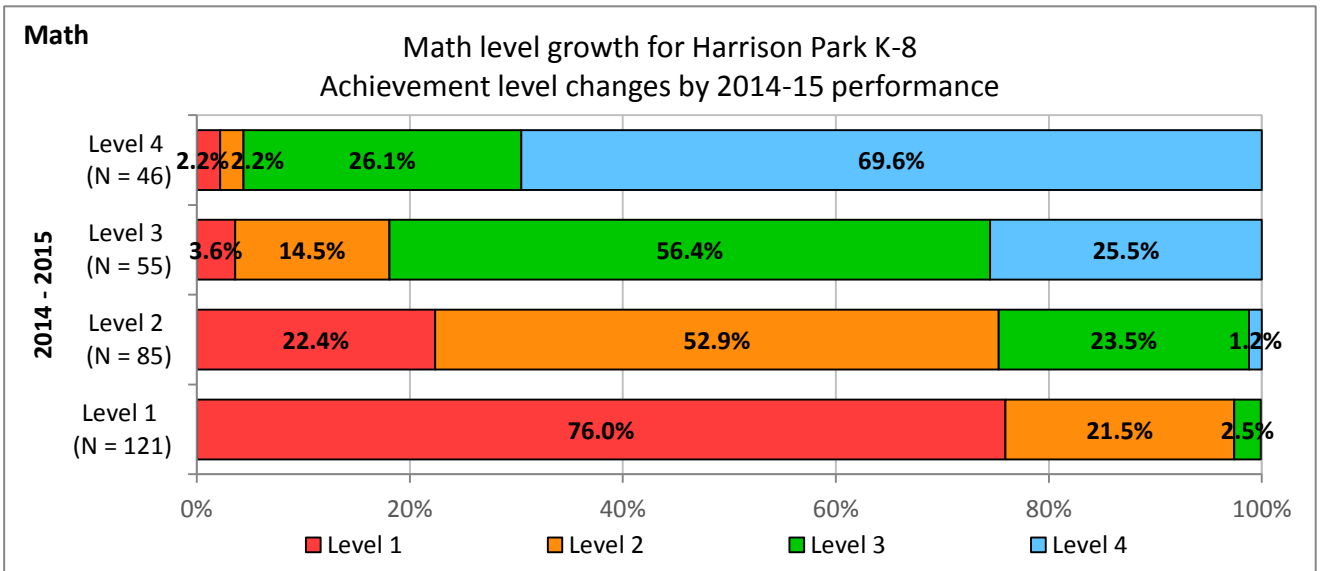
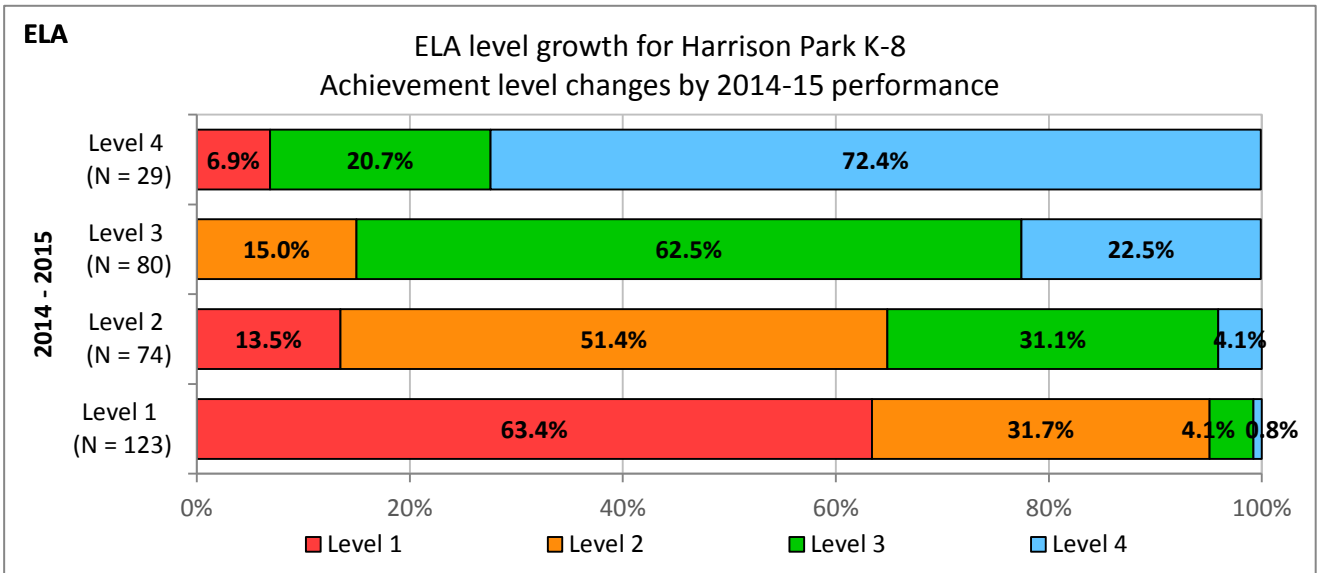
**Math,
Level 4**

Math score growth for Harrison Park K-8
Mean score changes among 2014-15 Level 4 students



* Data Suppressed.

School: Harrison Park K-8
 Achievement Level Changes by Prior Year Achievement Level



* Data Suppressed.

Appendix

Cut Scores by Grade and Assessment:

| Grade | ELA | | | | Math | | | |
|-------|---------|-------------|-------------|---------|---------|-------------|-------------|---------|
| | Level 1 | Level 2 | Level 3 | Level 4 | Level 1 | Level 2 | Level 3 | Level 4 |
| 3 | < 2367 | 2367 - 2431 | 2432 - 2489 | > 2489 | < 2381 | 2381 - 2435 | 2436 - 2500 | > 2500 |
| 4 | < 2416 | 2416 - 2472 | 2473 - 2532 | > 2532 | < 2411 | 2411 - 2484 | 2485 - 2548 | > 2548 |
| 5 | < 2442 | 2442 - 2501 | 2502 - 2581 | > 2581 | < 2455 | 2455 - 2527 | 2528 - 2578 | > 2578 |
| 6 | < 2457 | 2457 - 2530 | 2531 - 2617 | > 2617 | < 2473 | 2473 - 2551 | 2552 - 2609 | > 2609 |
| 7 | < 2479 | 2479 - 2551 | 2552 - 2648 | > 2648 | < 2484 | 2484 - 2566 | 2567 - 2634 | > 2634 |
| 8 | < 2487 | 2487 - 2566 | 2567 - 2667 | > 2667 | < 2504 | 2504 - 2585 | 2586 - 2652 | > 2652 |
| 11 | < 2493 | 2493 - 2582 | 2583 - 2681 | > 2681 | < 2543 | 2543 - 2627 | 2628 - 2717 | > 2717 |

Data Notes:

- Students included in this report were enrolled in the same school on May 1 for both academic years, and had valid scores in both academic years.
- Students who were excluded from the **mean score changes** portion include students who took the Extended assessment, were home or private schooled, foreign exchange, in their first year of U.S. school enrollment, or in a general education setting for less than 40% of instructional time.
- Students who were excluded from the **achievement level changes** portion include students who were home or private schooled, foreign exchange, in their first year of U.S. school enrollment, or in a general education setting for less than 40% of instructional time.
- Data for groups with fewer than 11 students were suppressed to ensure confidentiality.
- Multiracial students have now been grouped according to their Historically Underserved (HU) ancestry:
 - Multiracial - Mixed HU*: Students with a mixed HU ancestry. These students identify as Asian and/or White, as well as Black, Hispanic/Latino, Native American, and/or Pacific Islander.
 - Multiracial - No HU*: Students with no HU ancestry. These students identify as Asian and White.
 - Multiracial - Only HU*: Students with only HU ancestry. These students identify as Black, Hispanic/Latino, Native American, and/or Pacific Islander.
- Males of Color includes male students who are identified as Black, Hispanic/Latino, Native American, Pacific Islander, Multiracial - Mixed HU, or Multiracial - Only HU.
- Economically Disadvantaged (Econ. Dis.) includes students who have a Direct Certification form on file.

Run Date: 08/10/2016.