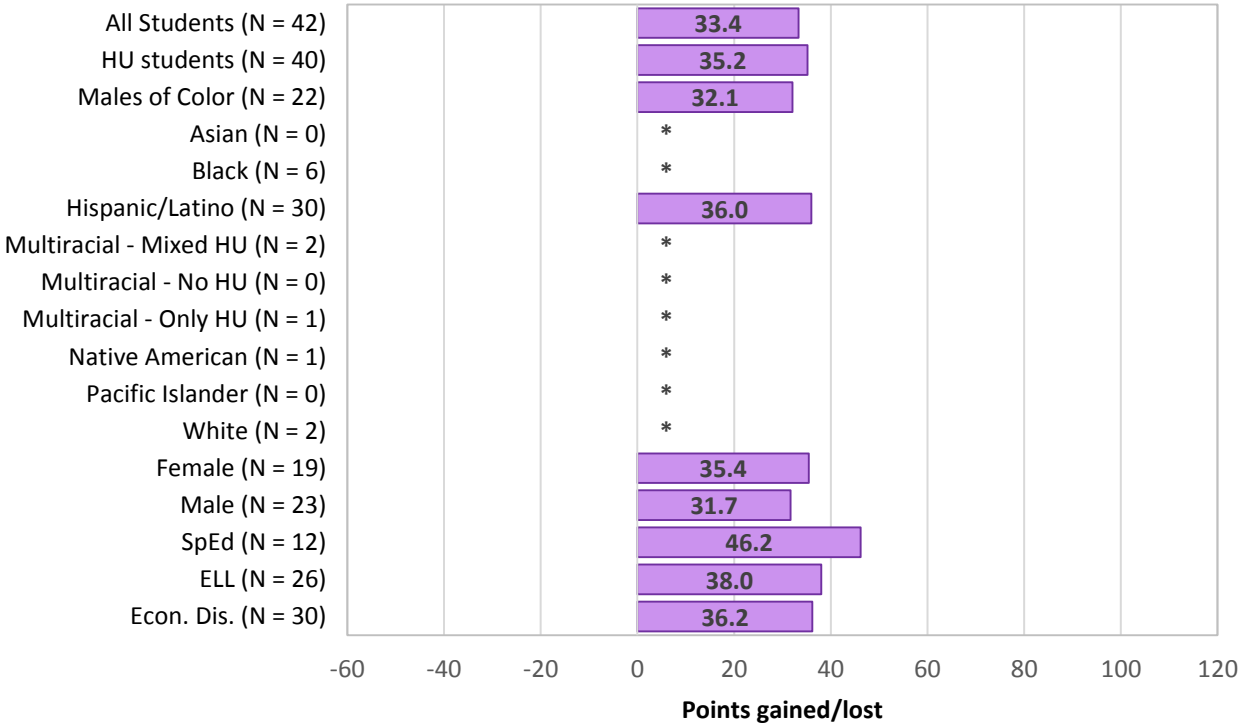


School: Rigler E.S.  
Mean Score Changes by Prior Year Achievement Level

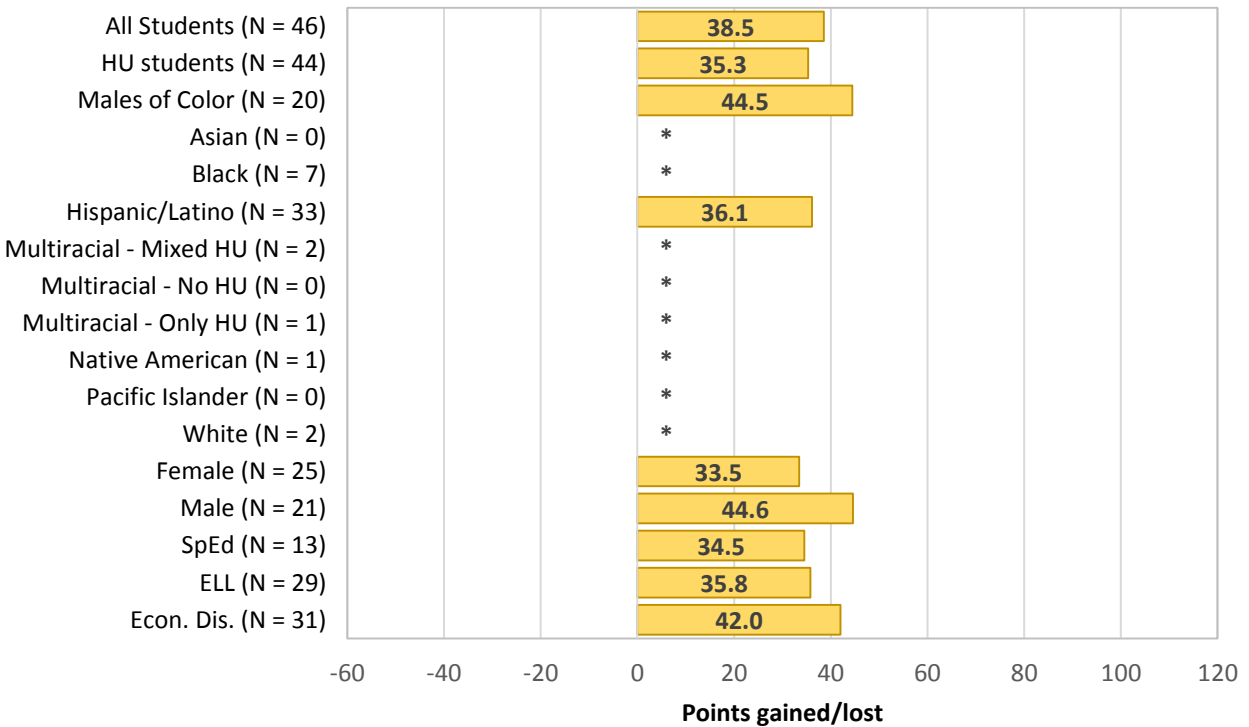
**ELA,  
Level 1**

ELA score growth for Rigler E.S.  
Mean score changes among 2014-15 Level 1 students



**Math,  
Level 1**

Math score growth for Rigler E.S.  
Mean score changes among 2014-15 Level 1 students

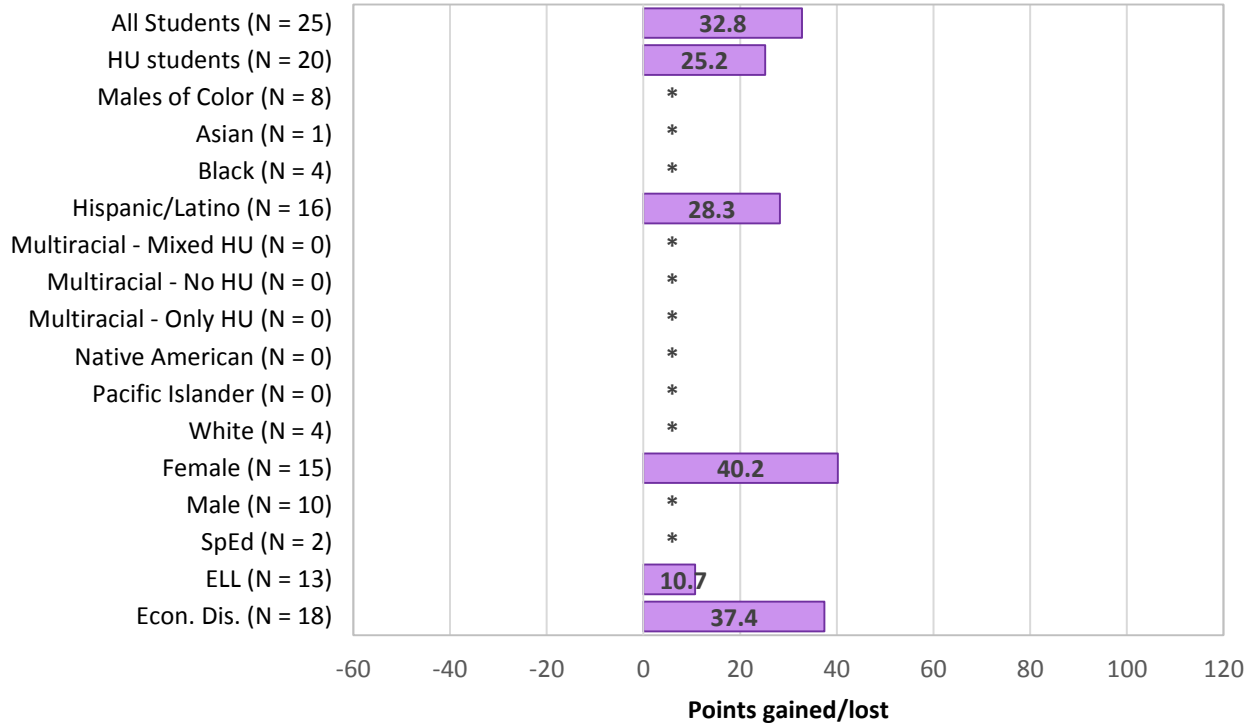


\* Data Suppressed.

School: Rigler E.S.  
Mean Score Changes by Prior Year Achievement Level

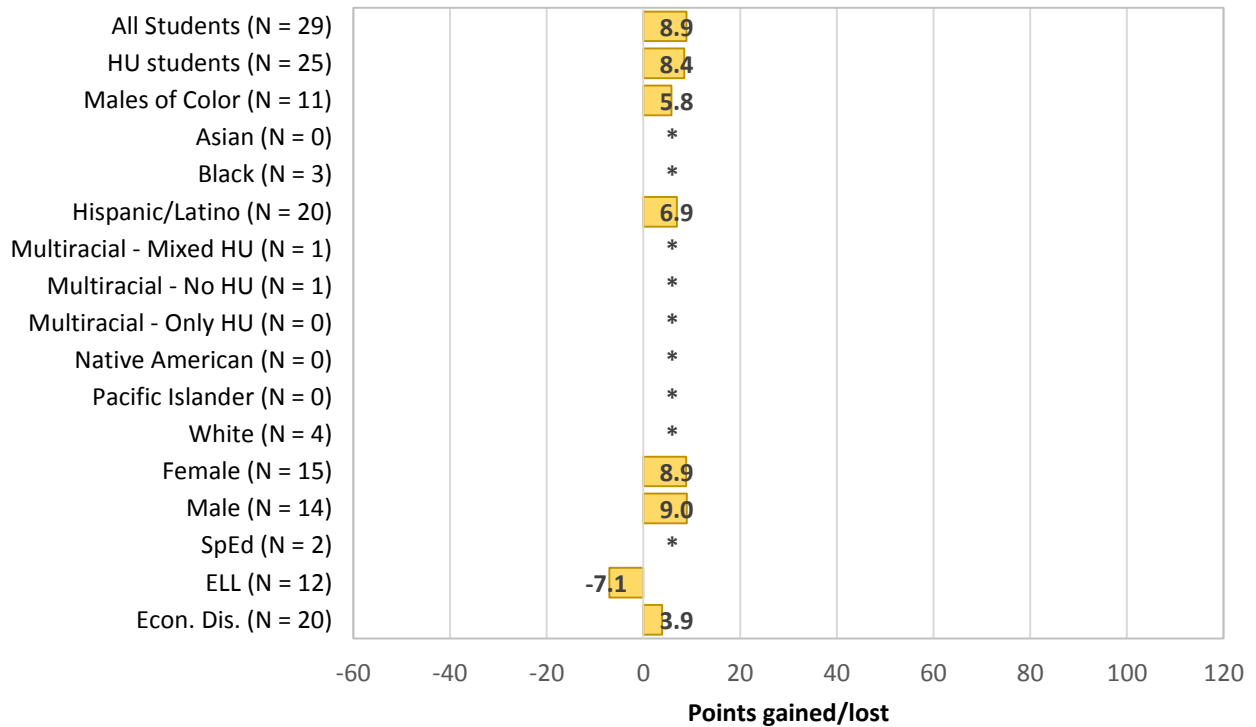
**ELA,  
Level 2**

ELA score growth for Rigler E.S.  
Mean score changes among 2014-15 Level 2 students



**Math,  
Level 2**

Math score growth for Rigler E.S.  
Mean score changes among 2014-15 Level 2 students

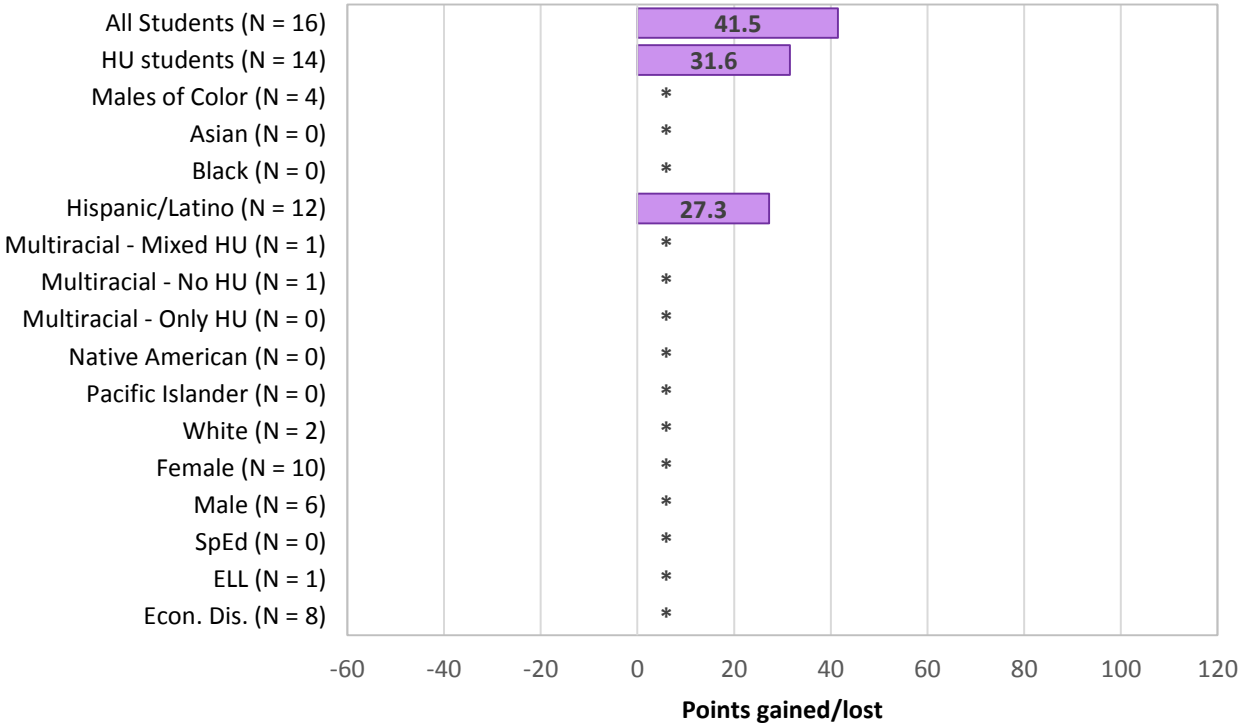


\* Data Suppressed.

School: Rigler E.S.  
 Mean Score Changes by Prior Year Achievement Level

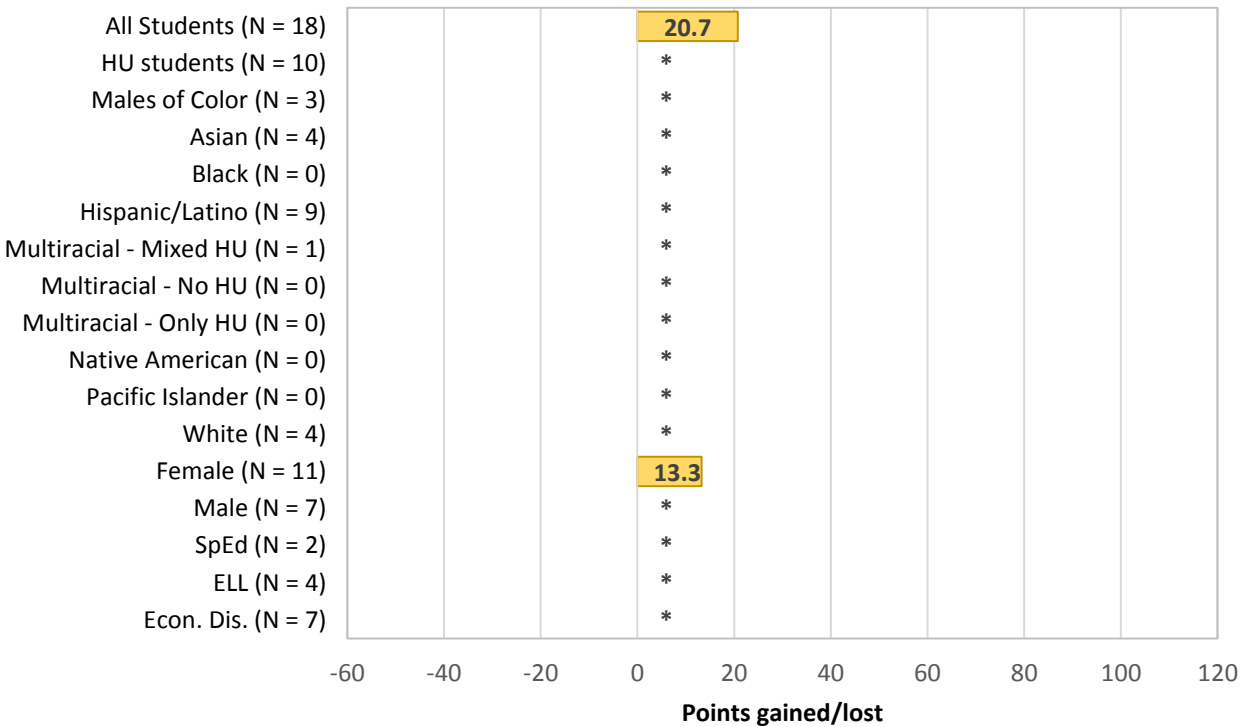
**ELA,  
Level 3**

ELA score growth for Rigler E.S.  
 Mean score changes among 2014-15 Level 3 students



**Math,  
Level 3**

Math score growth for Rigler E.S.  
 Mean score changes among 2014-15 Level 3 students

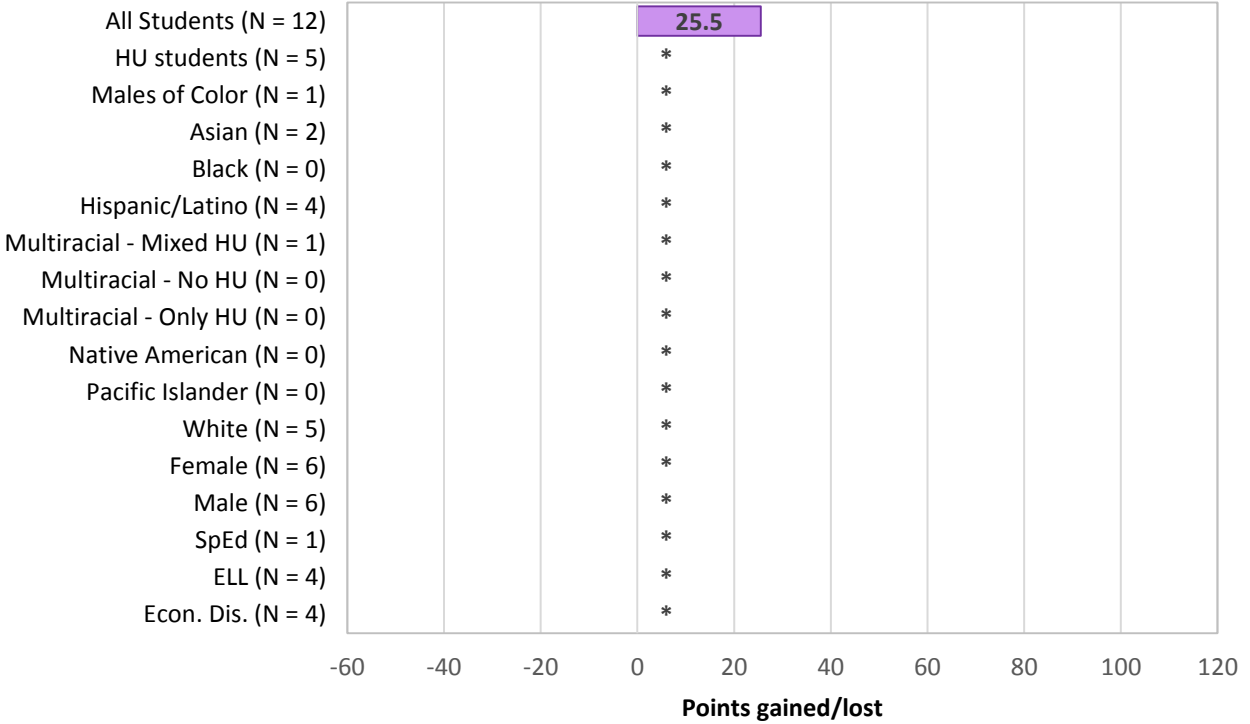


\* Data Suppressed.

School: Rigler E.S.  
 Mean Score Changes by Prior Year Achievement Level

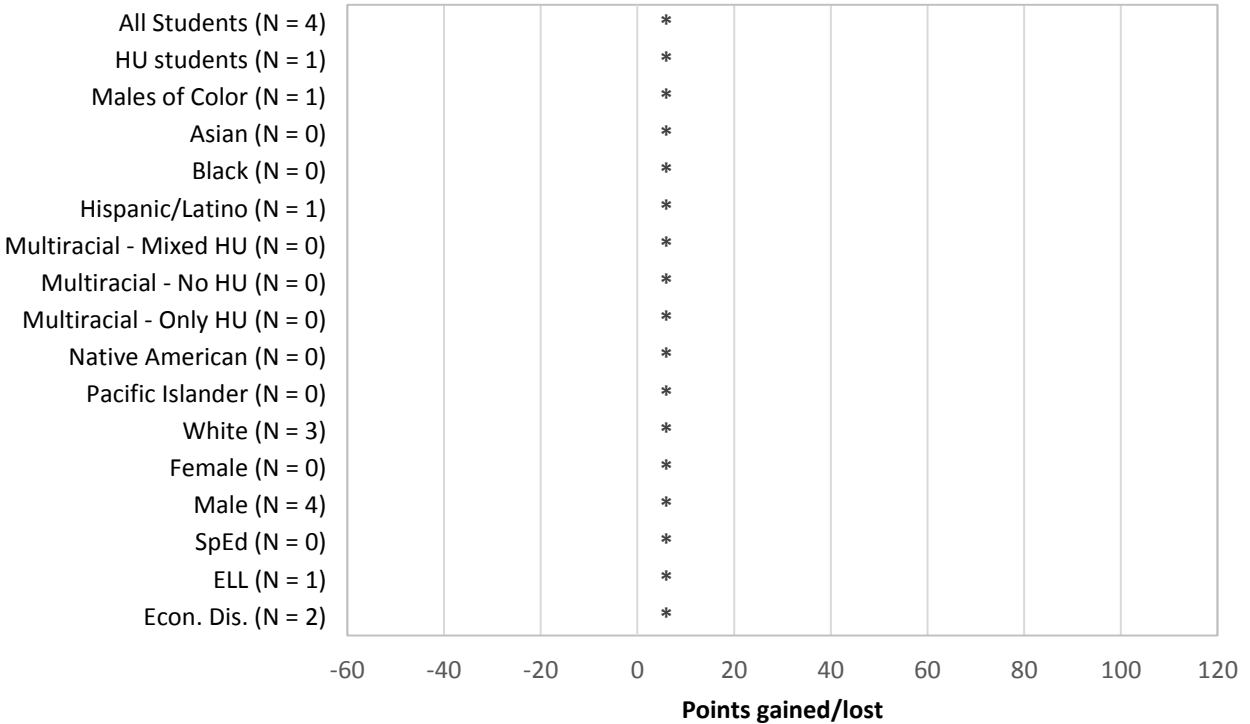
**ELA,  
Level 4**

ELA score growth for Rigler E.S.  
 Mean score changes among 2014-15 Level 4 students



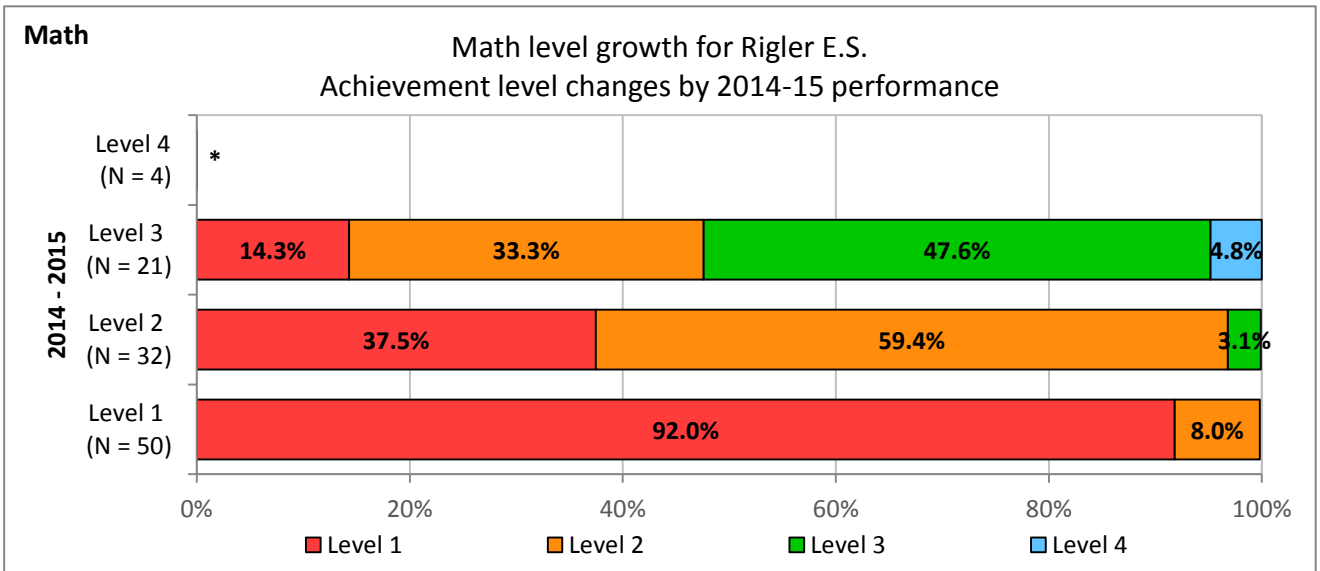
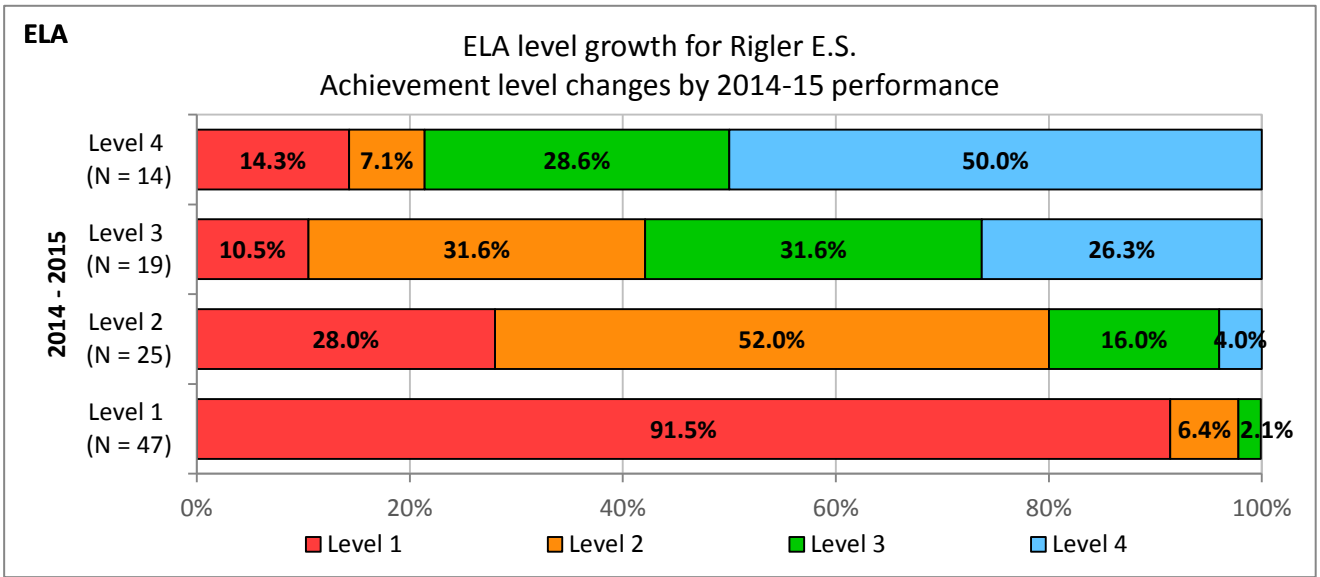
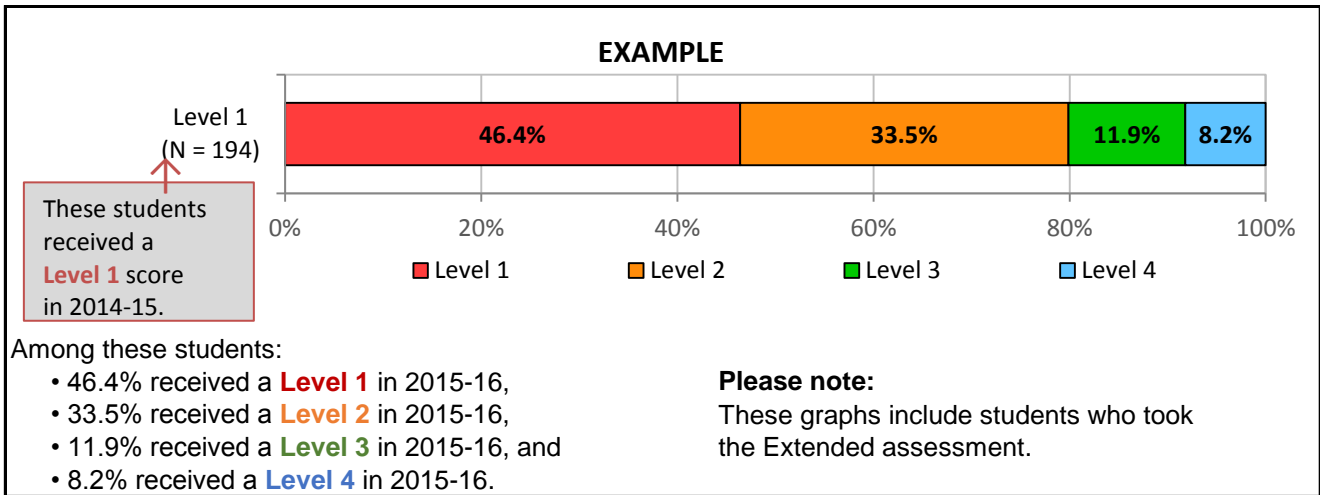
**Math,  
Level 4**

Math score growth for Rigler E.S.  
 Mean score changes among 2014-15 Level 4 students



\* Data Suppressed.

School: Rigler E.S.  
 Achievement Level Changes by Prior Year Achievement Level



\* Data Suppressed.

## Appendix

### Cut Scores by Grade and Assessment:

| Grade | ELA     |             |             |         | Math    |             |             |         |
|-------|---------|-------------|-------------|---------|---------|-------------|-------------|---------|
|       | Level 1 | Level 2     | Level 3     | Level 4 | Level 1 | Level 2     | Level 3     | Level 4 |
| 3     | < 2367  | 2367 - 2431 | 2432 - 2489 | > 2489  | < 2381  | 2381 - 2435 | 2436 - 2500 | > 2500  |
| 4     | < 2416  | 2416 - 2472 | 2473 - 2532 | > 2532  | < 2411  | 2411 - 2484 | 2485 - 2548 | > 2548  |
| 5     | < 2442  | 2442 - 2501 | 2502 - 2581 | > 2581  | < 2455  | 2455 - 2527 | 2528 - 2578 | > 2578  |
| 6     | < 2457  | 2457 - 2530 | 2531 - 2617 | > 2617  | < 2473  | 2473 - 2551 | 2552 - 2609 | > 2609  |
| 7     | < 2479  | 2479 - 2551 | 2552 - 2648 | > 2648  | < 2484  | 2484 - 2566 | 2567 - 2634 | > 2634  |
| 8     | < 2487  | 2487 - 2566 | 2567 - 2667 | > 2667  | < 2504  | 2504 - 2585 | 2586 - 2652 | > 2652  |
| 11    | < 2493  | 2493 - 2582 | 2583 - 2681 | > 2681  | < 2543  | 2543 - 2627 | 2628 - 2717 | > 2717  |

### Data Notes:

- Students included in this report were enrolled in the same school on May 1 for both academic years, and had valid scores in both academic years.
- Students who were excluded from the **mean score changes** portion include students who took the Extended assessment, were home or private schooled, foreign exchange, in their first year of U.S. school enrollment, or in a general education setting for less than 40% of instructional time.
- Students who were excluded from the **achievement level changes** portion include students who were home or private schooled, foreign exchange, in their first year of U.S. school enrollment, or in a general education setting for less than 40% of instructional time.
- Data for groups with fewer than 11 students were suppressed to ensure confidentiality.
- Multiracial students have now been grouped according to their Historically Underserved (HU) ancestry:
  - Multiracial - Mixed HU*: Students with a mixed HU ancestry. These students identify as Asian and/or White, as well as Black, Hispanic/Latino, Native American, and/or Pacific Islander.
  - Multiracial - No HU*: Students with no HU ancestry. These students identify as Asian and White.
  - Multiracial - Only HU*: Students with only HU ancestry. These students identify as Black, Hispanic/Latino, Native American, and/or Pacific Islander.
- Males of Color includes male students who are identified as Black, Hispanic/Latino, Native American, Pacific Islander, Multiracial - Mixed HU, or Multiracial - Only HU.
- Economically Disadvantaged (Econ. Dis.) includes students who have a Direct Certification form on file.

Run Date: 08/10/2016.