



Welcome!

Do Now/Warm Up

Log into StudentVUE.

Grab a writing utensil
and a forecasting
sheet.


Learning Target

I will forecast my
2024–2025
classes in
Studentvue.



Agenda

1. The purpose of forecasting
2. Important information to consider/pull transcript
3. Look at online resources and draft choices on paper
4. Plug choices into StudentVUE
5. Review choices
6. Lock choices



Purpose

This process is intended for you to reflect on your interests and goals. During this process, we suggest you ask yourself questions such as:

1. *What classes am I required to take next year?*
2. *What classes do I want to take next year?*
3. *What are my short and long term goals?*
4. *How can my forecasting selections help me meet my short and long term goals?*





Reminders

- Make sure you select both semesters of a course, all GHS courses are year long.
- Counselors will be coming to your classes in the next couple of weeks to support you.
- Please note that there are courses that require an application, we will announce when the applications are live.
- Please forecast for 8 classes and 6 alternates.
- Forecast for a class, not a teacher. Things change!

Grab a pen/pencil and...

1. Write your name.
2. Include your student ID.
3. **Circle** your counselor.
4. **Circle** the due date.

Your grade will be on the top of your course request sheet.



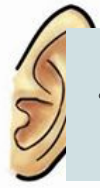
10th Grade Course Requests for 2024-2025

Student Last Name:	Student First Name:	ID #:
Counselor: (circle current one) (Your counselor can be found in Student Vue under the Course Request tab. Directly below the video)		Return this form to your Inquiry teacher. NO LATER THAN January 19, 2024
Alvarez McKenzie	Guitron Schlicker	

Pull up the online resources to support your forecasting process

1. The interactive online course guide (you can filter for courses).
2. The PDF course guide (you can Control F to search for classes)

*



The following grades can take the following classes

- Accounting 1–2 (9–12)
- Architectural Drawing 1–2 (9–12)
- Robotics 1–2 (9–12)
- Journalism Intro (9–12)
- Beginning Theatre (9–12)
- Art of Product Design 1–2 (9–12)
- Art of Product Design 3–4 (10–12)
- Foundations in Screen Printing 1–2 (9–12)
-



Draft your choices on paper

Course Requests for 2024-2025					
Semester 1			Semester 2		
	Course ID	Course Title		Course ID	Course Title
1	1002WL1	English 3	1	1002WL2	English 4
2	1720A1	Chemistry: NGSS	2	1720A2	Chemistry: NGSS
3	2701AP1	AP Human Geography	3	2701AP2	AP Human Geography
4		Math:	4		Math:
5	14011	Health 1	5	14012	Health 2
			6		
			7		
			8		

Alternate Course Requests for 2024-2025					
Semester 1			Sem		
	Course Title		Course ID		
1					
2					
3					
4					
5					
6					

Mandatory classes and please fill in your math level

Choice Classes


This is a 10th grade example: your sheet might look different.



Know your graduation requirements


- Log into StudentVUE
- Go to course history
- Print unofficial transcript on the top of the page, in the blue rectangle.
- From here, your transcript will populate.

Watch this video to learn how to enter your choices into StudentVUE or [read directions linked here](#)



A screenshot of the StudentVUE 'Search Courses' interface. The page title is 'Search Courses'. It features a search bar with the text 'LIFE' entered. Below the search bar is a table with columns for 'Course ID', 'Course Title', 'Credits', 'Prerequisites', 'Section ID', 'Section Title', 'Section Days', and 'Section Times'. The table lists various courses, including 'LIFE 101', 'LIFE 102', 'LIFE 103', etc. Each row has a '+ Add Request' button on the left and a '- Add Alternative' button on the right. The interface is partially obscured by a large grey shape on the left and a large grey shape on the right. At the bottom, there is a footer with the text 'Edupoint' and some navigation icons.

Plug your choices into StudentVUE



Home My Account Help Logout Good afternoon, Steven Cherry, 2/14/2011

Navigation

- Calendar
- Course Request
- School Information
- Student Info

Steven
Hope High School (949-555-1212)
2011-2012 School Year, Grade: 12

COURSE REQUEST
Counselor:

To make changes to course requests, click on the option "Click here to change course requests"

Welcome to the Sample District's online course request selection web site! Please review the course requests selected below. Make all desired changes and when finished, lock in your choices.

Selected Course Requests

Click here to change course requests Lock Course Requests

Selection Time Period: 6/30/2010 - 7/31/2011

Ln	Department	Course Title	Course ID	Credit	Elective	Comment
1	American History	American Govt	PP07	0.50		
2	English	Sr. English	PP70	0.50		
3	Social Studies	Prin&prac Econ	SS57	0.50	Yes	
Total Credit				1.50		

Alternate Elective Requests (*in preference order*) - Select at least 2 alternates

Ln	Department	Course Title	Course ID	Credit	Elective	Comment
No alternate course requests have been selected or assigned						

Click here to change course requests Lock Course Requests



Before you leave class please...

- Make sure you have forecasted for 8 classes and 6 alternates.
- Make sure you select both semesters of a course, all GHS courses are year long.
 - All courses are year-long
- Make sure you have entered your course requests into Synergy and locked them.
- Any locked courses in error can be corrected by your counselor.