




Draft Proposal E-1

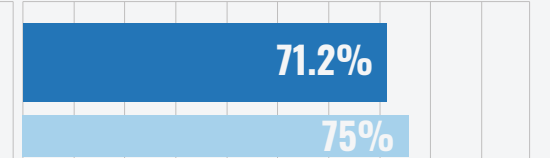
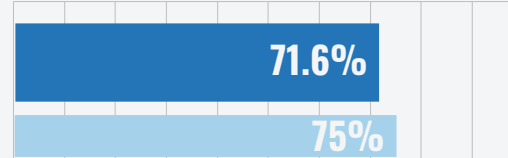
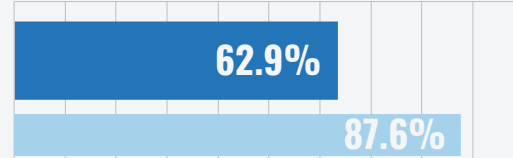
All Students 

Black and Native Students 



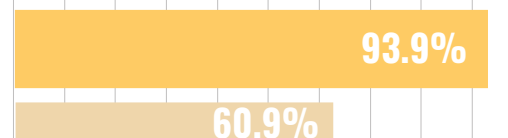

ELL Students 




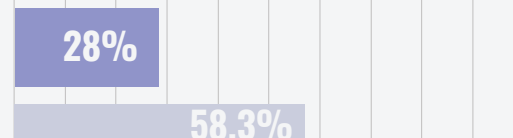
Percentage of middle school (MS) students in schools with > 500 enrollment
2021-22 Baseline



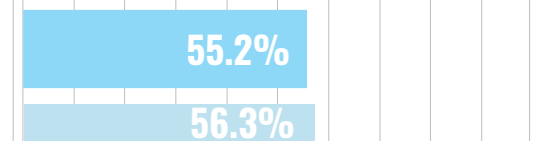
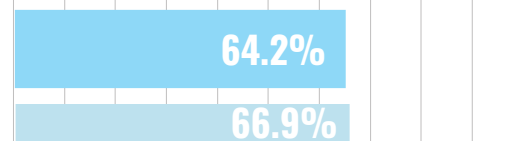
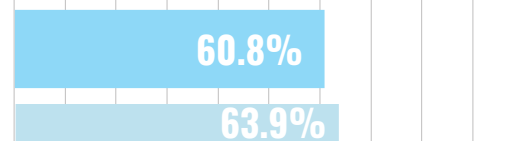
Percentage of elementary school (ES) students in schools with > 270 enrollment
2021-22 Baseline



Percentage of students in schools with > 80% utilization
2021-22 Baseline



Percentage of students within 1-mile of their attending school
2021-22 Baseline



Affected students (i.e., attending a different building than before)

