



PORTLAND PUBLIC SCHOOLS Home-based Distance Learning

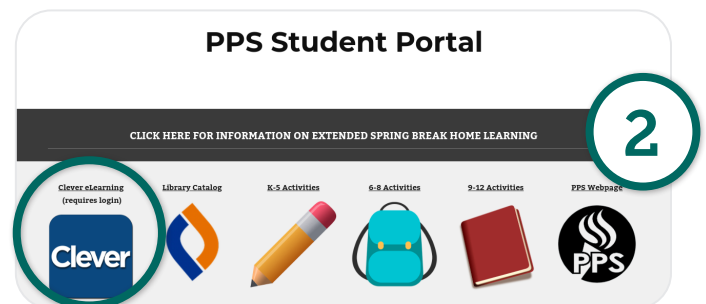
Accessing Applications including Seesaw on the Clever Portal from Home

*These directions are for most laptop and desktop computers. Mobile devices and tablets may not be compatible with these directions or require you to download individual program apps. Many programs will only work with the most recent iOS software updates and versions of apps. If you are unable to access these applications on personal devices, please request a PPS device on the Google Form that will be sent to all families.

1. Open the Chrome browser

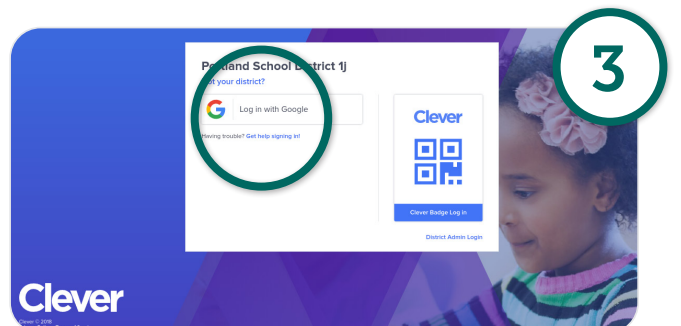


2. Go to the PPS Google Student Portal: <http://pps.net/student>
Click on the Clever link

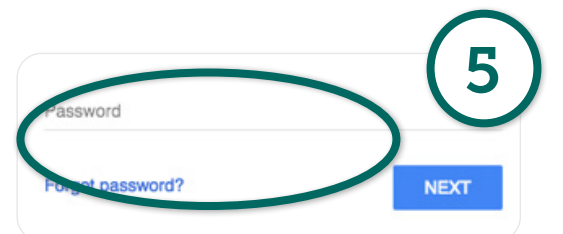


3. Choose **Log In With Google**

4. When prompted enter in your child's username: *xxxx@student.pps.net* If you do not know your child's username or password reach out to their teacher by email. If they are unable to help they will connect you to the school secretary who can retrieve the information.



5. Enter the 4-digit student password. This is usually your child's birth date (month and day). For example, August 11th would be 0811.



6. After entering the password you should now be in your school's Clever Portal! Your child will see apps that have been connected to them based on their personalized learning needs.