

Scenario Workshop

SOUTHEAST GUIDING COALITION

ENROLLMENT AND PROGRAM BALANCING



Tonight's Schedule



[6:00]	Agenda and meeting minutes review (led by FLO/District)
[6:05]	Review of meetings to date (led by FLO) Review of upcoming steps in process (led by FLO) Follow-up from previous meeting (led by FLO/District) Breakout session for new coalition member introductions
[6:35]	Dual language immersion primer (led by District)
[6:45]	Presentation of new scenarios (led by FLO)
[6:55]	Breakout group session to discuss and refine scenarios (break as needed)
[8:00]	Main room narrowing/refinement of scenarios (led by FLO)
[8:25]	Wrap-up (led by FLO/District)
[8:30]	Adjourn

Fall 2020 Schedule



Learning

Refining

Deciding

Sep. 10	<i>Orientation to virtual meeting platform</i>
Sep. 17	<i>Viewing the Coalition's work through the lens of racial equity and social justice</i>
Sep. 24	<i>Introduction to data, maps, and the Phase 1 springboard proposal</i>
Oct. 8	Begin Phase 1 Coalition workshop
Oct. 15	Coalition workshop and initial proposal for open house
Oct. 22	Virtual open house – Coalition representatives will be present to share thinking behind initial proposal
Nov. 5	Coalition workshop
Nov. 12	Coalition workshop
Nov. 19	Coalition workshop and revised proposal
Dec. 3	Virtual open house – Coalition representatives will be present to share thinking behind latest proposal
Dec. 10	Coalition workshop
Dec. 17	Coalition workshop and final Phase 1 recommendation

Community Engagement

- 10/22 virtual open house outreach
 - Culturally specific community partner organizations
 - Southeast school principal messages
 - Districtwide social media
- Parent/guardian phone surveys in progress (results in late October)
 - Companion online survey launching soon
- Capturing general comments
 - Enrollment and Program Balancing website: <https://www.pps.net/Page/13615>
 - Email: balancingenrollment@pps.net



Nuts & Bolts

- Reminder to rename yourself in the participant list
 - First and Last Name (Parent/Principal/Student) (Pronouns)
- Tuesday's email communication
 - Data 101 and springboard updates, new scenarios, and a web map
- Questions from meeting evaluation and springboard survey have been answered and shared



Q&A Themes

- Are recommended changes limited only to the schools represented on the Guiding Coalition?
- Is Harrison Park's conversion to a middle school already decided?
- Are alternate grade-configurations (e.g., K-6) a possibility?
- Classroom-level information about facility utilization
- Access to additional data (e.g., free/reduced lunch)
- More information about Dual Language Immersion programs and students who attend



Group Agreements

Stay Engaged

Speak your truth responsibly

Listen to understand, to believe

Be willing to do things differently and experience discomfort

Expect and Accept non closure



DLI Primer



Breakout Session 1

1. Meet coalition members who have recently joined
2. Reflect and discuss Q&A responses



Review of New Scenarios

- We have taken coalition feedback and made changes to the springboard proposal
- Each scenario represents an incremental change; this is to clearly show the impact
- Scenarios should be combined and/or adjusted to move us toward Coalition Proposal #1 next week



Scenario 1

LENT K-5 ALL SPANISH DLI

School	Change from First Draft Springboard Proposal
Lent	<ul style="list-style-type: none">• Grade K-5 Spanish DLI from Atkinson is transferred here• No longer has an attendance area
Atkinson	<ul style="list-style-type: none">• Grade K-5 Spanish DLI transferred to Lent K-5
Marysville	<ul style="list-style-type: none">• Attendance area expanded to include former Lent attendance area

Scenario 1



School	10/8 Scenario 1 - Lent K-5 All Spanish DLI								
	Grades Served	**Pre-K Candidate (Based on Utilization)	Programs	Enrollment Estimate (Based on 2019)	Building Utilization	Building Utilization (w/o Modularity)	2024 Forecast Enrollment	2024 Building Utilization	2024 Building Utilization (w/o Modularity)
Arlita	K-5	Yes	Neighborhood	374	58.3%		▼ 354	55.1%	
Atkinson	K-5	Yes	Neighborhood	239	44.3%		▼ 202	37.4%	
Bridger*	K-5		Neighborhood, Chinese Immersion	440	86.3%	121.9%	▼ 392	76.9%	108.6%
Cleveland	9-12		Neighborhood	1,524	86.5%	88.7%	▲ 1,542	87.6%	89.8%
Creative Science	K-8		Focus Option	468	89.7%		▼ 464	88.9%	
Creston	K-5	Yes	Neighborhood	258	51.2%		▼ 248	49.2%	
Franklin	9-12		Neighborhood, Russian Immersion, Spanish Immersion	1,718	96.6%		▲ 1,836	103.2%	
Harrison Park	6-8		Neighborhood, Chinese Immersion	547	66.2%		▼ 443	53.6%	
Hosford	6-8		Neighborhood	523	75.1%		▼ 509	73.1%	
Kellogg	6-8		Neighborhood, Spanish Immersion	700	87.2%		▼ 699	87.0%	
Lane	6-8		Neighborhood, Russian Immersion	432	57.7%		▼ 357	47.7%	
Lent	K-5		Spanish Immersion	562	85.4%	96.4%	▼ 498	75.7%	85.4%
Madison	9-12		Neighborhood, Chinese Immersion, Spanish Immersion	1,333	72.3%		▲ 1,581	85.8%	
Marysville	K-5		Neighborhood	437	90.9%		▼ 410	85.2%	
Mt Tabor	6-8		Neighborhood, Japanese Immersion	655	96.2%		▼ 630	92.5%	
Sunnyside	K-8		Neighborhood / Focus Option	549	100.5%	111.6%	▼ 484	88.6%	98.4%
Vestal	K-5	Yes	Neighborhood	302	59.9%	69.9%	▼ 240	47.6%	55.6%
Woodstock	K-5		Neighborhood, Chinese Immersion	543	87.4%		▼ 528	85.0%	

Scenario 2

CREATIVE SCIENCE K-8 FOCUS OPTION W/ ALL SE CHINESE DLI

School	Change from First Draft Springboard Proposal
Creative Science	<ul style="list-style-type: none">• Grade 6-8 Chinese DLI from Harrison Park is transferred here• Grade K-5 Chinese DLI from Harrison Park is transferred here instead of to Bridger• Grade K-5 Chinese DLI from Woodstock is transferred here• Grade 6-8 Chinese DLI from Hosford is transferred here instead of to Harrison Park
Harrison Park	<ul style="list-style-type: none">• Grade 6-8 Chinese DLI transferred to Creative Science• No longer receives Grade 6-8 Chinese DLI from Hosford
Woodstock	<ul style="list-style-type: none">• Chinese DLI transferred to Creative Science
Bridger	<ul style="list-style-type: none">• No longer receives Grade K-5 Chinese DLI from Harrison Park

Scenario 2



School	10/8 Scenario 2 - Creative Science K-8 Focus Option Co-Located w/ All SE Chinese DLI								
	Grades Served	**Pre-K Candidate (Based on Utilization)	Programs	Enrollment Estimate (Based on 2019)	Building Utilization	Building Utilization (w/o Modulares)	2024 Forecast Enrollment	2024 Building Utilization	2024 Building Utilization (w/o Modulares)
Arleta	K-5	Yes	Neighborhood	374	58.3%		▼ 354	55.1%	
Atkinson	K-5		Neighborhood, Spanish Immersion	391	72.4%		▼ 343	63.5%	
Bridger*	K-5		Neighborhood	358	70.2%	99.2%	▼ 320	62.7%	88.6%
Cleveland	9-12		Neighborhood	1,524	86.5%	88.7%	▲ 1,542	87.6%	89.8%
Creative Science	K-8		Chinese Immersion, Focus Option	988	189.3%		▼ 955	183.0%	
Creston	K-5	Yes	Neighborhood	258	51.2%		▼ 248	49.2%	
Franklin	9-12		Neighborhood, Russian Immersion, Spanish Immersion	1,718	96.6%		▲ 1,836	103.2%	
Harrison Park	6-8		Neighborhood	419	50.7%		▼ 316	38.3%	
Hosford	6-8		Neighborhood	523	75.1%		▼ 509	73.1%	
Kellogg	6-8		Neighborhood, Spanish Immersion	700	87.2%		▼ 699	87.0%	
Lane	6-8		Neighborhood, Russian Immersion	432	57.7%		▼ 357	47.7%	
Lent	K-5		Neighborhood, Spanish Immersion	579	88.0%	99.3%	▼ 497	75.5%	85.2%
Madison	9-12		Neighborhood, Chinese Immersion, Spanish Immersion	1,333	72.3%		▲ 1,581	85.8%	
Marysville	K-5	Yes	Neighborhood	276	57.4%		— 276	57.4%	
Mt Tabor	6-8		Neighborhood, Japanese Immersion	655	96.2%		▼ 630	92.5%	
Sunnyside	K-8		Neighborhood / Focus Option	549	100.5%	111.6%	▼ 484	88.6%	98.4%
Vestal	K-5	Yes	Neighborhood	302	59.9%	69.9%	▼ 240	47.6%	55.6%
Woodstock	K-5	Yes	Neighborhood	231	37.2%		▲ 235	37.8%	

Scenario 3

CREATIVE SCIENCE K-8 FOCUS OPTION CONVERTED TO K-5 NEIGHBORHOOD/FOCUS OPTION

School	Change from First Draft Springboard Proposal
Creative Science	<ul style="list-style-type: none">• Attendance area is established comprising areas covered by Vestal K-5 and Bridger K-5 in the springboard proposal (area south of Stark, east of 82nd, and north of Holgate)• Grade configuration changed from K-8 to K-5
Vestal	<ul style="list-style-type: none">• Attendance area is reduced (goes to Stark at its southern end)
Bridger	<ul style="list-style-type: none">• Attendance area is reduced (goes to 82nd at its eastern end)
Numerous other schools	<ul style="list-style-type: none">• Students enrolled at Creative Science now counted toward the estimated enrollment of the neighborhood program where they reside



Scenario 3

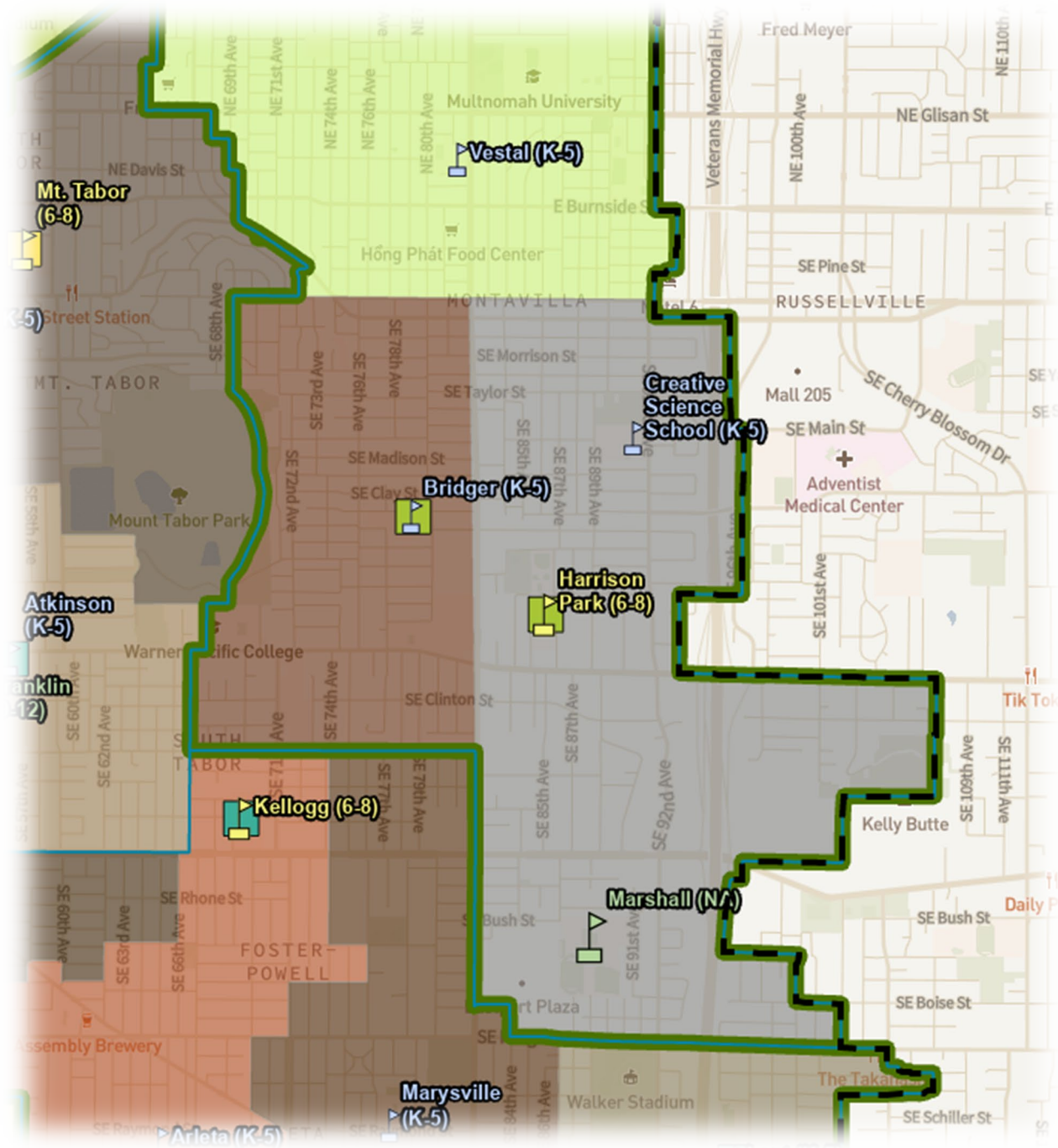


School	10/8 Scenario 3 - Creative Science Converted to K-5 Neighborhood / Focus Option								
	Grades Served	**Pre-K Candidate (Based on Utilization)	Programs	Enrollment Estimate (Based on 2019)	Building Utilization	Building Utilization (w/o Modulares)	2024 Forecast Enrollment	2024 Building Utilization	2024 Building Utilization (w/o Modulares)
Arleta	K-5	Yes	Neighborhood	398	62.0%		▼ 378	58.9%	
Atkinson	K-5		Neighborhood, Spanish Immersion	393	72.8%		▼ 345	63.9%	
Bridger*	K-5	Yes	Neighborhood, Chinese Immersion	204	40.0%	56.5%	▲ 212	41.6%	58.7%
Cleveland	9-12		Neighborhood	1,524	86.5%	88.7%	▲ 1,542	87.6%	89.8%
Creative Science	K-5		Neighborhood / Focus Option	368	70.5%		▼ 304	58.2%	
Creston	K-5	Yes	Neighborhood	268	53.2%		▼ 258	51.2%	
Franklin	9-12		Neighborhood, Russian Immersion, Spanish Immersion	1,718	96.6%		▲ 1,836	103.2%	
Harrison Park	6-8		Neighborhood, Chinese Immersion	615	74.5%		▼ 506	61.3%	
Hosford	6-8		Neighborhood	530	76.1%		▼ 515	74.0%	
Kellogg	6-8		Neighborhood, Spanish Immersion	738	91.9%		▼ 734	91.4%	
Lane	6-8		Neighborhood, Russian Immersion	448	59.8%		▼ 372	49.7%	
Lent	K-5		Neighborhood, Spanish Immersion	594	90.3%	101.9%	▼ 512	77.8%	87.8%
Madison	9-12		Neighborhood, Chinese Immersion, Spanish Immersion	1,333	72.3%		▲ 1,581	85.8%	
Marysville	K-5	Yes	Neighborhood	287	59.7%		— 287	59.7%	
Mt Tabor	6-8		Neighborhood, Japanese Immersion	665	97.7%		▼ 639	93.8%	
Sunnyside	K-8		Neighborhood / Focus Option	549	100.5%	111.6%	▼ 484	88.6%	98.4%
Vestal	K-5	Yes	Neighborhood	284	56.3%	65.7%	▼ 234	46.4%	54.2%
Woodstock	K-5		Neighborhood, Chinese Immersion	551	88.7%		▼ 536	86.3%	

Scenario 3



Creative Science K-5
attendance area
matches current
Harrison Park K-8
attendance area



Scenario 4

BOUNDARY BETWEEN GLENCOE/MT. TABOR/FRANKLIN AND VESTAL/HARRISON PARK/MADISON SHIFTS WESTWARD

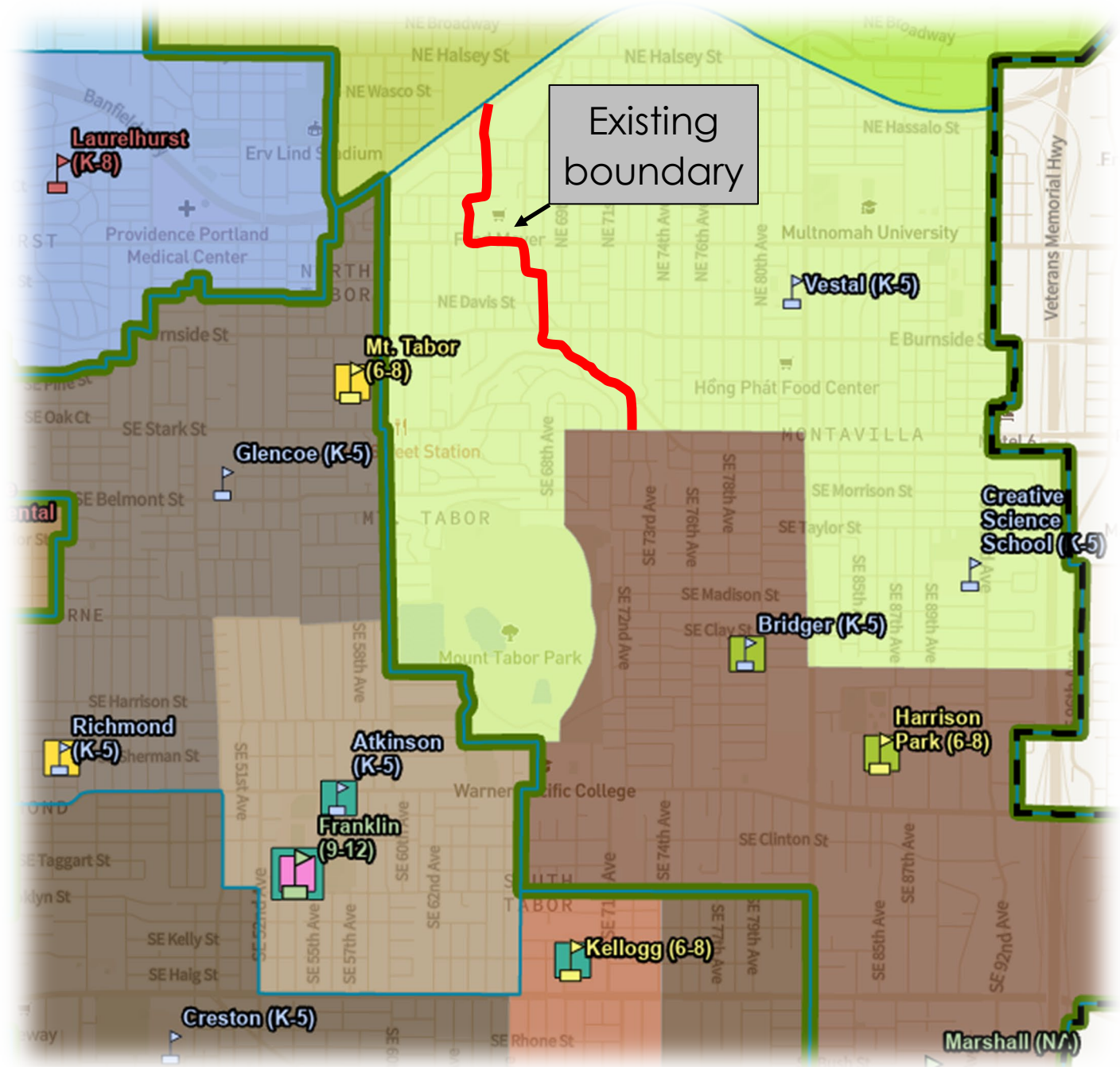
School	Change from First Draft Springboard Proposal
Vestal	<ul style="list-style-type: none">Attendance area is expanded west to 60th to cover area currently in Glencoe K-5 attendance area
Harrison Park	<ul style="list-style-type: none">Attendance area is expanded west to 60th to cover area currently in Mt. Tabor 6-8 attendance area
Madison	<ul style="list-style-type: none">Attendance area is expanded south of I-84 and west to 60th to cover area currently in Franklin 9-12 attendance area
Glencoe	<ul style="list-style-type: none">Attendance area is reduced (goes to 60th at its eastern end)
Mt. Tabor	<ul style="list-style-type: none">Attendance area is reduced (goes to 60th at its eastern end)
Franklin	<ul style="list-style-type: none">Attendance area is reduced (goes to 60th at its northeastern end)

Scenario 4



School	10/8 Scenario 4 - Glencoe/Mt. Tabor/Franklin Boundary Shift to Vestal/Harrison Park/Madison								
	Grades Served	**Pre-K Candidate (Based on Utilization)	Programs	Enrollment Estimate (Based on 2019)	Building Utilization	Building Utilization (w/o Modulares)	2024 Forecast Enrollment	2024 Building Utilization	2024 Building Utilization (w/ Modulares)
Arleta	K-5	Yes	Neighborhood	374	58.3%		▼ 354	55.1%	
Atkinson	K-5		Neighborhood, Spanish Immersion	391	72.4%		▼ 343	63.5%	
Bridger*	K-5		Neighborhood, Chinese Immersion	438	85.9%	121.3%	▼ 391	76.7%	108.3%
Cleveland	9-12		Neighborhood	1,524	86.5%	88.7%	▲ 1,542	87.6%	89.8%
Creative Science	K-8		Focus Option	468	89.7%		▼ 464	88.9%	
Creston	K-5	Yes	Neighborhood	258	51.2%		▼ 248	49.2%	
Franklin	9-12		Neighborhood, Russian Immersion, Spanish Immersion	1,650	92.7%		▲ 1,764	99.2%	
Glencoe	K-5	Yes	Neighborhood	348	60.7%	63.7%	▼ 303	52.9%	55.5%
Harrison Park	6-8		Neighborhood, Chinese Immersion	595	72.0%		▼ 488	59.1%	
Hosford	6-8		Neighborhood	523	75.1%		▼ 509	73.1%	
Kellogg	6-8		Neighborhood, Spanish Immersion	700	87.2%		▼ 699	87.0%	
Lane	6-8		Neighborhood, Russian Immersion	432	57.7%		▼ 357	47.7%	
Lent	K-5		Neighborhood, Spanish Immersion	579	88.0%	99.3%	▼ 497	75.5%	85.2%
Madison	9-12		Neighborhood, Chinese Immersion, Spanish Immersion	1,401	76.0%		▲ 1,653	89.7%	
Marysville	K-5	Yes	Neighborhood	276	57.4%		▬ 276	57.4%	
Mt Tabor	6-8		Neighborhood, Japanese Immersion	607	89.1%		▼ 585	85.9%	
Sunnyside	K-8		Neighborhood / Focus Option	549	100.5%	111.6%	▼ 484	88.6%	98.4%
Vestal	K-5		Neighborhood	403	80.0%	93.3%	▼ 329	65.3%	76.2%
Woodstock	K-5		Neighborhood, Chinese Immersion	543	87.4%		▼ 528	85.0%	

Scenario 4



Scenario 5

BOUNDARY BETWEEN LANE/FRANKLIN AND HOSFORD/CLEVELAND SHIFTS TO FEED WOODSTOCK TO LANE

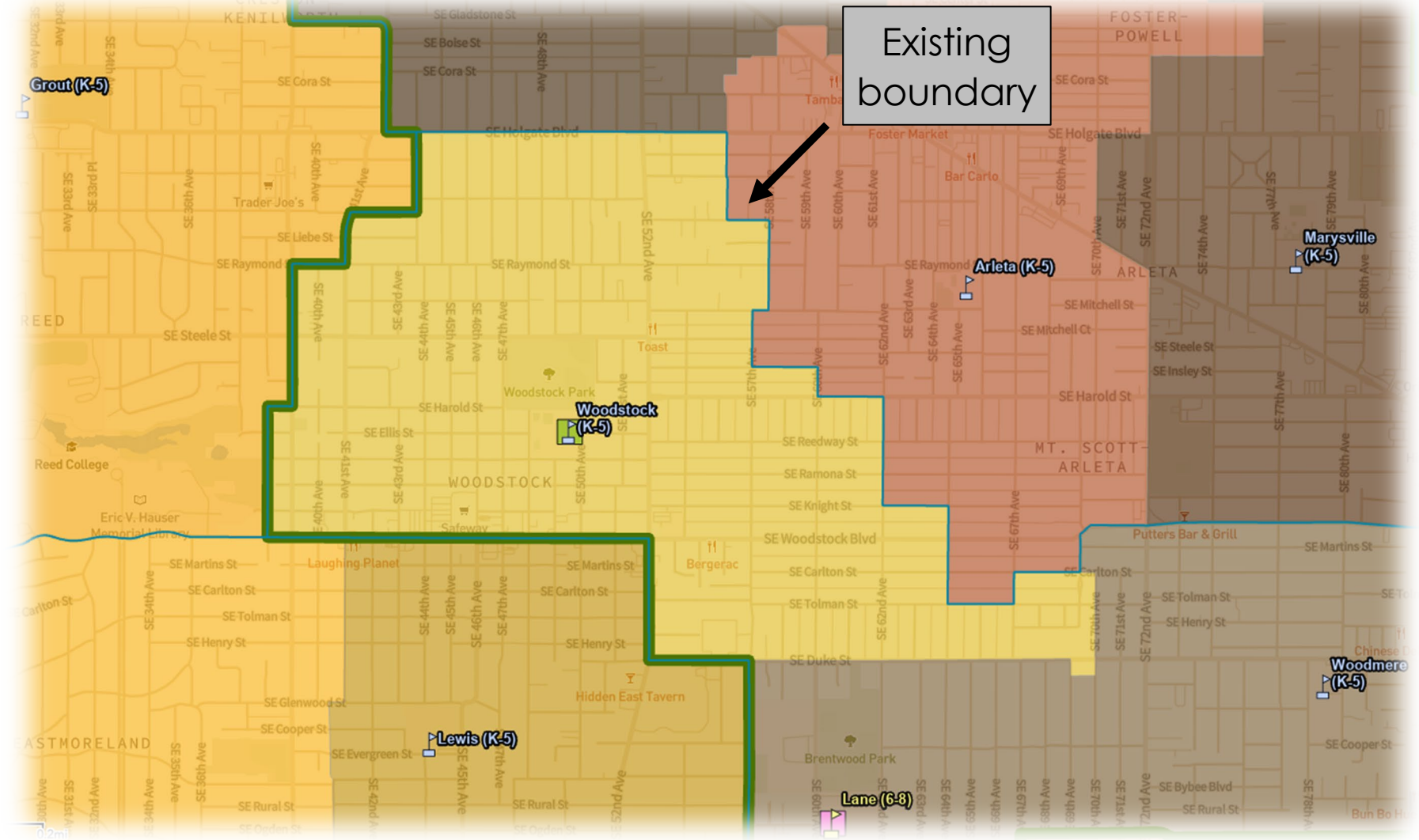
School	Change from First Draft Springboard Proposal
Lane	<ul style="list-style-type: none">Attendance area is expanded to include Woodstock K-5 attendance area
Hosford	<ul style="list-style-type: none">Attendance area is reduced to no longer include Woodstock K-5 attendance area
Franklin	<ul style="list-style-type: none">Attendance area is expanded to include Woodstock K-5 attendance area
Cleveland	<ul style="list-style-type: none">Attendance area is reduced to no longer include Woodstock K-5 attendance area
Woodstock	<ul style="list-style-type: none">Now feeds to Lane 6-8 instead of Hosford 6-8

Scenario 5



School	10/8 Scenario 5 - Lane MS Boundary Shift to Include Woodstock K-5								
	Grades Served	**Pre-K Candidate (Based on Utilization)	Programs	Enrollment Estimate (Based on 2019)	Building Utilization	Building Utilization (w/o Modulars)	2024 Forecast Enrollment	2024 Building Utilization	2024 Building Utilization (w/o Modulars)
Arleta	K-5	Yes	Neighborhood	374	58.3%		▼ 354	55.1%	
Atkinson	K-5		Neighborhood, Spanish Immersion	391	72.4%		▼ 343	63.5%	
Bridger*	K-5		Neighborhood, Chinese Immersion	438	85.9%	121.3%	▼ 391	76.7%	108.3%
Cleveland	9-12		Neighborhood	1,438	81.7%	83.7%	▲ 1,455	82.6%	84.7%
Creative Science	K-8		Focus Option	468	89.7%		▼ 464	88.9%	
Creston	K-5	Yes	Neighborhood	258	51.2%		▼ 248	49.2%	
Franklin	9-12		Neighborhood, Russian Immersion, Spanish Immersion	1,804	101.4%		▲ 1,923	108.1%	
Harrison Park	6-8		Neighborhood, Chinese Immersion	547	66.2%		▼ 443	53.6%	
Hosford	6-8		Neighborhood	442	63.5%		▼ 430	61.8%	
Kellogg	6-8		Neighborhood, Spanish Immersion	700	87.2%		▼ 699	87.0%	
Lane	6-8		Neighborhood, Russian Immersion	513	68.5%		▼ 436	58.2%	
Lent	K-5		Neighborhood, Spanish Immersion	579	88.0%	99.3%	▼ 497	75.5%	85.2%
Madison	9-12		Neighborhood, Chinese Immersion, Spanish Immersion	1,333	72.3%		▲ 1,581	85.8%	
Marysville	K-5	Yes	Neighborhood	276	57.4%		▼ 276	57.4%	
Mt Tabor	6-8		Neighborhood, Japanese Immersion	655	96.2%		▼ 630	92.5%	
Sunnyside	K-8		Neighborhood / Focus Option	549	100.5%	111.6%	▼ 484	88.6%	98.4%
Vestal	K-5	Yes	Neighborhood	302	59.9%	69.9%	▼ 240	47.6%	55.6%
Woodstock	K-5		Neighborhood, Chinese Immersion	543	87.4%		▼ 528	85.0%	

Scenario 5



Breakout Session 2

1. **[10-15 minutes]** Which two scenarios does your group feel are most viable (with or without adjustments)? Are there elements of the scenarios would your group like to combine?
2. Identify and document specific adjustments to your group's top 1 or 2 scenarios
3. Main room report-out from parent or principal on what adjustments you focused on and why (outcome goals)

Break as needed!



Breakout Session 2 Report-Out

1. Which two scenarios does your group feel are most viable (with or without adjustments)? Are there elements of the scenarios would your group like to combine?
2. Identify and document specific adjustments to your group's top 1 or 2 scenarios



Group Poll

- Which scenarios are on the right track (with or without adjustments)?
- Which scenarios should not be considered going forward?

1. Lent K-5 all Spanish DLI
2. Creative Science K-8 Focus Option w/ all SE Chinese DLI
3. Creative Science K-8 Focus Option converted to K-5 Neighborhood/Focus Option
4. Boundary between Glencoe/Mt. Tabor/Franklin and Vestal/Harrison Park/Madison shifts Westward
5. Boundary between Lane/Franklin and Hosford/Cleveland shifts to Feed Woodstock to Lane



Meeting Evaluation

See link in the chat window.

