
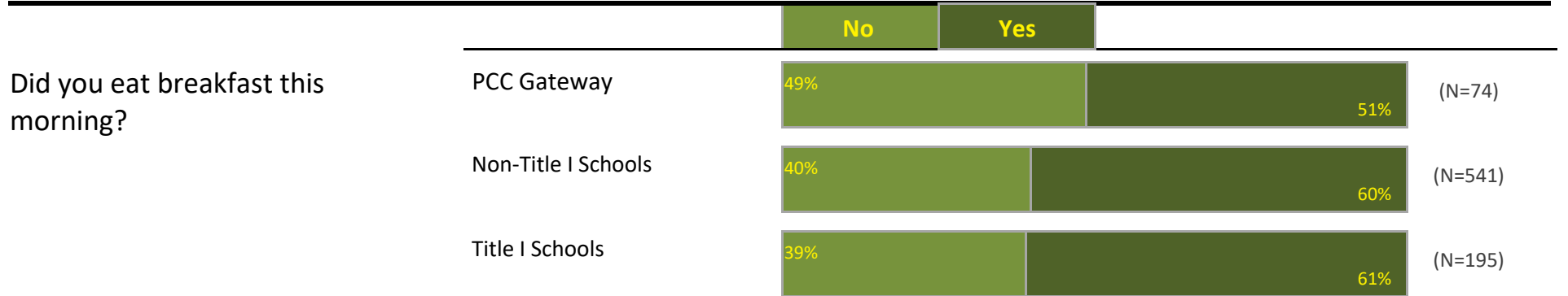
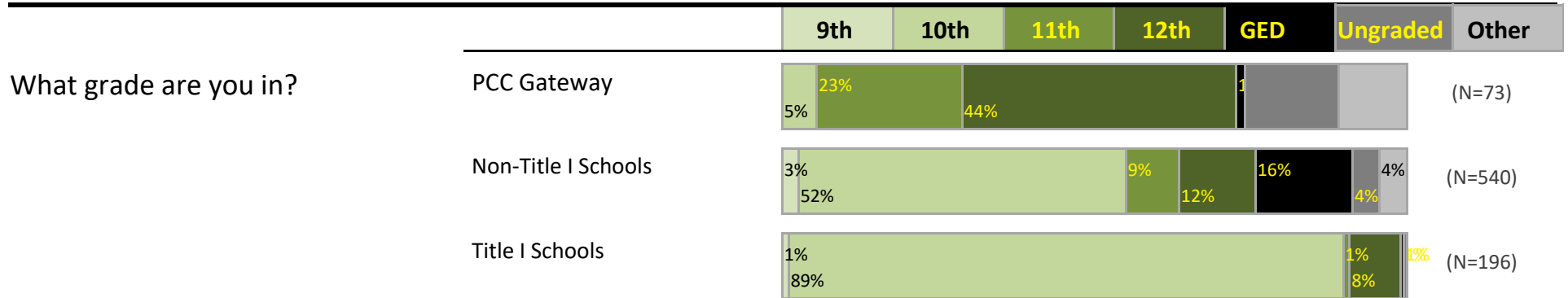


Portland Public Schools Successful Schools Survey

High School Student Responses 2016-17

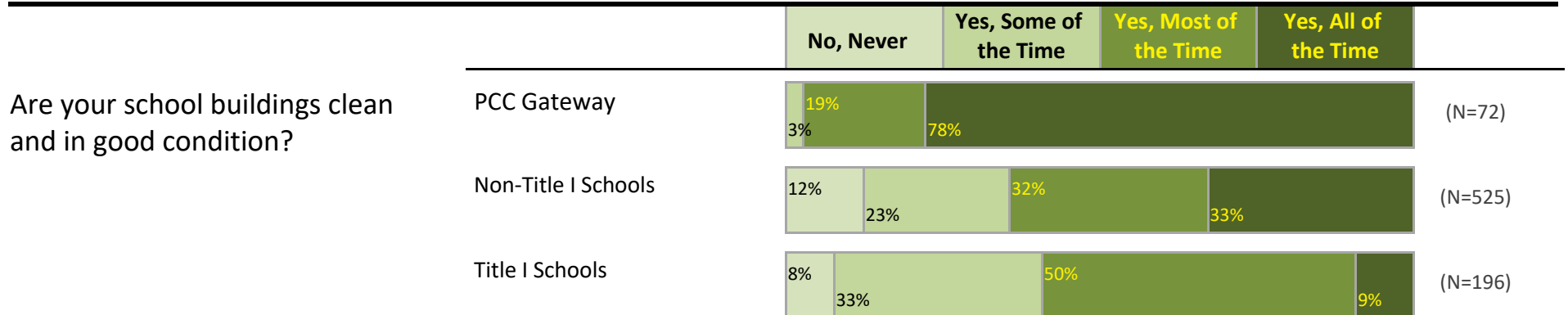
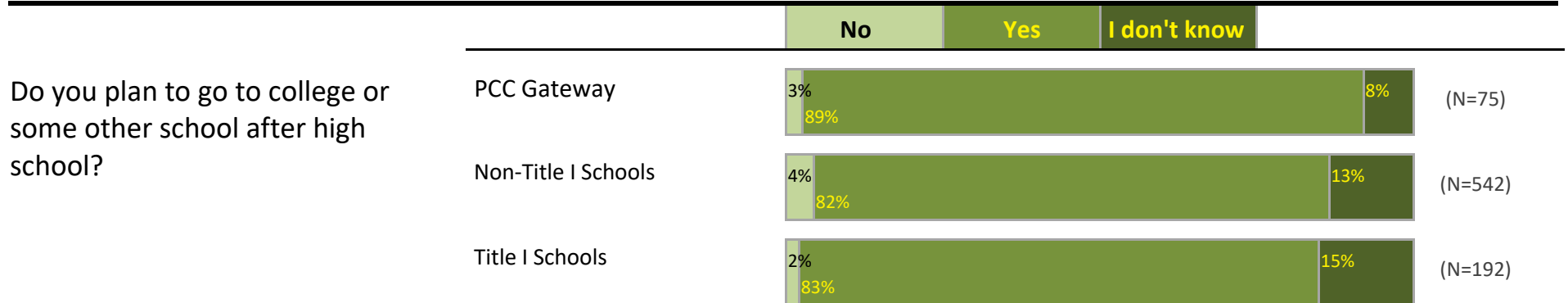

PCC Gateway

Page 1




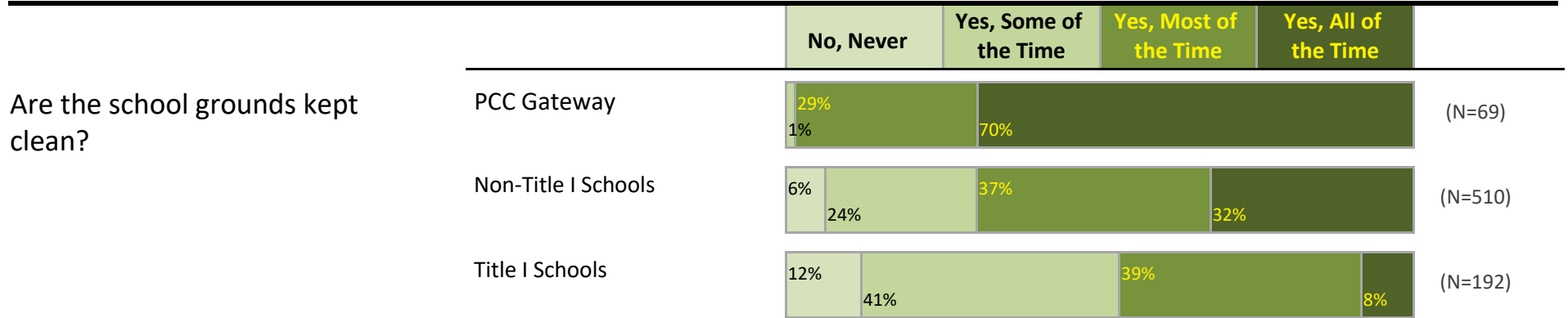
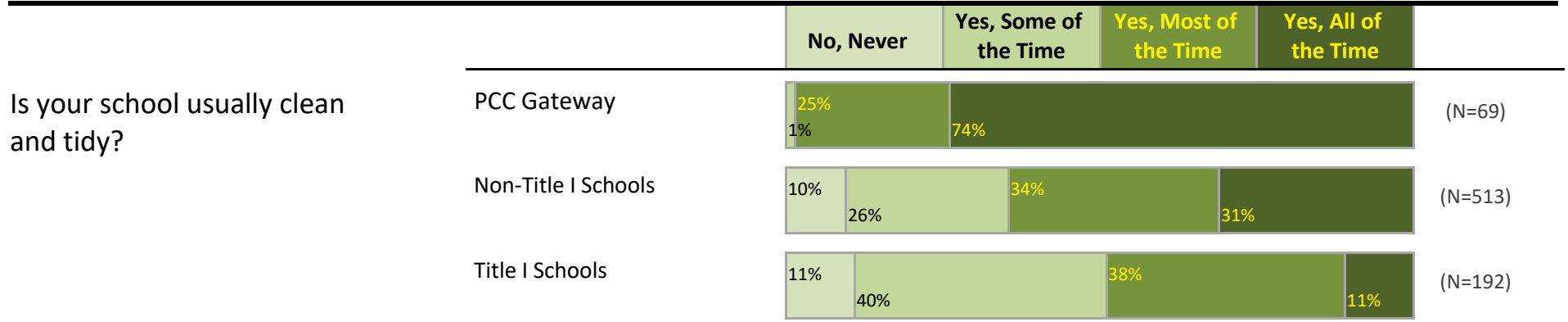
Portland Public Schools Successful Schools Survey

High School Student Responses 2016-17



Portland Public Schools Successful Schools Survey

High School Student Responses 2016-17



Portland Public Schools Successful Schools Survey

High School Student Responses 2016-17

PCC Gateway

In the past 30 days, did you miss school for any of the following reasons?

Total Students: 76

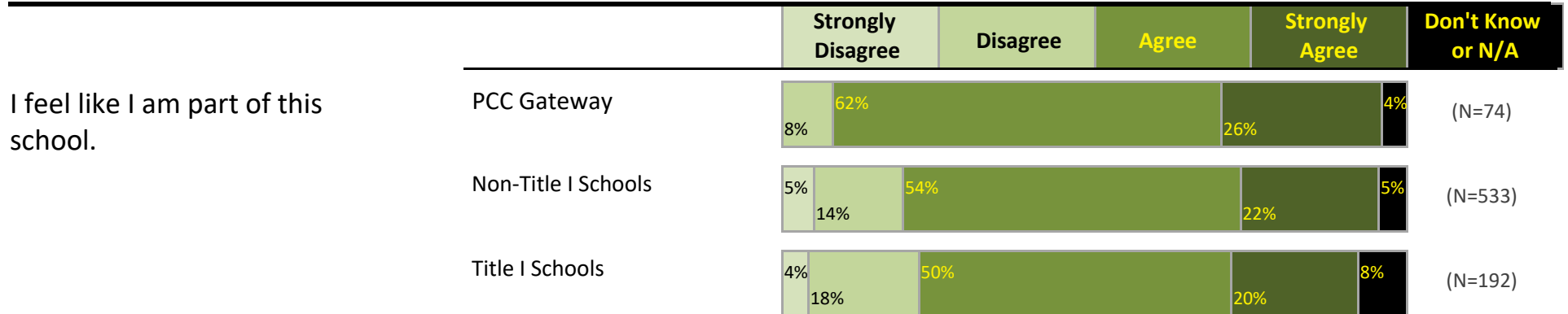
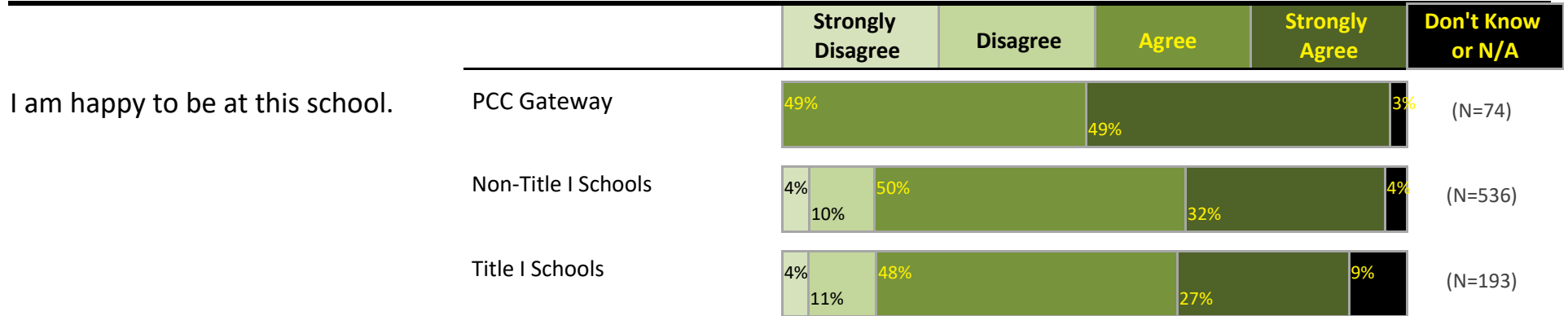
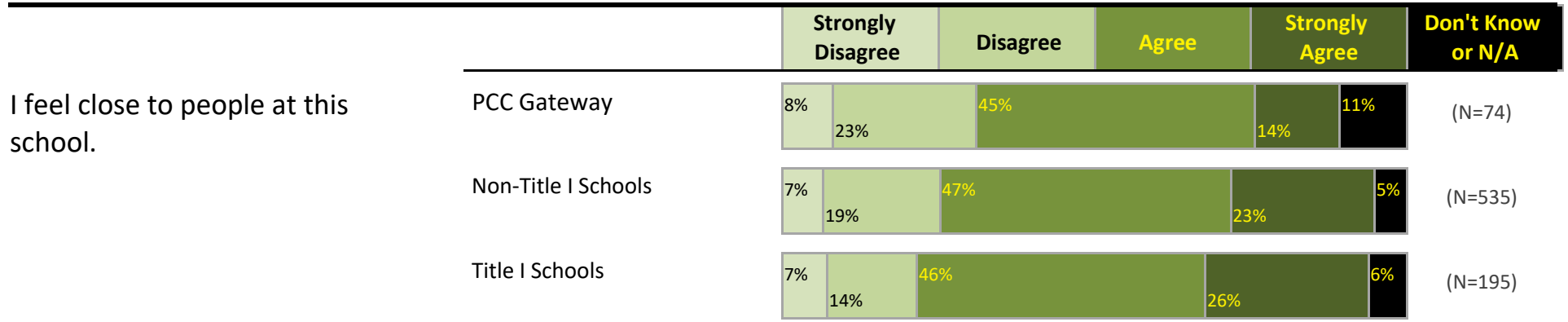
(Because students could select more than one category, totals will exceed 100%.)

Does not apply, I didn't miss any school	17%
Illness (feeling physically sick), including problems with breathing or your teeth	75%
Felt very sad, hopeless, anxious, stressed, or angry	33%
Didn't get enough sleep	18%
Didn't feel safe at school	0%
Had to work	3%
Had to take care of or help a family member or friend	13%
Wanted to spend time with friends who don't go to your school	3%
Wanted to use alcohol or drugs	1%
Were behind in schoolwork or weren't prepared for a test or class assignment	13%
Were bored with or uninterested in school	5%
Were suspended	0%
Other reason	3%
Blank	3%

Portland Public Schools Successful Schools Survey High School Student Responses 2016-17

PCC Gateway

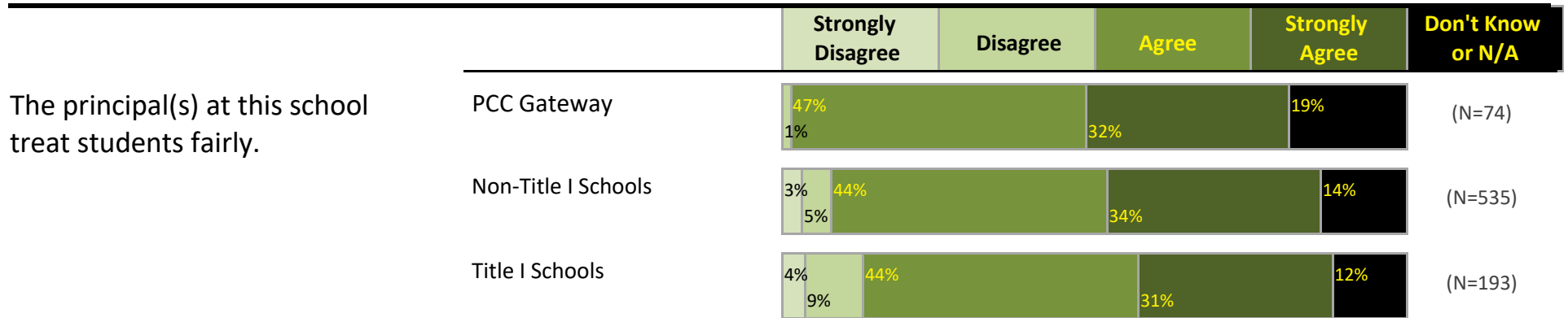
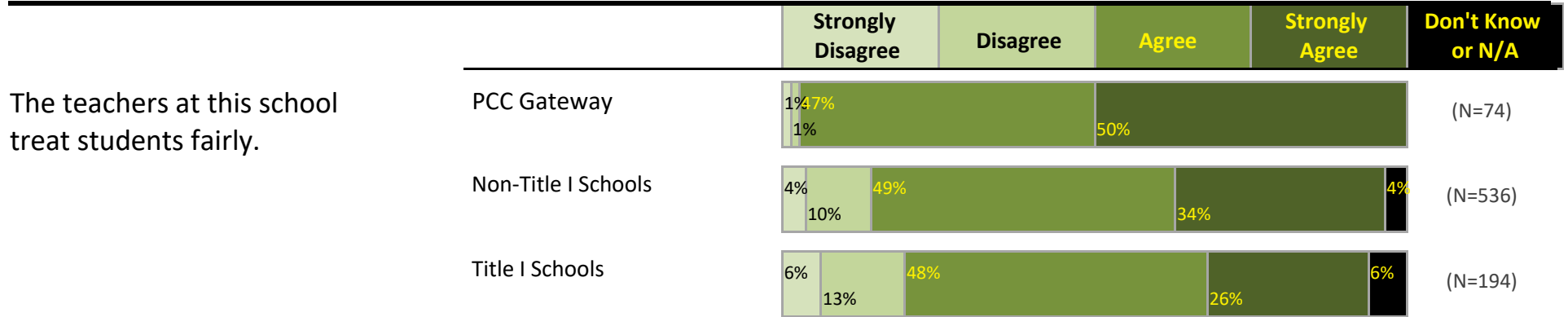
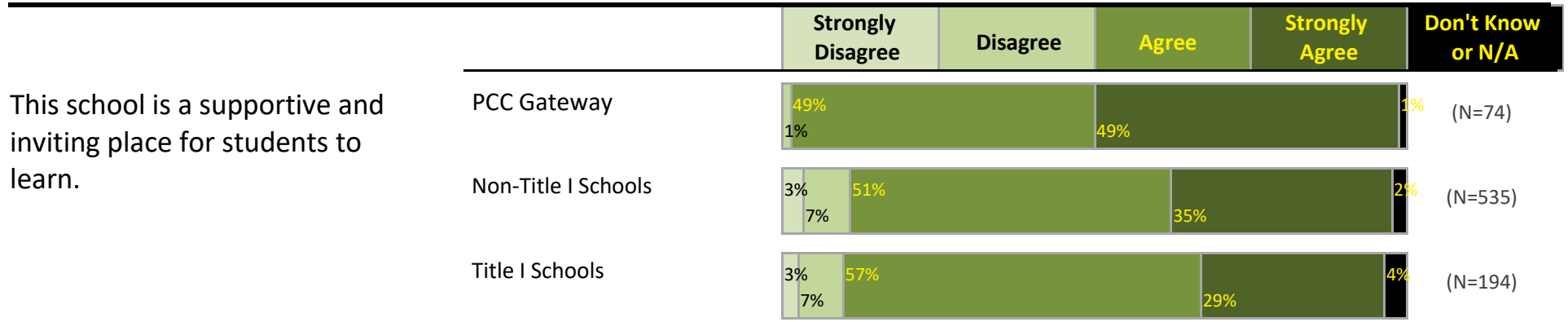
Page 5



Portland Public Schools Successful Schools Survey

High School Student Responses 2016-17

PCC Gateway



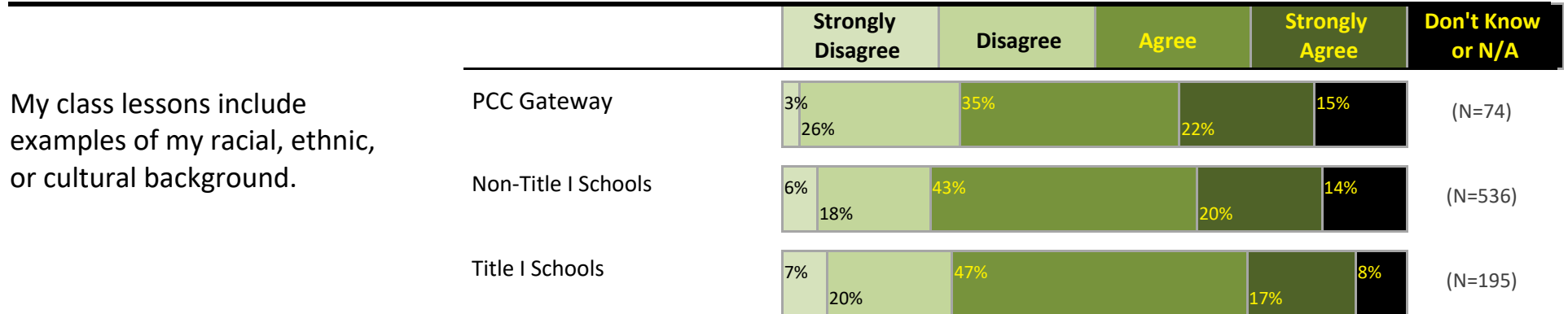
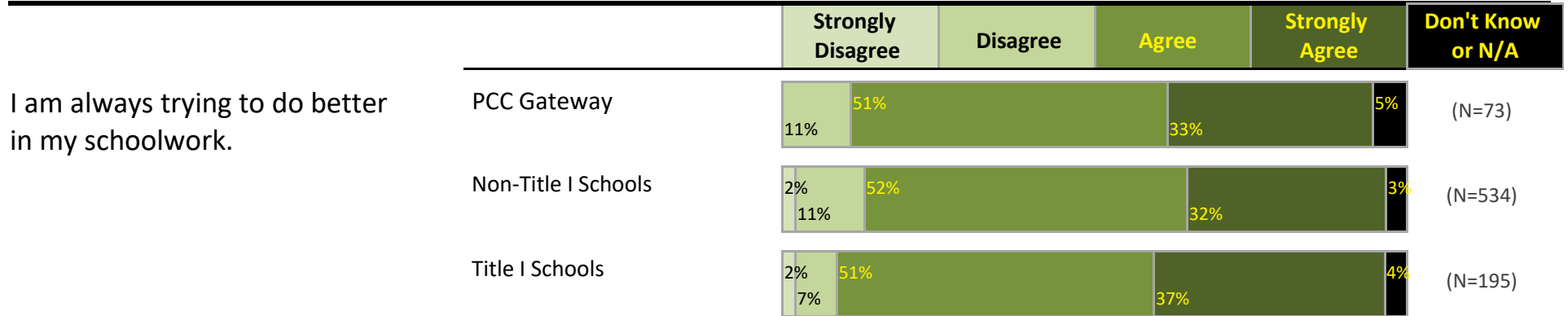
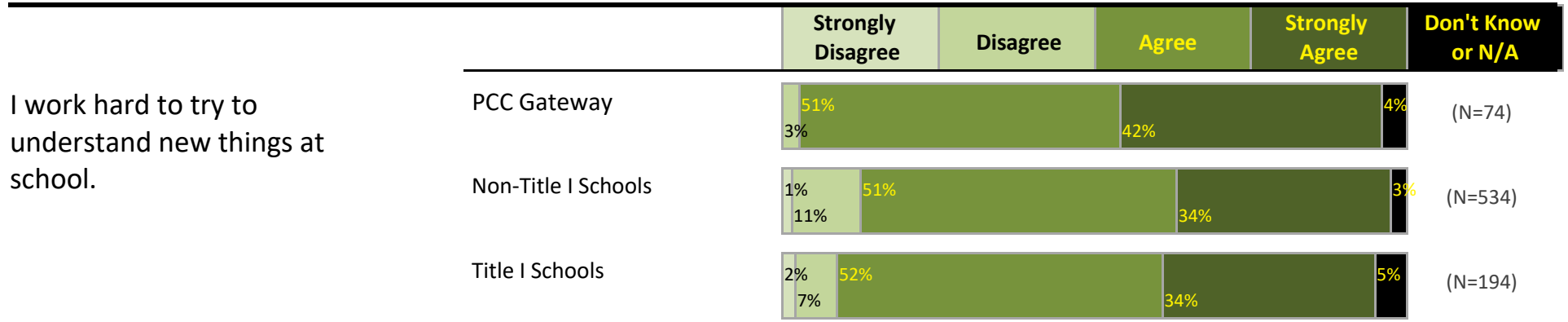
Portland Public Schools Successful Schools Survey

High School Student Responses 2016-17

		Strongly Disagree	Disagree	Agree	Strongly Agree	Don't Know or N/A
I feel safe in my school.	PCC Gateway	47%	47%		5%	(N=74)
	Non-Title I Schools	2% 7%	54%	32%	5%	(N=536)
	Title I Schools	4% 13%	53%	27%	5%	(N=192)
		Strongly Disagree	Disagree	Agree	Strongly Agree	Don't Know or N/A
I try hard to make sure that I am good at my schoolwork.	PCC Gateway	51% 1%		43%	4%	(N=74)
	Non-Title I Schools	2% 7%	50%	39%	3%	(N=536)
	Title I Schools	3% 2%	52%	41%	2%	(N=193)
		Strongly Disagree	Disagree	Agree	Strongly Agree	Don't Know or N/A
I try hard at school because I am interested in my work.	PCC Gateway	1% 23%	41%	31%	4%	(N=74)
	Non-Title I Schools	4% 22%	46%	25%	3%	(N=536)
	Title I Schools	7% 22%	43%	26%	3%	(N=195)

Portland Public Schools Successful Schools Survey

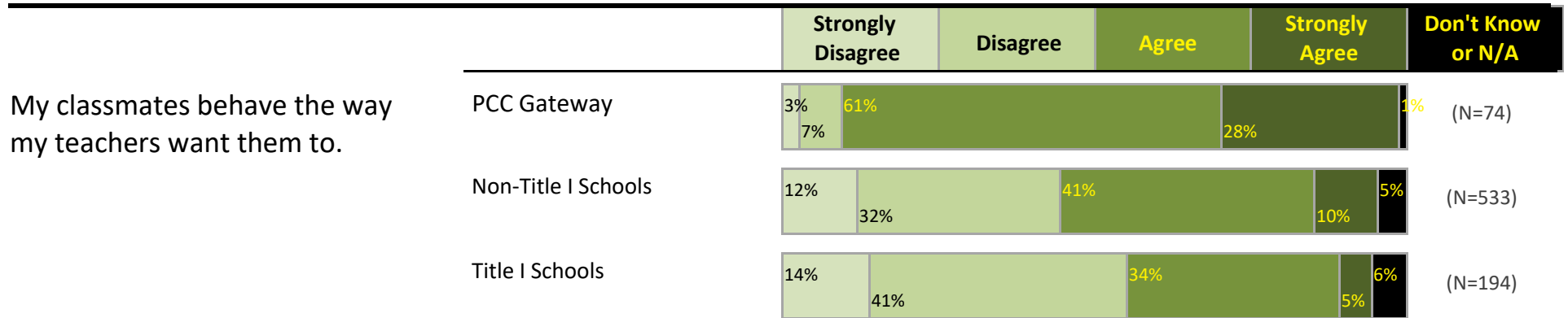
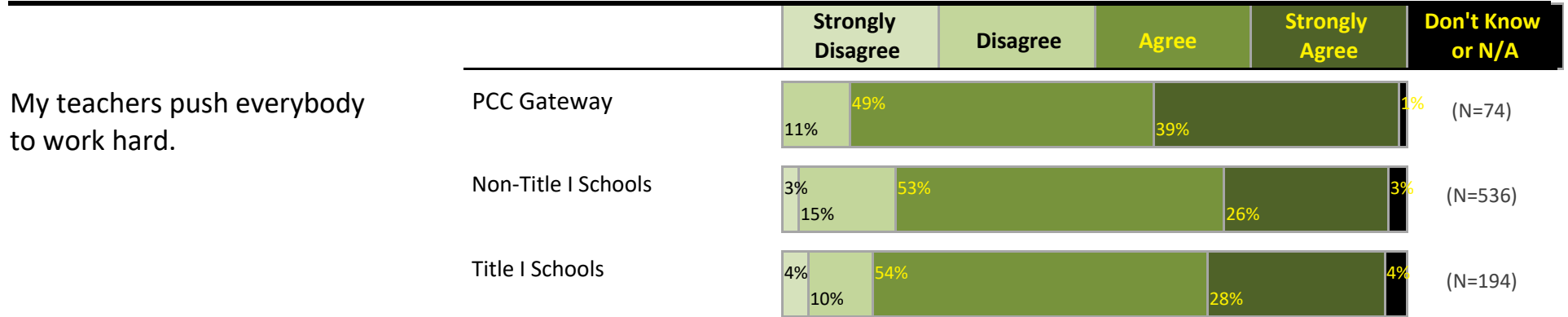
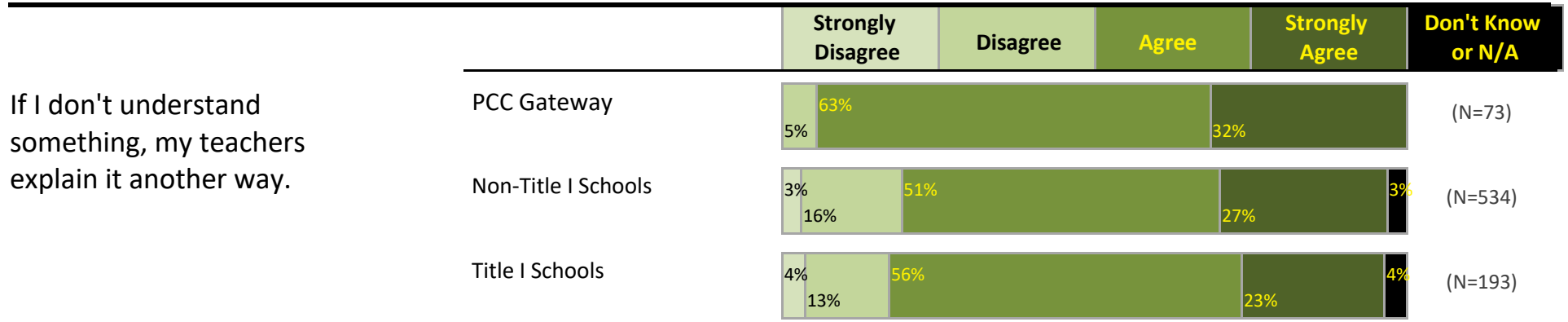
High School Student Responses 2016-17



Portland Public Schools Successful Schools Survey

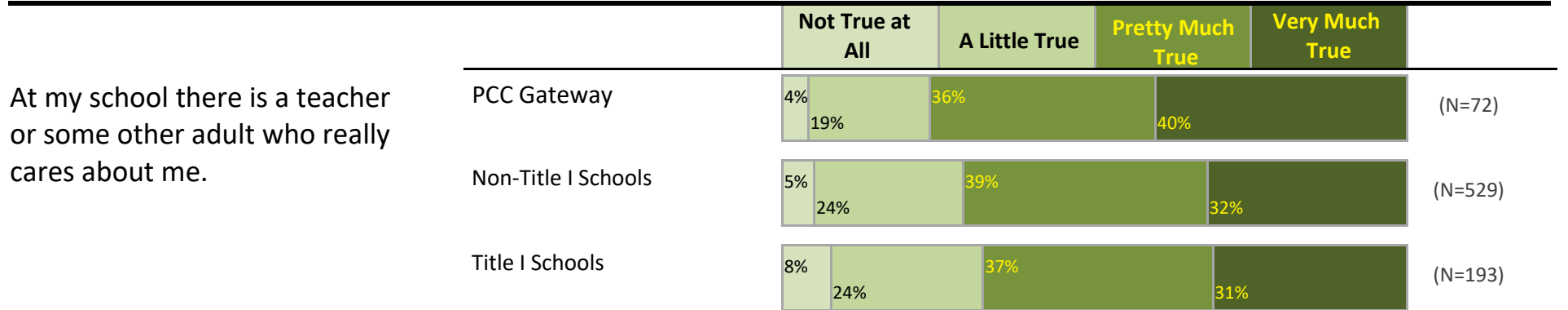


High School Student Responses 2016-17

PCC Gateway



Portland Public Schools Successful Schools Survey High School Student Responses 2016-17

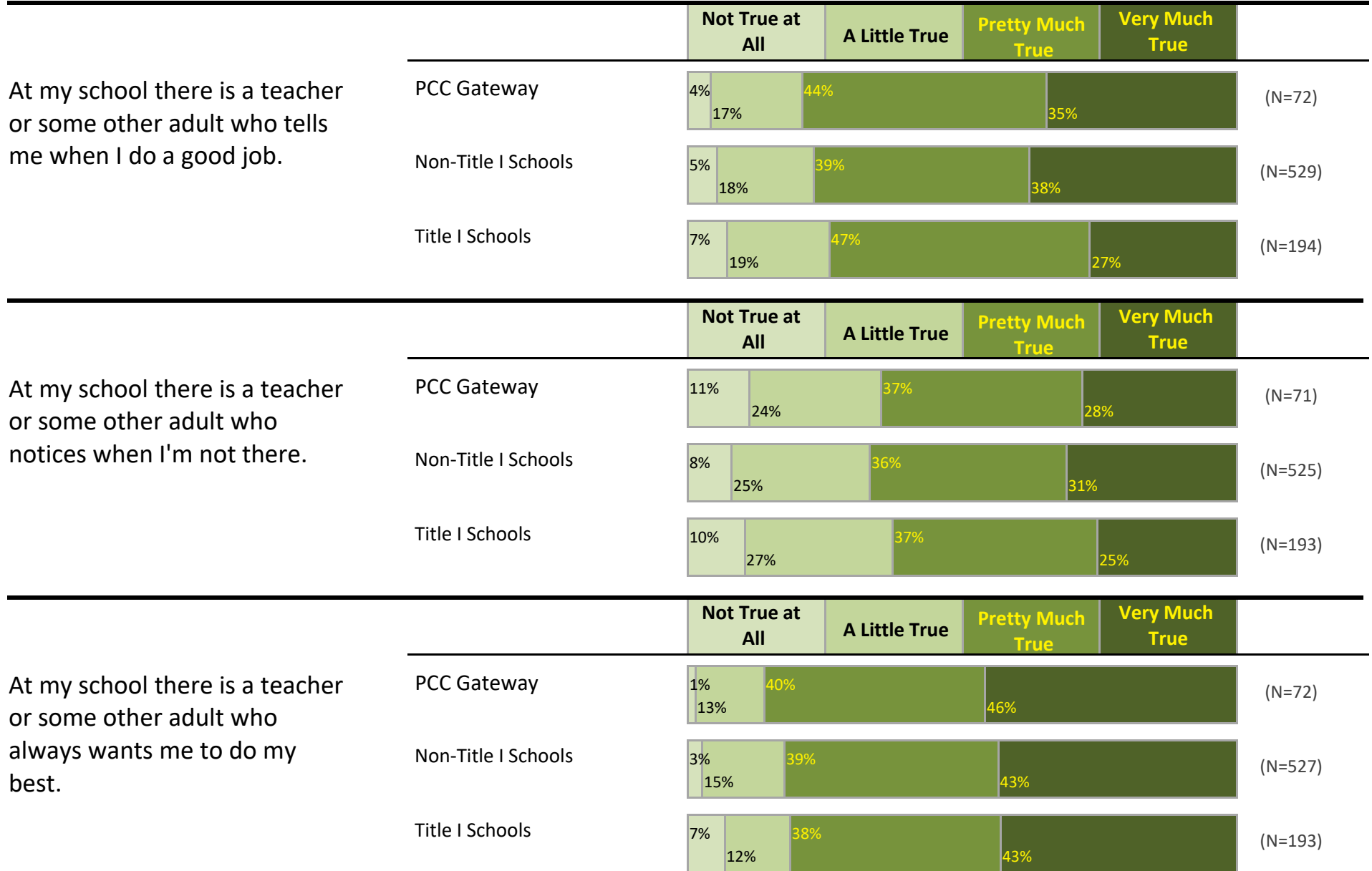
PCC Gateway



Portland Public Schools Successful Schools Survey High School Student Responses 2016-17

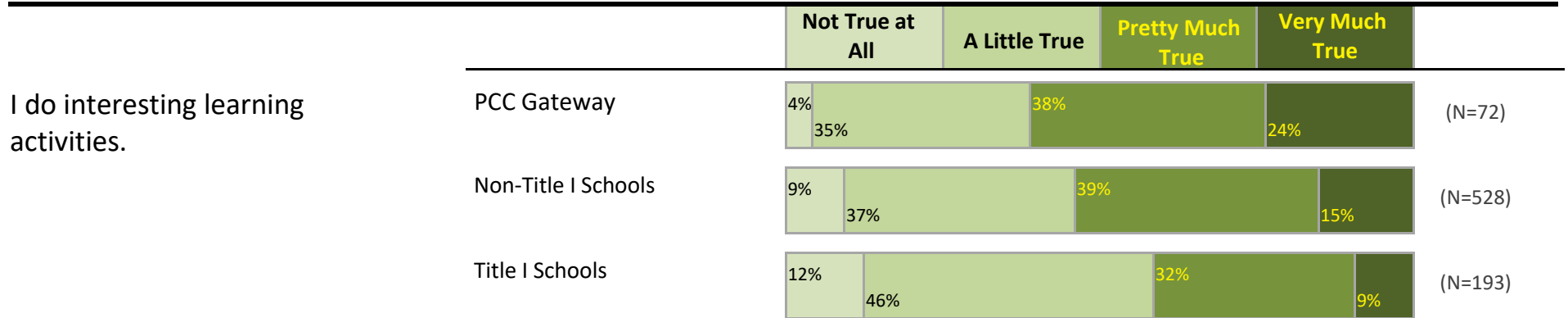
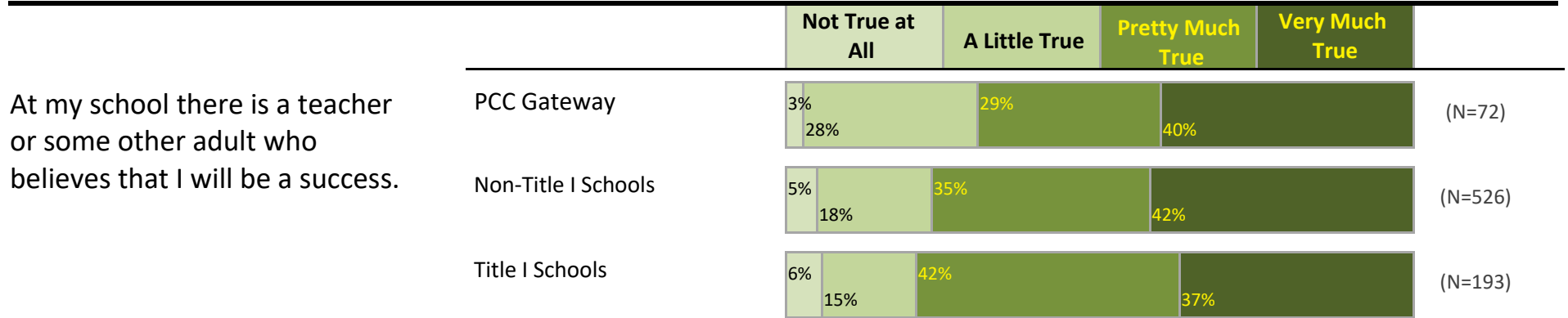
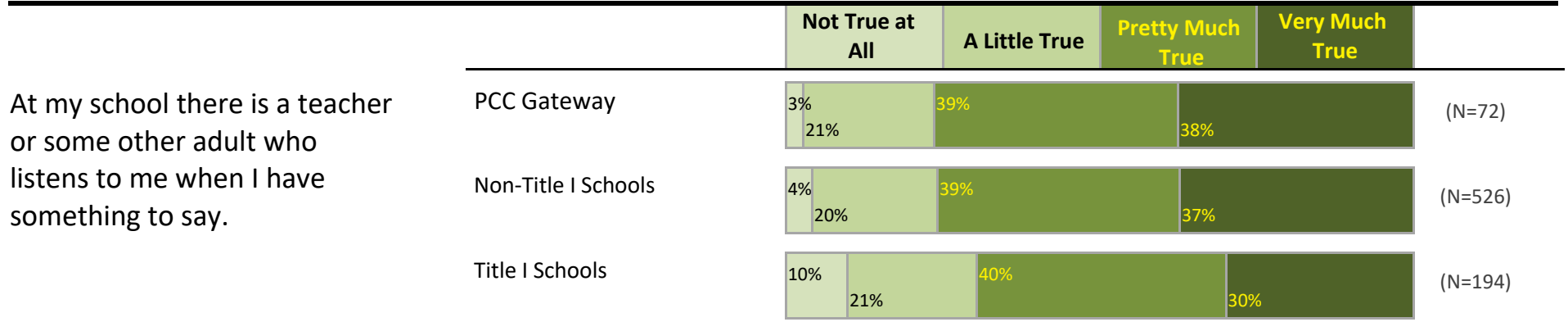
PCC Gateway

Page 11



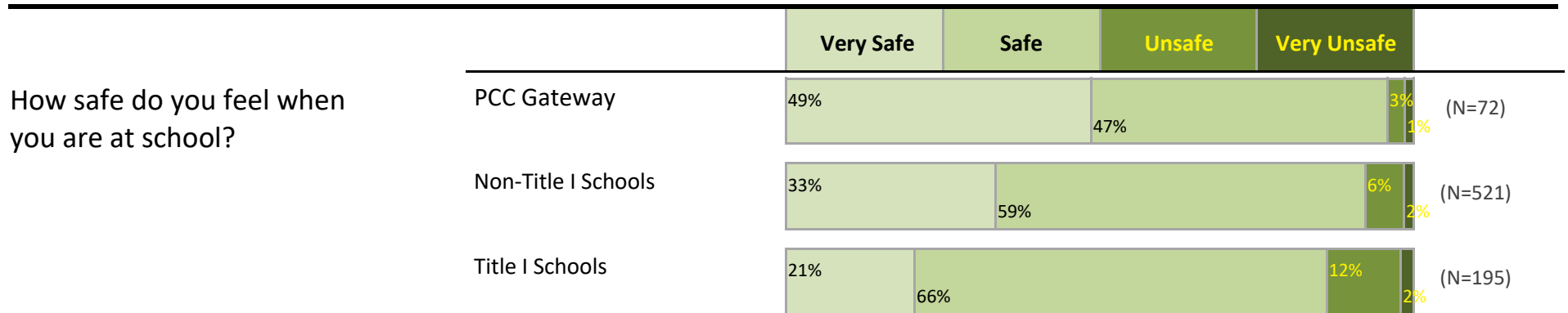


Portland Public Schools Successful Schools Survey High School Student Responses 2016-17

PCC Gateway




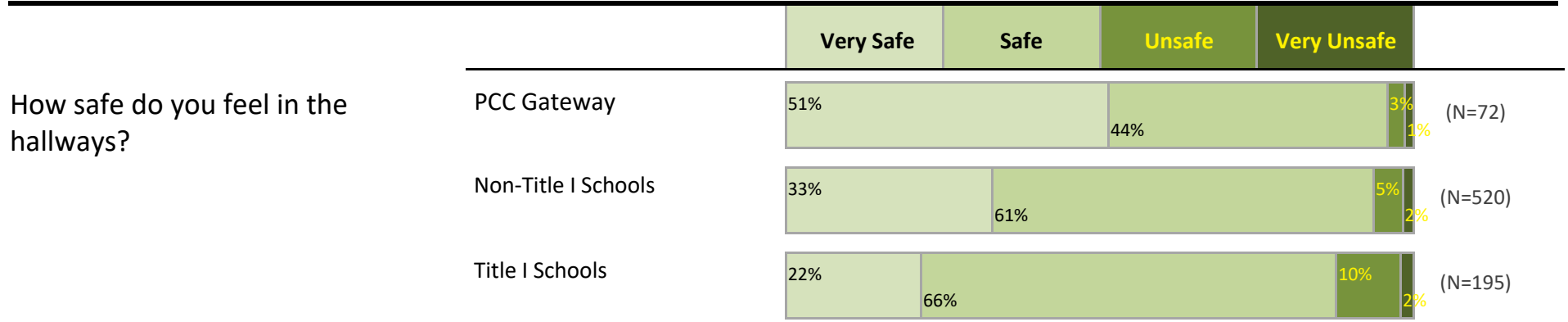
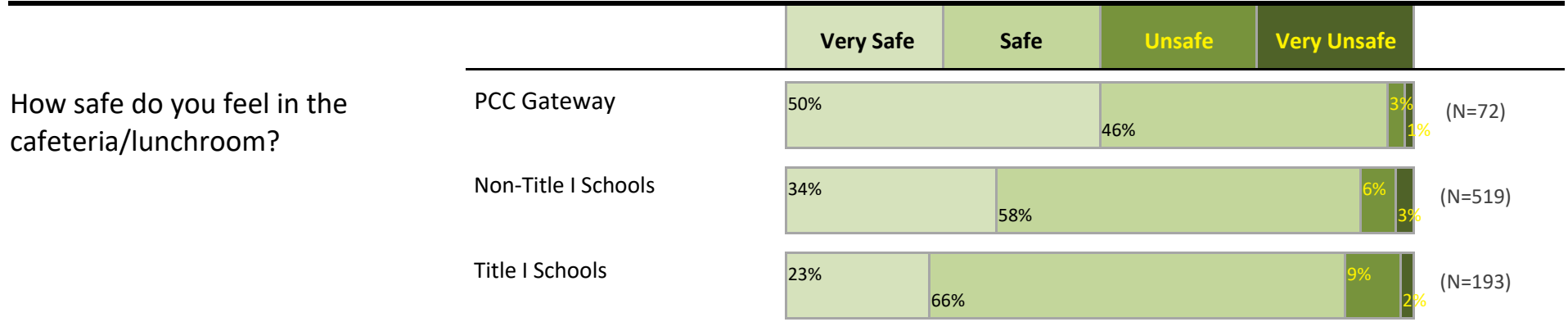
Portland Public Schools Successful Schools Survey

High School Student Responses 2016-17

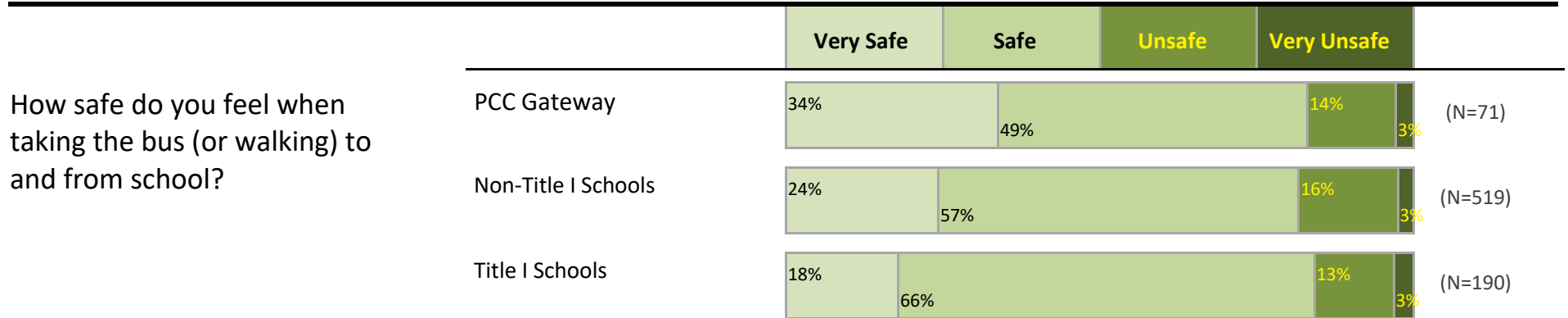
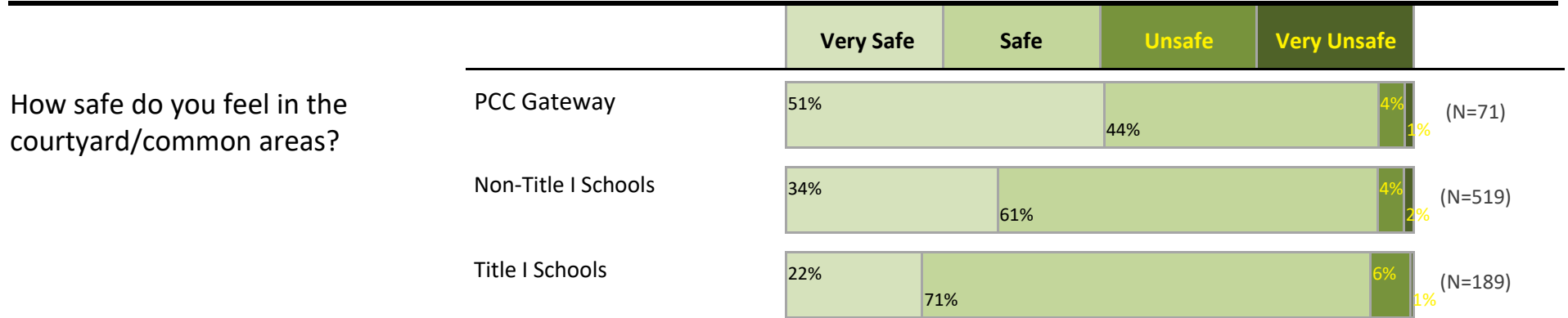
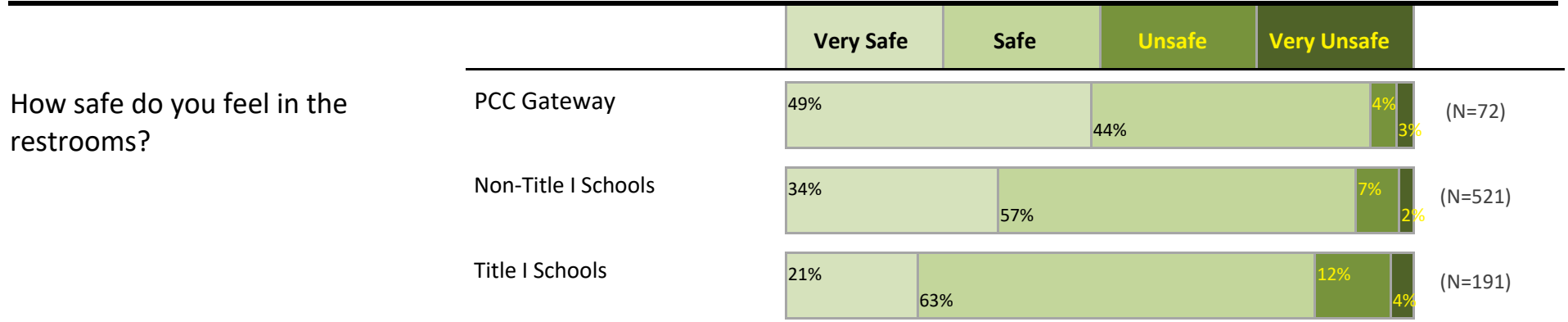


Portland Public Schools Successful Schools Survey

High School Student Responses 2016-17



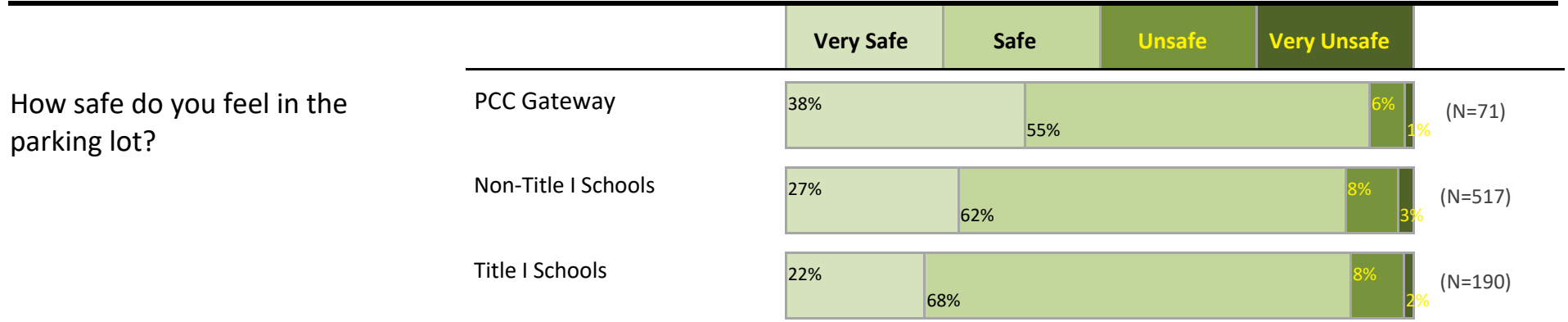


Portland Public Schools Successful Schools Survey High School Student Responses 2016-17



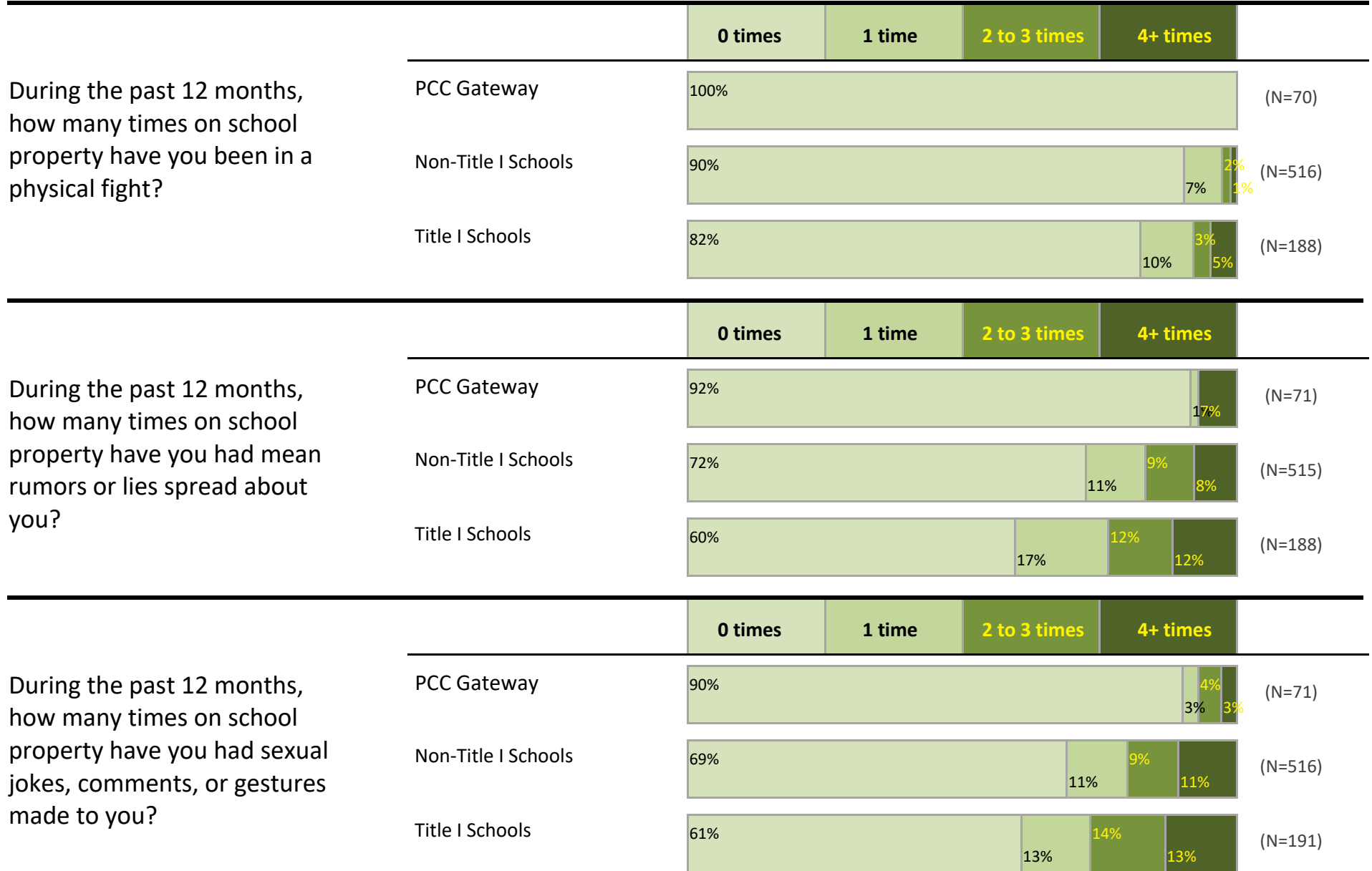
Portland Public Schools Successful Schools Survey

High School Student Responses 2016-17



Portland Public Schools Successful Schools Survey




High School Student Responses 2016-17



Portland Public Schools Successful Schools Survey High School Student Responses 2016-17




PCC Gateway

Page 18






Portland Public Schools Successful Schools Survey High School Student Responses 2016-17

PCC Gateway






Portland Public Schools Successful Schools Survey

High School Student Responses 2016-17






Portland Public Schools Successful Schools Survey

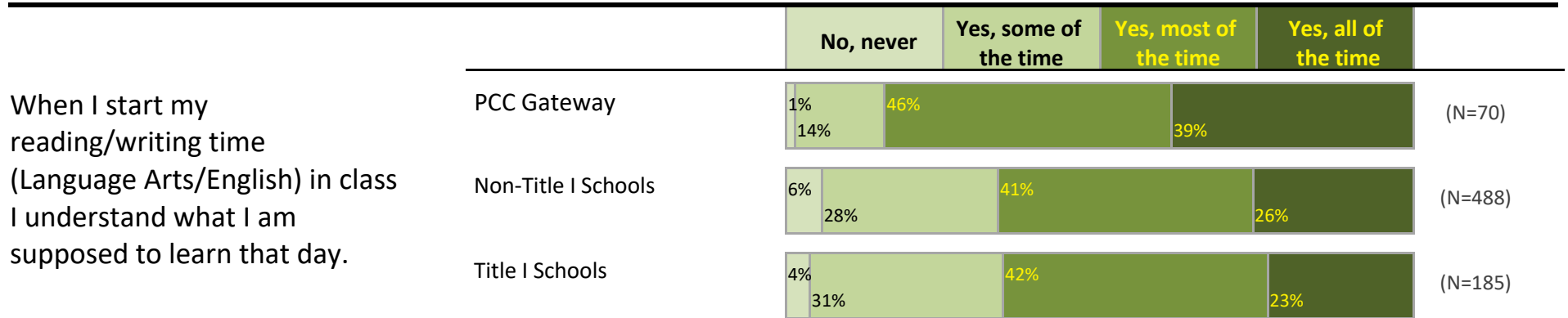
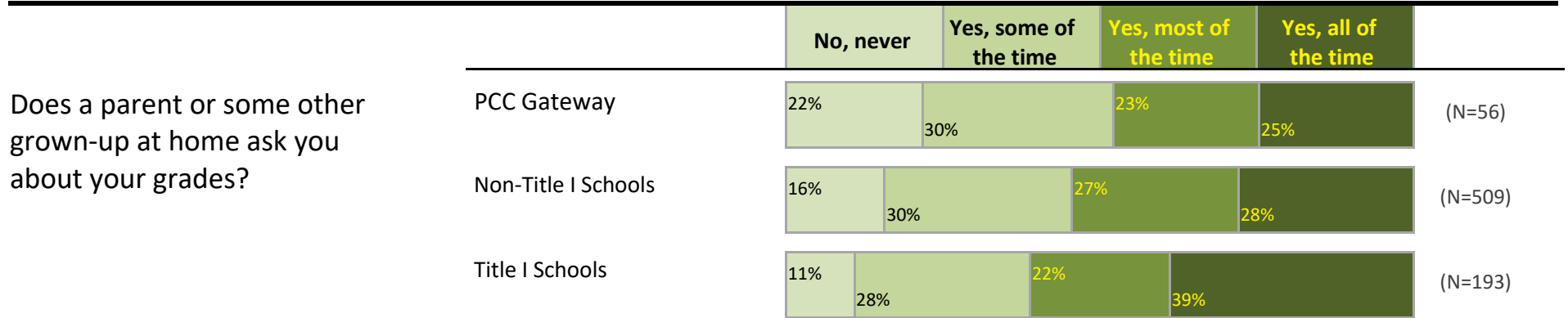

High School Student Responses 2016-17



Portland Public Schools Successful Schools Survey High School Student Responses 2016-17



Portland Public Schools Successful Schools Survey High School Student Responses 2016-17



Portland Public Schools Successful Schools Survey High School Student Responses 2016-17


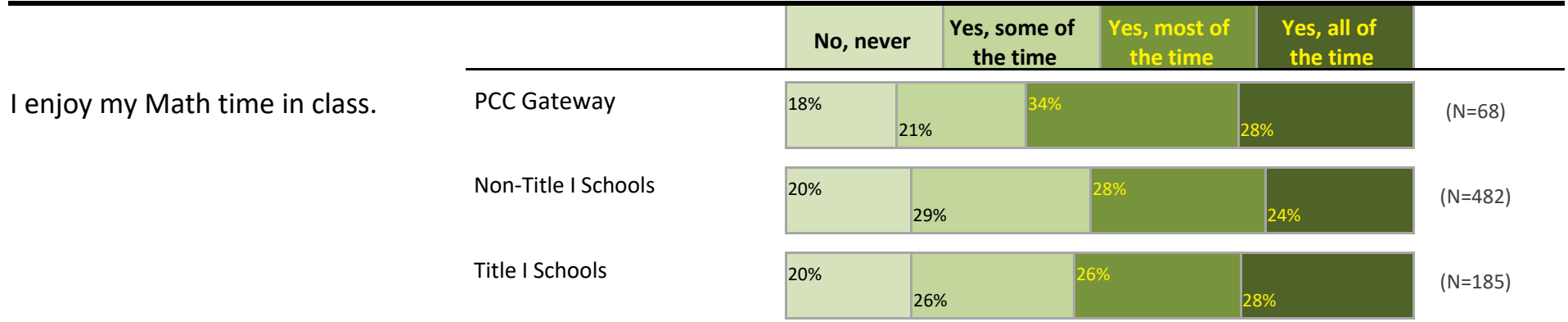
		No, never	Yes, some of the time	Yes, most of the time	Yes, all of the time	
My reading/writing (Language Arts/English) teacher gives me feedback about what I need to focus on or learn next.	PCC Gateway	1% 14%	43%	41%		(N=69)
	Non-Title I Schools	6% 25%	37%	33%		(N=484)
	Title I Schools	3% 28%	42%	28%		(N=185)
		No, never	Yes, some of the time	Yes, most of the time	Yes, all of the time	
My reading/writing (Language Arts/English) report card grades/markings reflect what I am learning.	PCC Gateway	3% 21%	43%	33%		(N=70)
	Non-Title I Schools	13% 27%	34%	25%		(N=485)
	Title I Schools	14% 29%	34%	23%		(N=183)
		No, never	Yes, some of the time	Yes, most of the time	Yes, all of the time	
I enjoy my reading/writing time (Language Arts/English) in class.	PCC Gateway	7% 27%	34%	31%		(N=70)
	Non-Title I Schools	18% 30%	30%	22%		(N=484)
	Title I Schools	13% 37%	31%	20%		(N=186)

Portland Public Schools Successful Schools Survey High School Student Responses 2016-17

		No, never	Yes, some of the time	Yes, most of the time	Yes, all of the time	
When I start my Math time in class I understand what I am supposed to learn that day.	PCC Gateway	3% 19%	30%	48%		(N=69)
	Non-Title I Schools	8% 27%	32%	32%		(N=484)
	Title I Schools	11% 29%	40%	20%		(N=186)
		No, never	Yes, some of the time	Yes, most of the time	Yes, all of the time	
My Math teacher gives me feedback about what I need to focus on or learn next.	PCC Gateway	9% 19%	38%	35%		(N=69)
	Non-Title I Schools	15% 21%	31%	34%		(N=481)
	Title I Schools	13% 25%	35%	26%		(N=186)
		No, never	Yes, some of the time	Yes, most of the time	Yes, all of the time	
My Math report card grades/markings reflect what I am learning.	PCC Gateway	9% 18%	28%	45%		(N=67)
	Non-Title I Schools	13% 24%	29%	34%		(N=483)
	Title I Schools	9% 29%	29%	33%		(N=185)

Portland Public Schools Successful Schools Survey

High School Student Responses 2016-17



Portland Public Schools Successful Schools Survey


High School Student Responses 2016-17

If you are in an immersion program at this school please select your program (Mark all that apply):

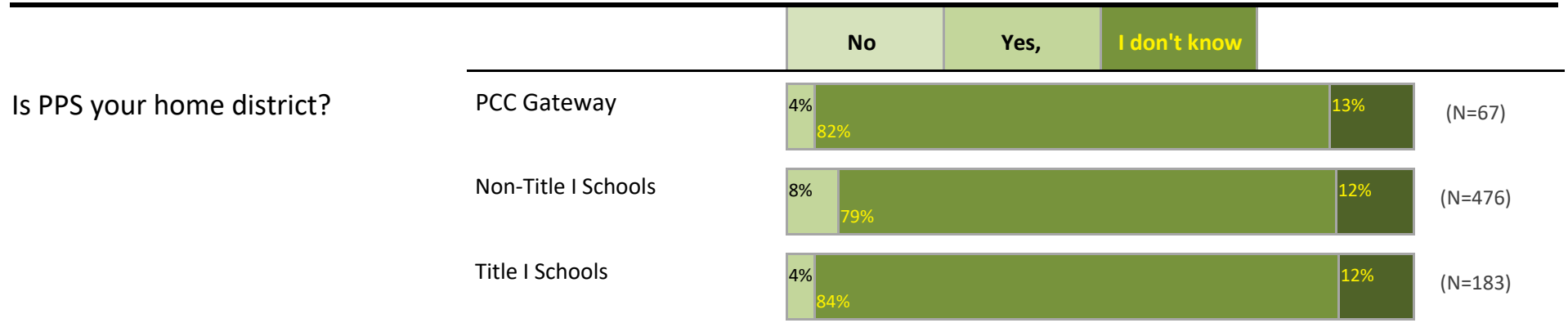
Total Students: 76

(Because students could select more than one category, totals may exceed 100%.)

Chinese Immersion	1%
Japanese Immersion	1%
Russian Immersion	0%
Spanish Immersion	1%
Vietnamese Immersion	1%
Other	7%



Portland Public Schools Successful Schools Survey High School Student Responses 2016-17



How old are you?

**Portland Public Schools Successful Schools Survey
High School Student Responses 2016-17**

Below is a list of terms that people often use to describe their gender. How do you describe your gender?

Total Students: 76

(Because students could select more than one category, totals will exceed 100%.)

Male	33%
Female	45%
Transgender	5%
Gender fluid/Non-binary	9%
Another gender identity not listed	4%

Below is a list of terms that people often use to describe their sexuality or sexual orientation. How do you describe your sexuality or sexual orientation?

Total Students: 76

(Because students could select more than one category, totals will exceed 100%.)

Heterosexual (straight)	43%
Gay	5%
Lesbian	1%
Bisexual	17%
Queer	5%
Not sure or Questioning	0%
Decline to respond	9%
Other	8%
Blank	14%

Portland Public Schools Successful Schools Survey

High School Student Responses 2016-17

What races/ethnicities do you consider yourself?

Total Students: 76

(Because students could select more than one category, totals will exceed 100%.)

African American	4%
African	0%
Burundian	0%
Eritrean	0%
Ethiopian	0%
Somali	1%
Other African	1%
Other Black	
Caribbean Islands	0%
Other Black	0%
American Indian/Alaska Native	0%
Alaska Native	0%
Burns Paiute Tribe	0%
Confederated Tribes of the Coos, Lower Umpqua & Siuslaw Indians	0%
Confederated Tribes of the Grand Ronde Community of Oregon	0%
Confederated Tribes of Siletz Indians	0%
Confederated Tribes of the Umatilla Indian Reservation Indians	0%
Confederated Tribes of Warm Springs	0%
Coquille Indian Tribe	0%

American Indian/Alaska Native (continued)	
Cow Creek Band of Umpqua Tribe of Indians	0%
Klamath Tribes	0%
Other American Indian Tribe/Nation	0%
Native/Indigenous to Canada	0%
Asian	1%
Asian Indian	0%
Burmese	0%
Cambodian	0%
Chinese	3%
Filipino	0%
Hmong	0%
Japanese	1%
Karen	0%
Korean	0%
Laotian	0%
Mien	0%
Nepali	0%
Thai	3%
Tibetan	0%
Vietnamese	0%
Other Asian	1%

Portland Public Schools Successful Schools Survey

High School Student Responses 2016-17

What races/ethnicities do you consider yourself?

Total Students: 76

(Because students could select more than one category, totals will exceed 100%.)

Hispanic/Latino	4%
Caribbean Islands	0%
Central American Countries	3%
Indigenous Mexican, Central American or South American	1%
Mexican	1%
South American Countries	1%
Other Hispanic/Latino	0%
Middle Eastern/North African	1%
Pacific Islander	0%
Chuukese	0%
Guamanian or Chamorro	0%
Micronesian	0%
Native Hawaiian	0%
Samoan	0%
Tongan	0%
Other Pacific Islander	0%
White	53%
Romanian	0%
Russian	1%
Ukrainian	1%
European Countries	14%
Other White	7%
Blank	17%

Portland Public Schools Successful Schools Survey

High School Student Responses 2016-17

Number of Survey Responses by School

Alliance@Benson*	0
Alliance@Meek*	3
Benson	1
Breakthrough School	0
Cleveland	3
Clinton School	0
De Paul	1
Franklin	41
Grant	7
Jefferson*	33
John's Landing	0
Lincoln	71
Madison	0
Metro. Learning Center	0
NAYA Early College Academy	26
Nickerson	0
PCC Gateway	76
PCC YES	46
Portland Youth Builders	25
Roosevelt*	160
Rosemary Anderson	34

SE Works	45
Trillium	0
White Shield	0
Wildflowers	0
Wilson	153
Youth Progress Association	13

Reports were not produced for schools with fewer than 6 responses.

**Title I school in survey year.*