
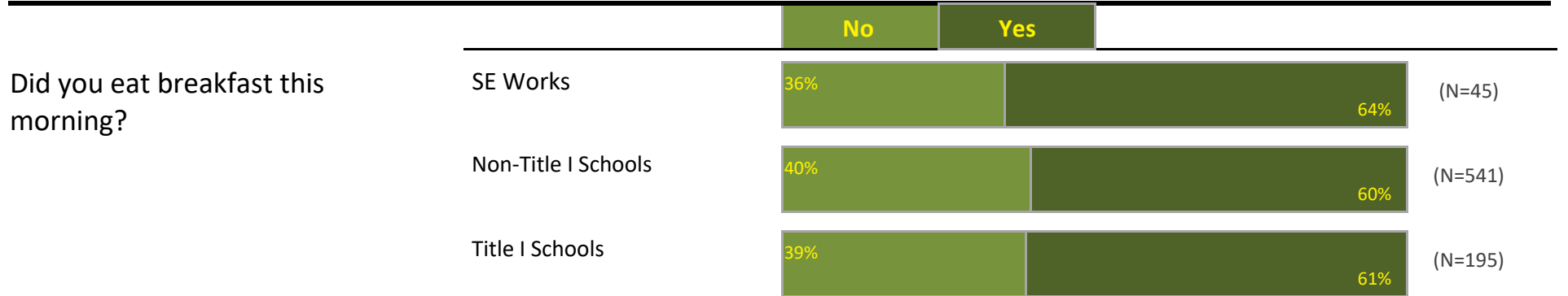
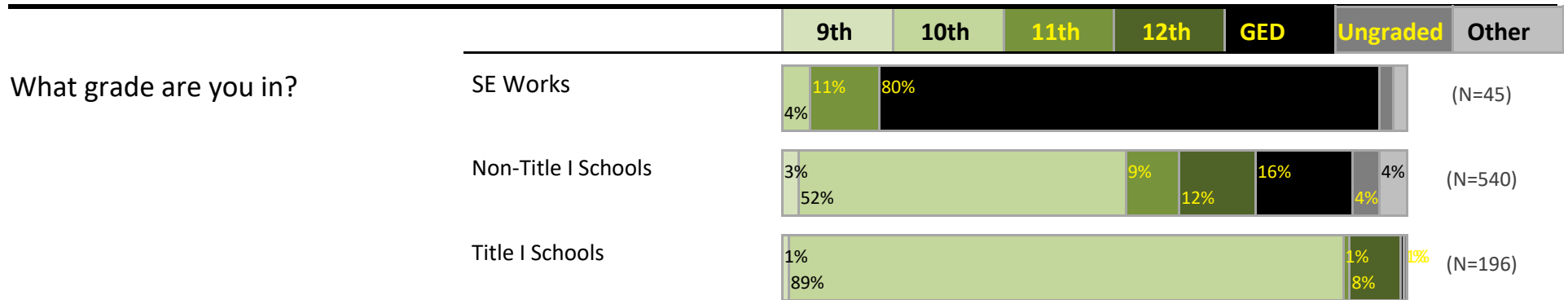


# Portland Public Schools Successful Schools Survey

## High School Student Responses 2016-17

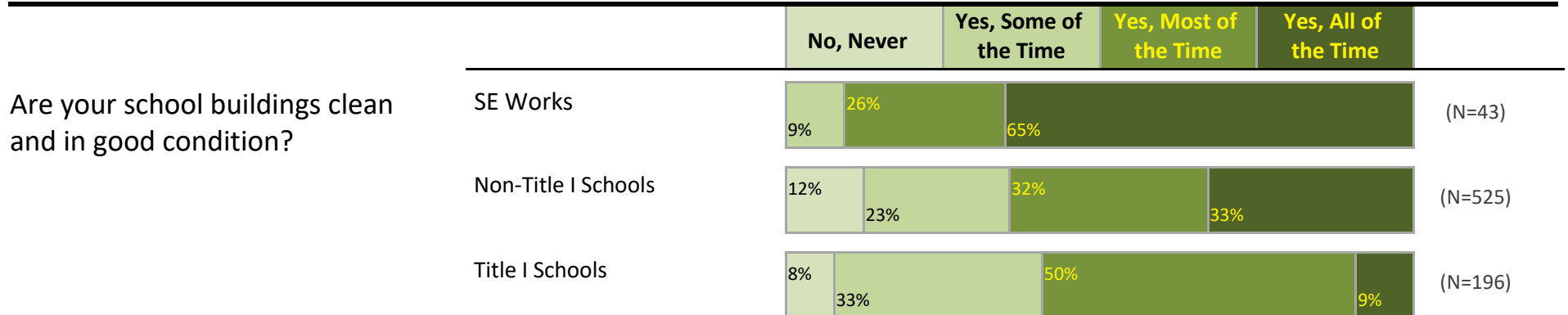
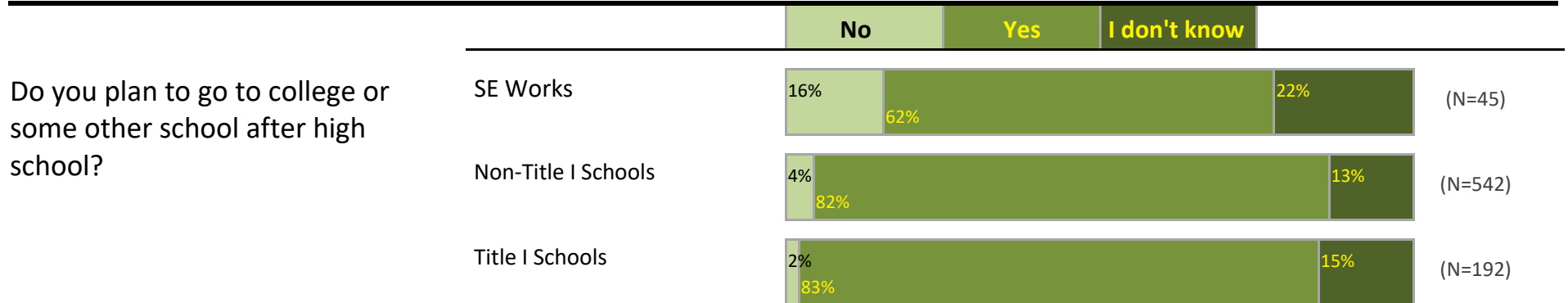
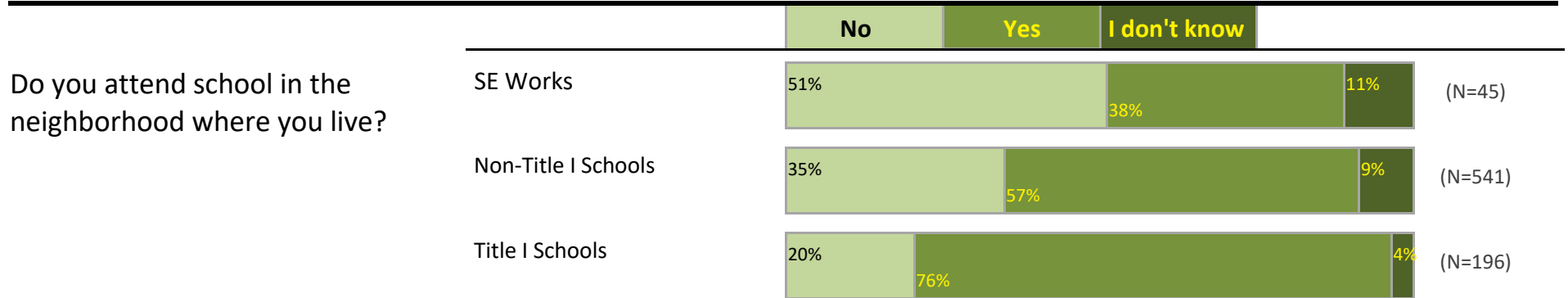
### SE Works



# Portland Public Schools Successful Schools Survey

## High School Student Responses 2016-17


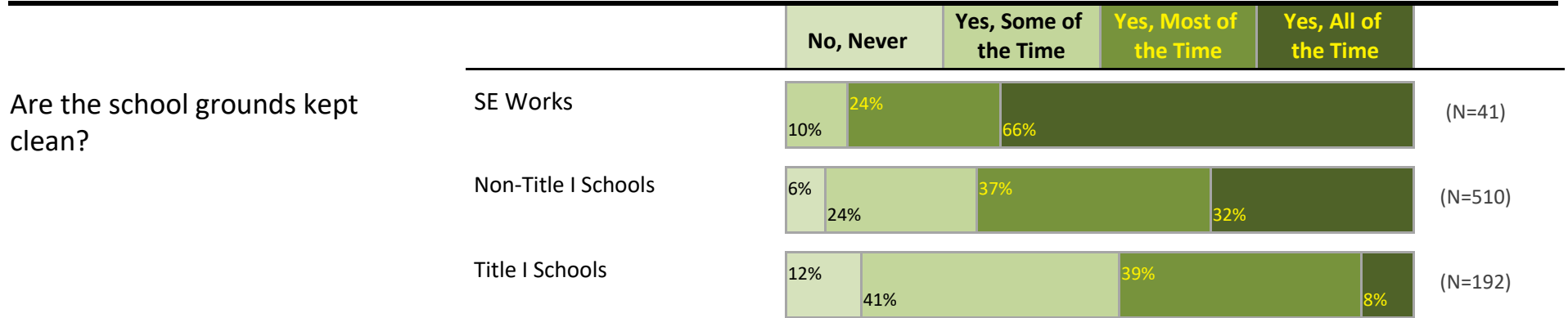
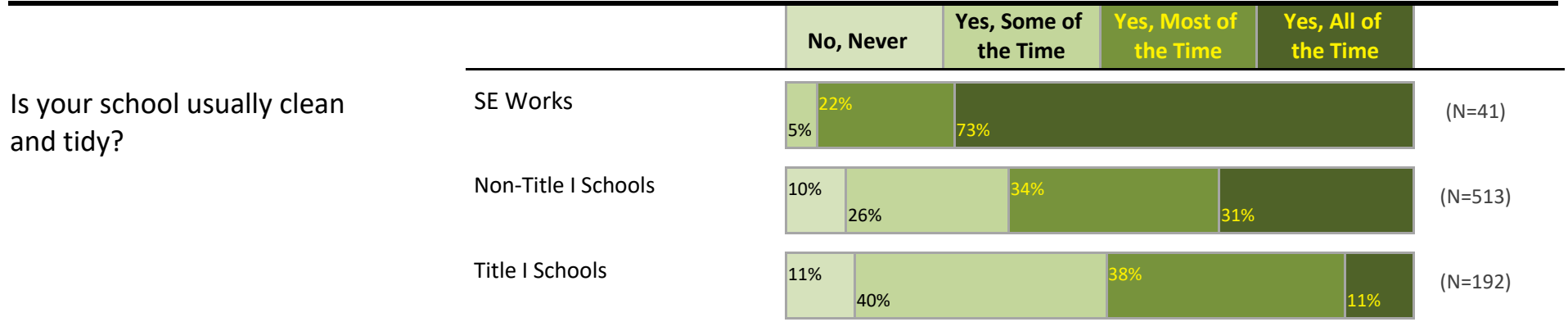
### SE Works



# Portland Public Schools Successful Schools Survey

## High School Student Responses 2016-17

### SE Works



# Portland Public Schools Successful Schools Survey

## High School Student Responses 2016-17

### SE Works

In the past 30 days, did you miss school for any of the following reasons?

Total Students: 45

*(Because students could select more than one category, totals will exceed 100%.)*

Does not apply, I didn't miss any school .....	11%
Illness (feeling physically sick), including problems with breathing or your teeth .....	58%
Felt very sad, hopeless, anxious, stressed, or angry .....	29%
Didn't get enough sleep .....	42%
Didn't feel safe at school .....	0%
Had to work .....	11%
Had to take care of or help a family member or friend .....	27%
Wanted to spend time with friends who don't go to your school .....	13%
Wanted to use alcohol or drugs .....	4%
Were behind in schoolwork or weren't prepared for a test or class assignment .....	4%
Were bored with or uninterested in school .....	7%
Were suspended .....	0%
Other reason .....	4%
Blank .....	2%

## Portland Public Schools Successful Schools Survey High School Student Responses 2016-17

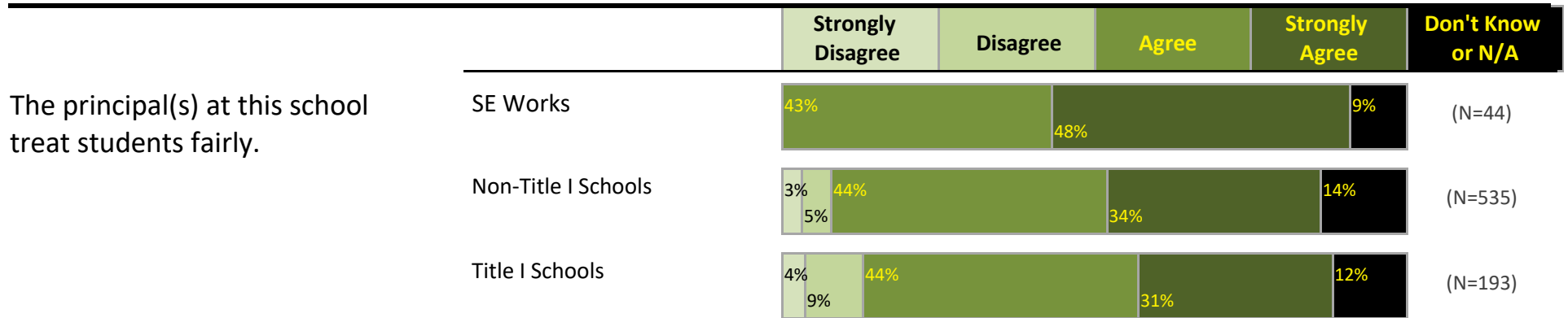
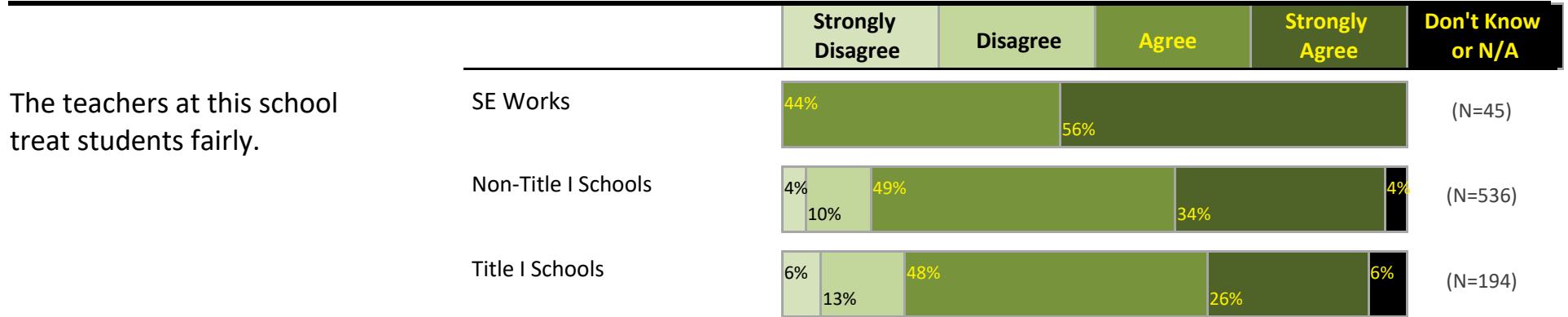
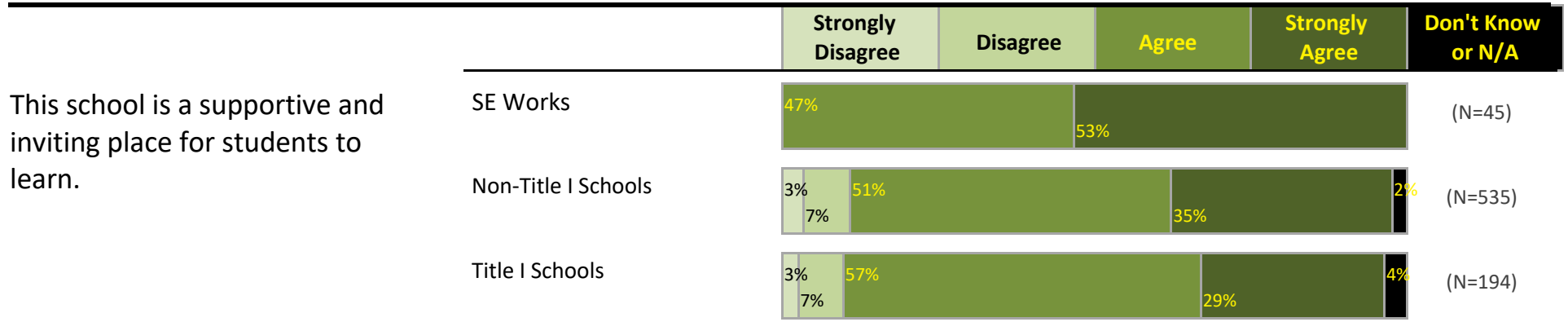
### SE Works

		Strongly Disagree	Disagree	Agree	Strongly Agree	Don't Know or N/A
I feel close to people at this school.	SE Works	7%	18%	48%	18%	9%
	Non-Title I Schools	7%	19%	47%	23%	5%
	Title I Schools	7%	14%	46%	26%	6%
		Strongly Disagree	Disagree	Agree	Strongly Agree	Don't Know or N/A
I am happy to be at this school.	SE Works	2%	51%	47%		
	Non-Title I Schools	4%	10%	50%	32%	4%
	Title I Schools	4%	11%	48%	27%	9%
		Strongly Disagree	Disagree	Agree	Strongly Agree	Don't Know or N/A
I feel like I am part of this school.	SE Works	2%	62%	31%	4%	
	Non-Title I Schools	5%	14%	54%	22%	5%
	Title I Schools	4%	18%	50%	20%	8%

# Portland Public Schools Successful Schools Survey

## High School Student Responses 2016-17

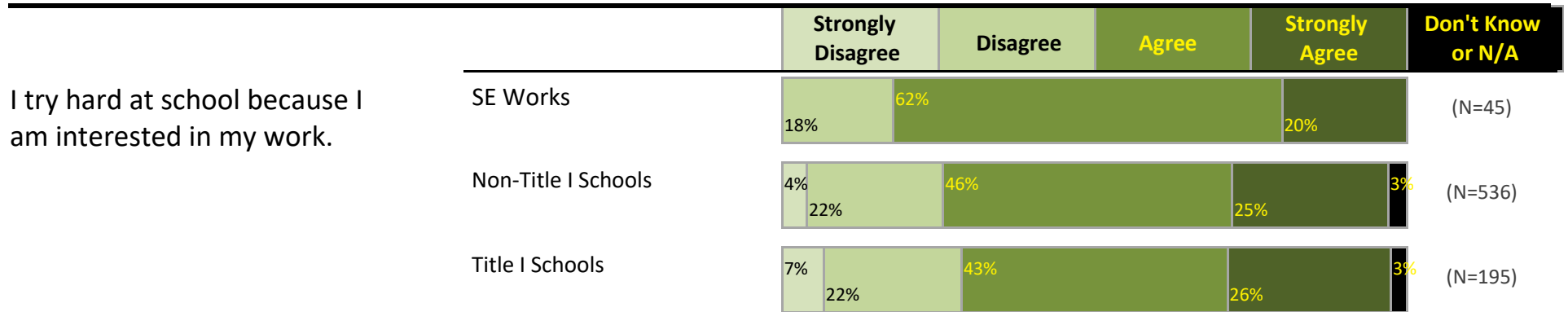
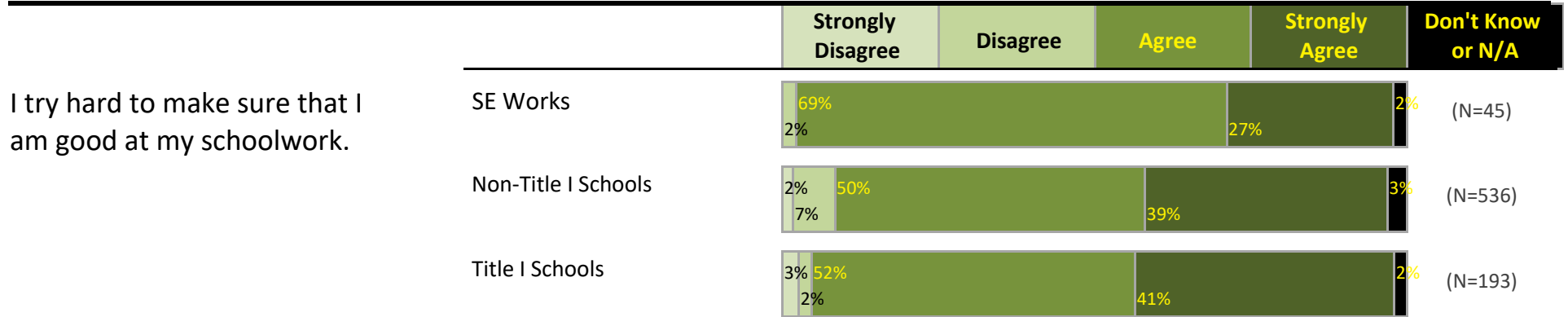
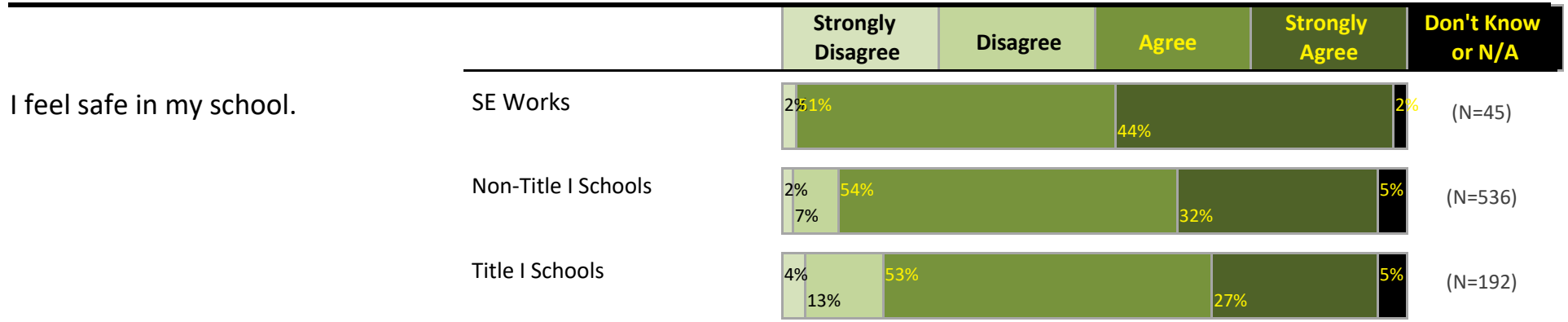
### SE Works



# Portland Public Schools Successful Schools Survey

## High School Student Responses 2016-17

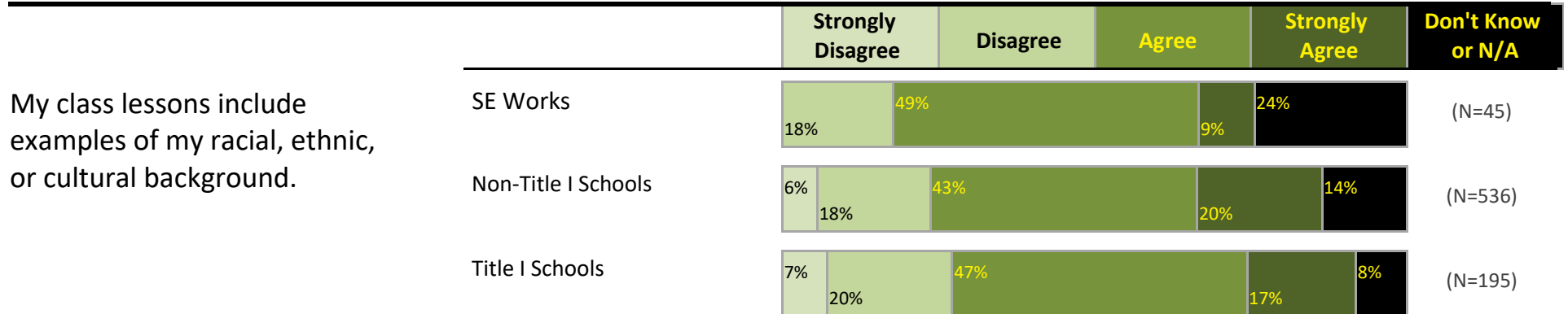
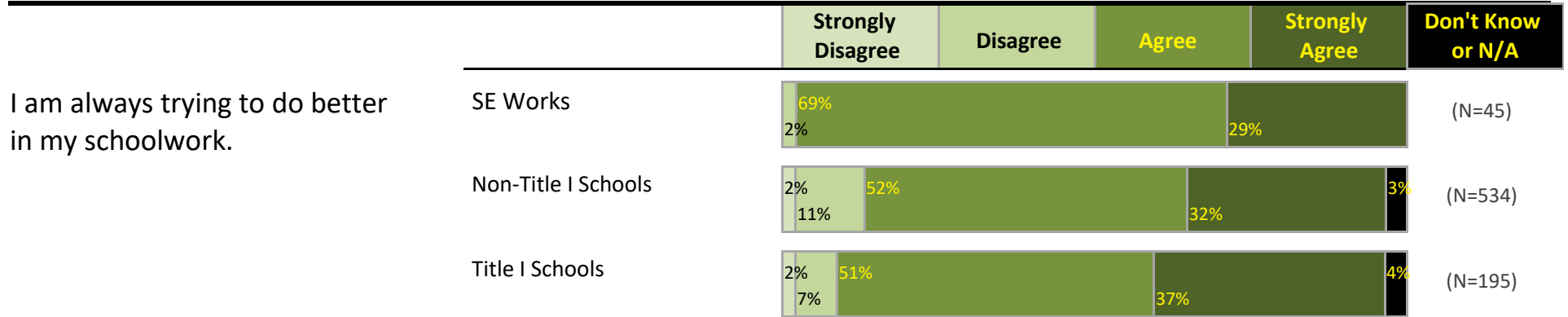
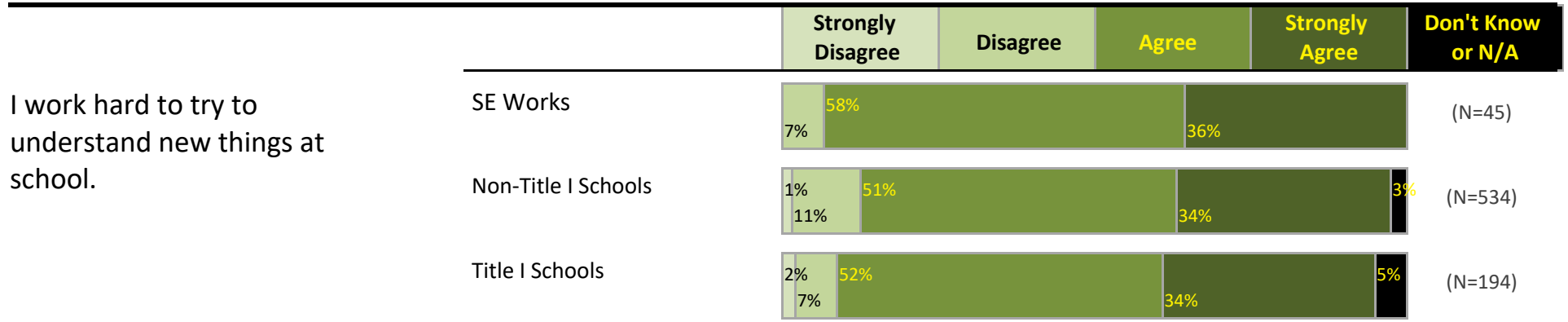
### SE Works



# Portland Public Schools Successful Schools Survey

## High School Student Responses 2016-17

### SE Works

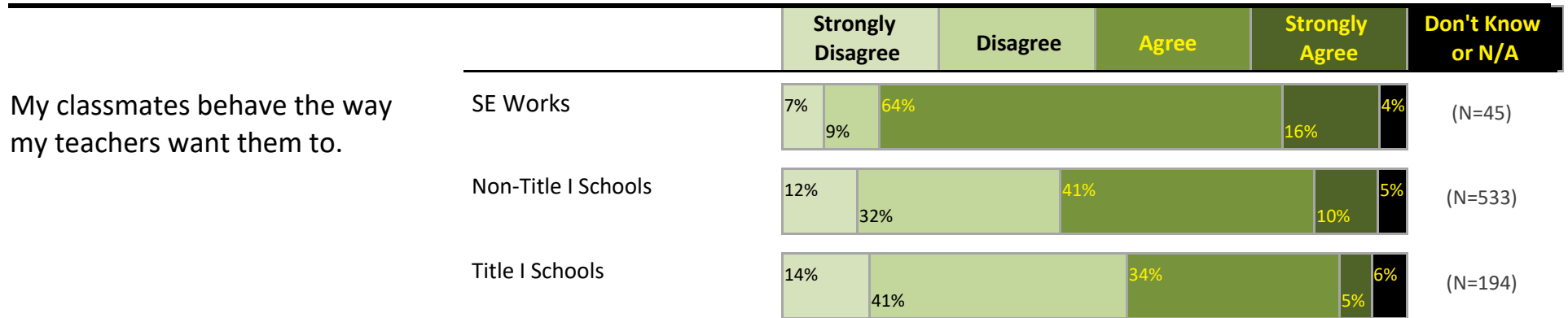
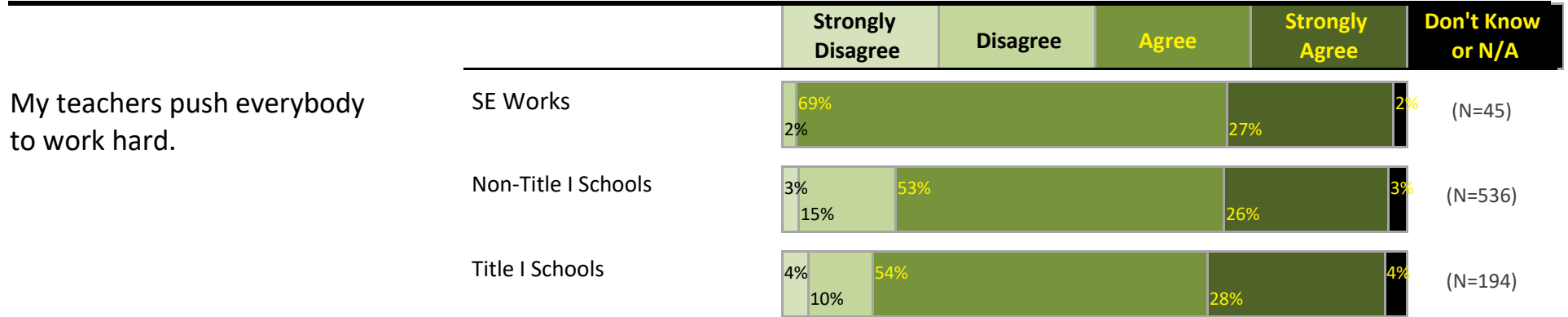
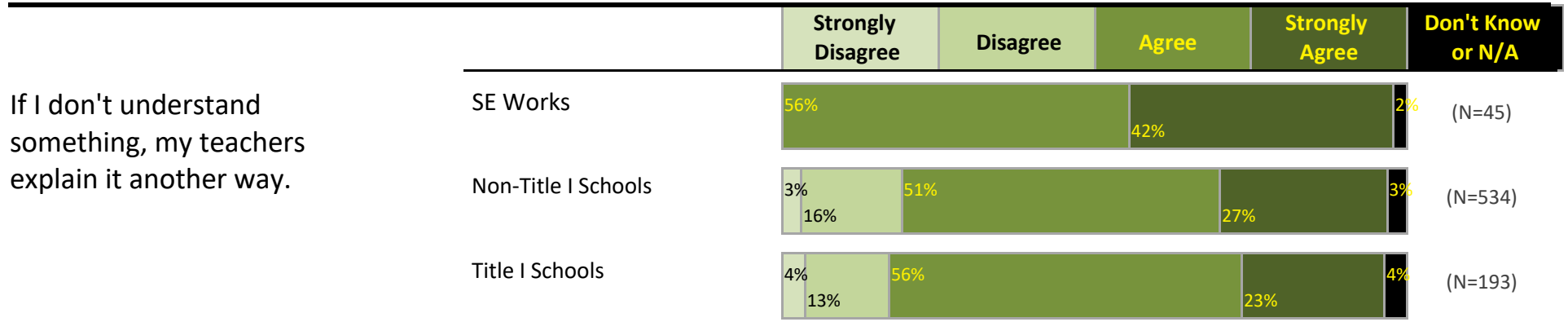




# Portland Public Schools Successful Schools Survey

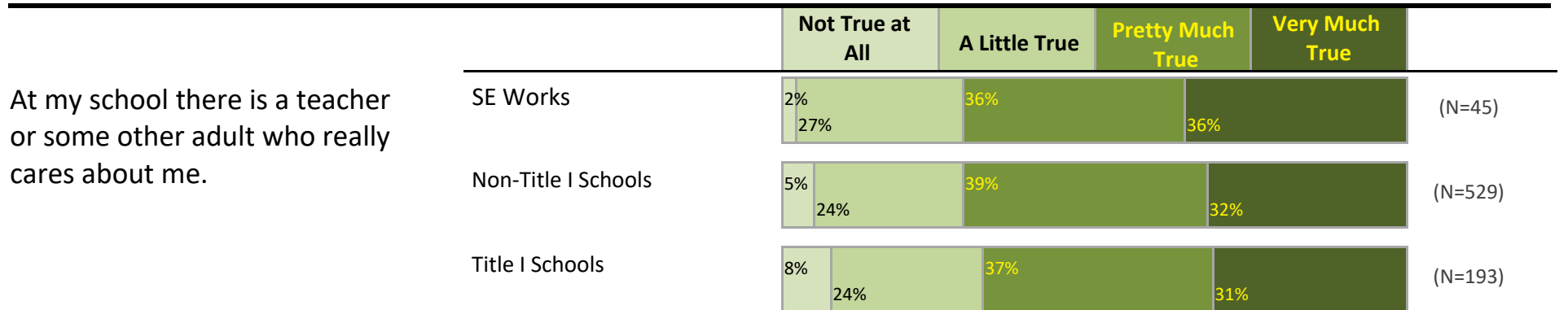


## High School Student Responses 2016-17

### SE Works



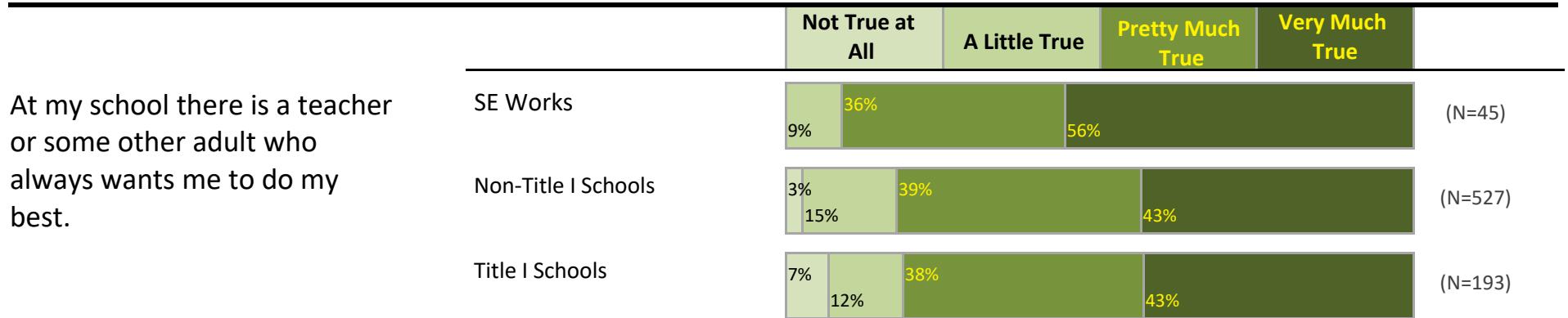
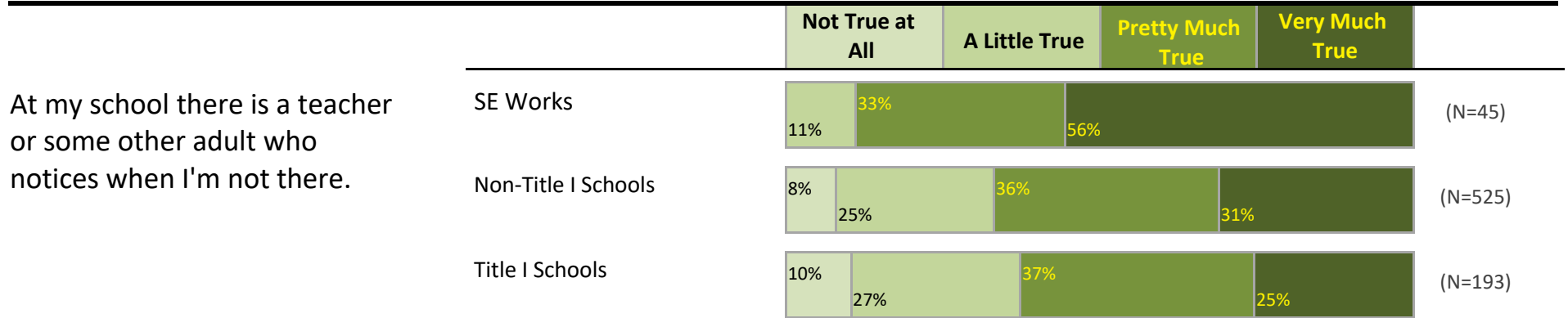
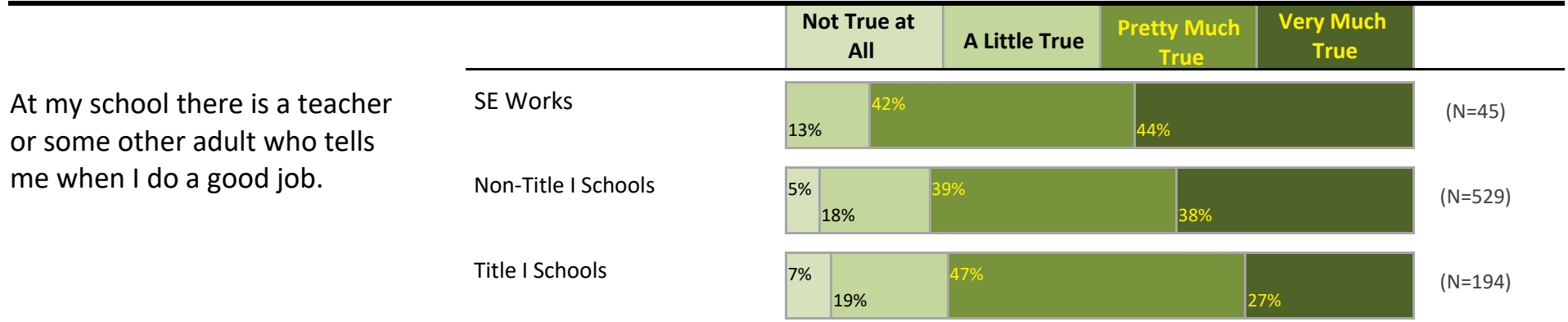
## Portland Public Schools Successful Schools Survey High School Student Responses 2016-17

### SE Works




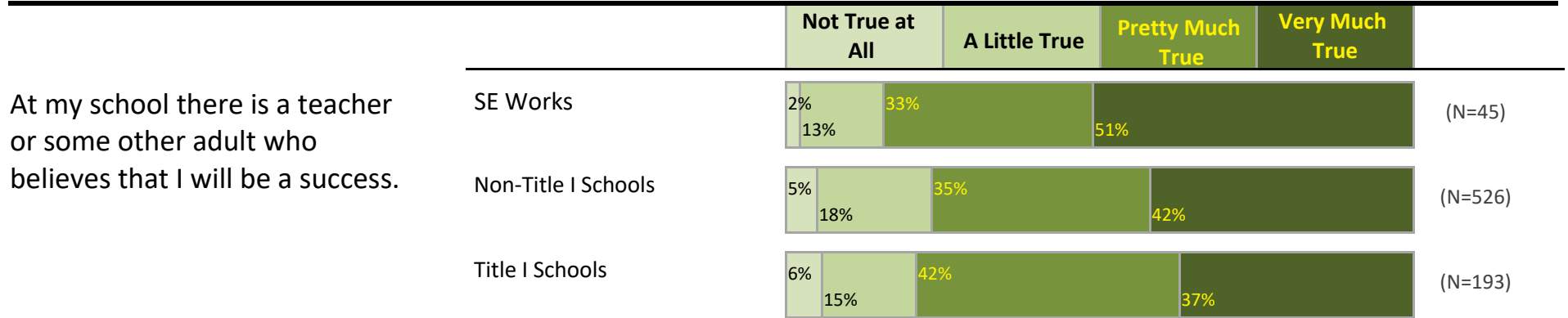
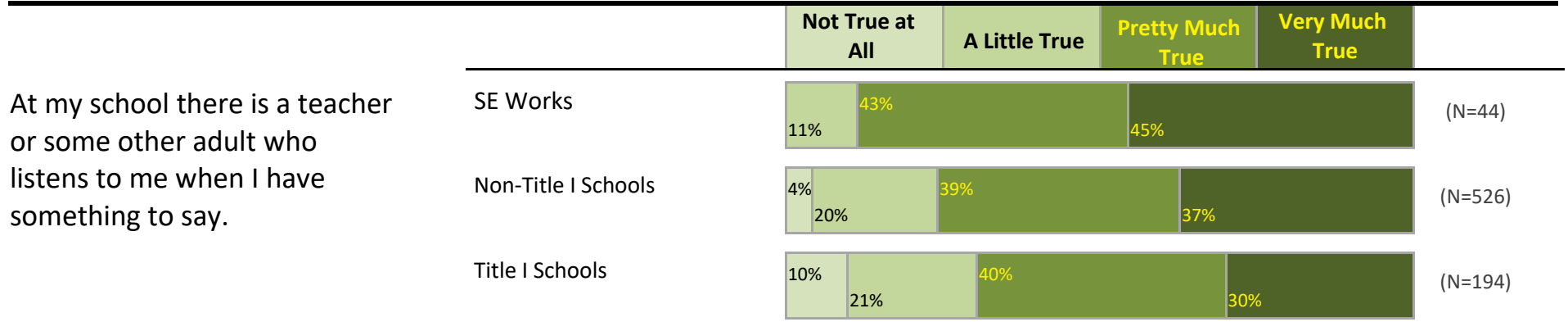
## Portland Public Schools Successful Schools Survey High School Student Responses 2016-17

### SE Works



## Portland Public Schools Successful Schools Survey High School Student Responses 2016-17

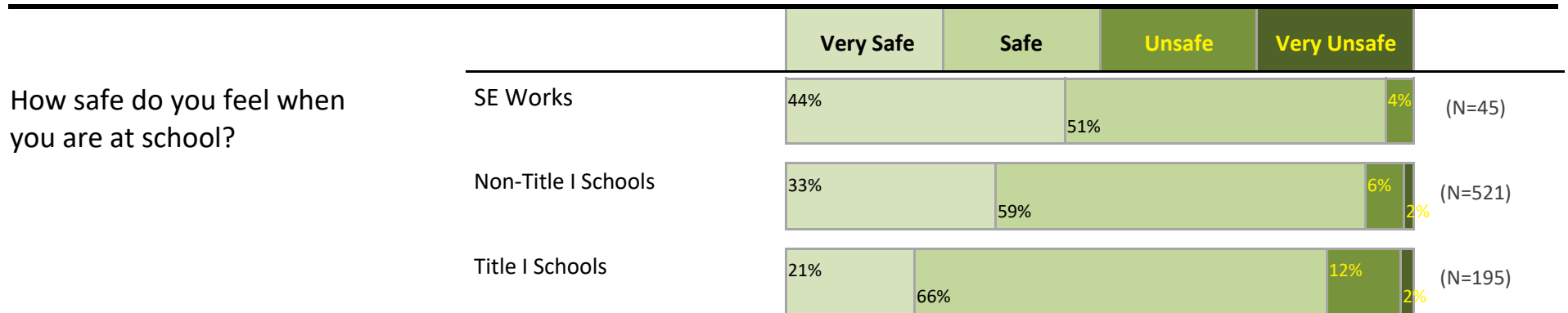


### SE Works



# Portland Public Schools Successful Schools Survey

## High School Student Responses 2016-17


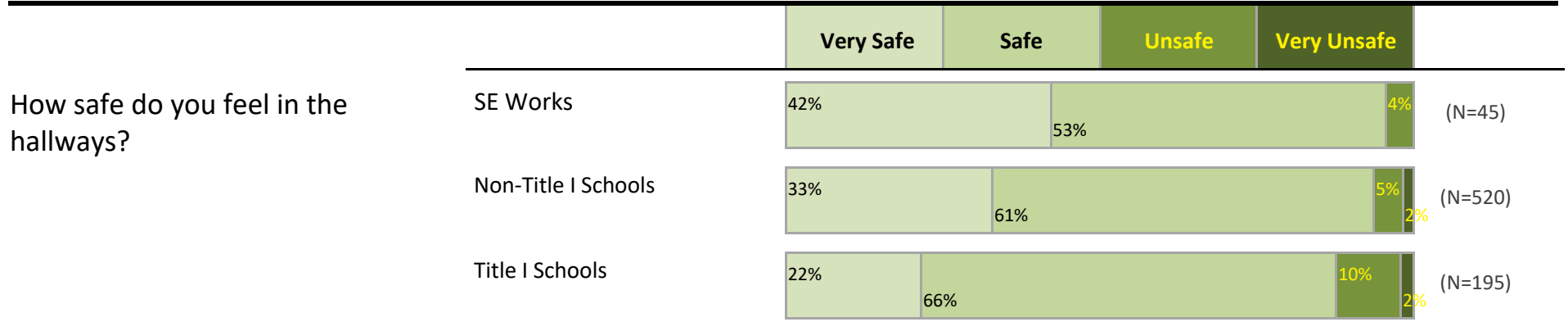
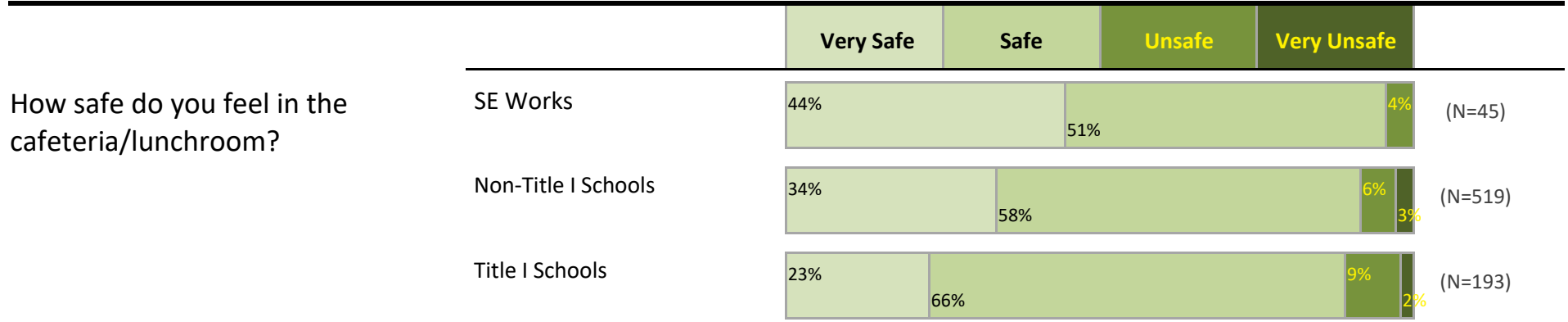
### SE Works



# Portland Public Schools Successful Schools Survey

## High School Student Responses 2016-17


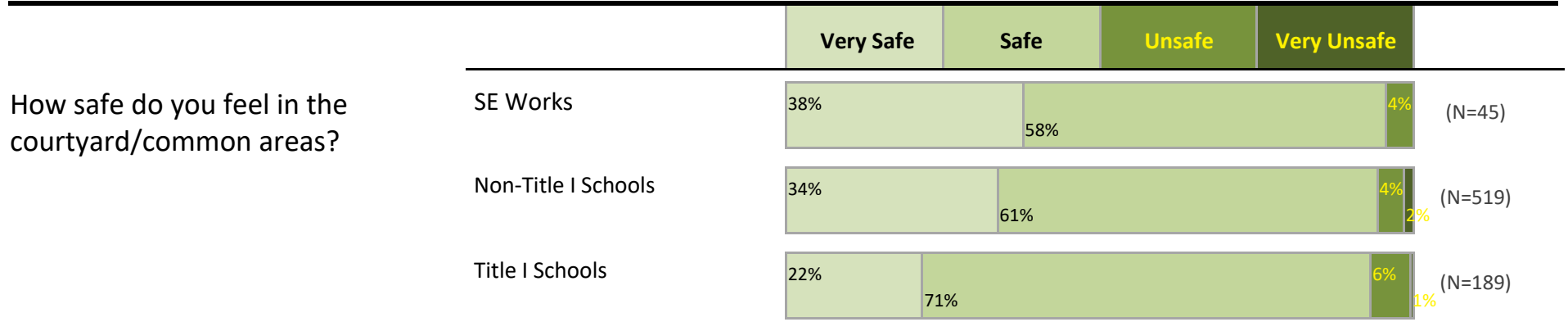
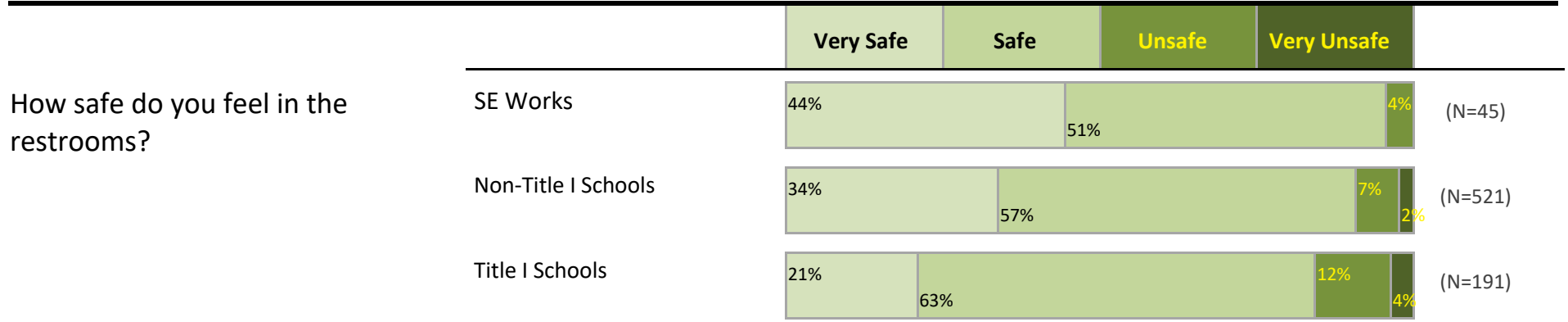
### SE Works



# Portland Public Schools Successful Schools Survey

## High School Student Responses 2016-17



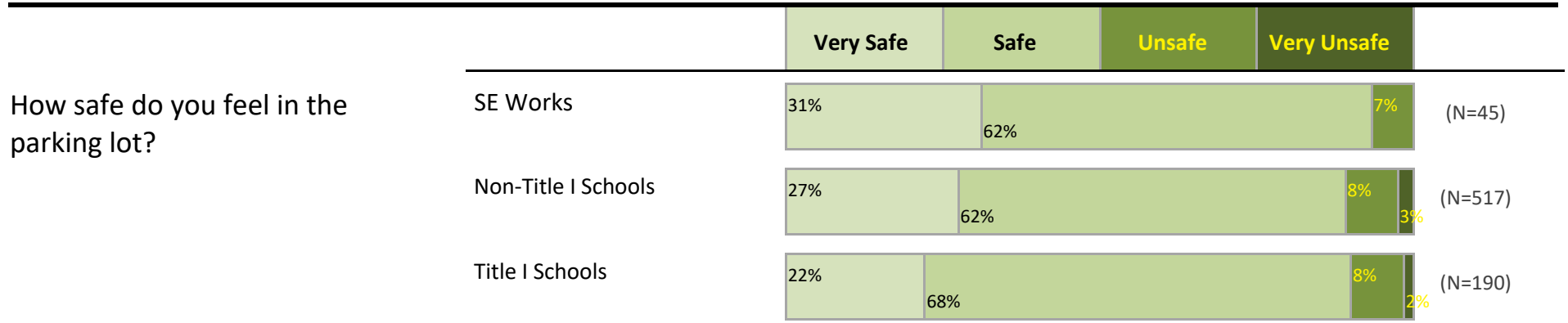
### SE Works



# Portland Public Schools Successful Schools Survey

## High School Student Responses 2016-17

### SE Works








# Portland Public Schools Successful Schools Survey

## High School Student Responses 2016-17




### SE Works



# Portland Public Schools Successful Schools Survey

## High School Student Responses 2016-17




### SE Works



# Portland Public Schools Successful Schools Survey

## High School Student Responses 2016-17




### SE Works



# Portland Public Schools Successful Schools Survey

## High School Student Responses 2016-17




### SE Works



# Portland Public Schools Successful Schools Survey




## High School Student Responses 2016-17

### SE Works



## Portland Public Schools Successful Schools Survey High School Student Responses 2016-17

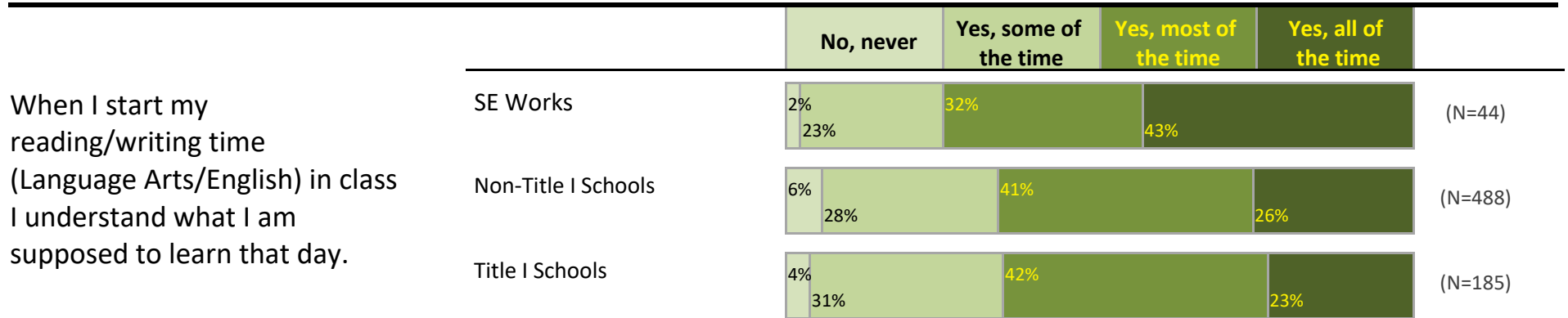
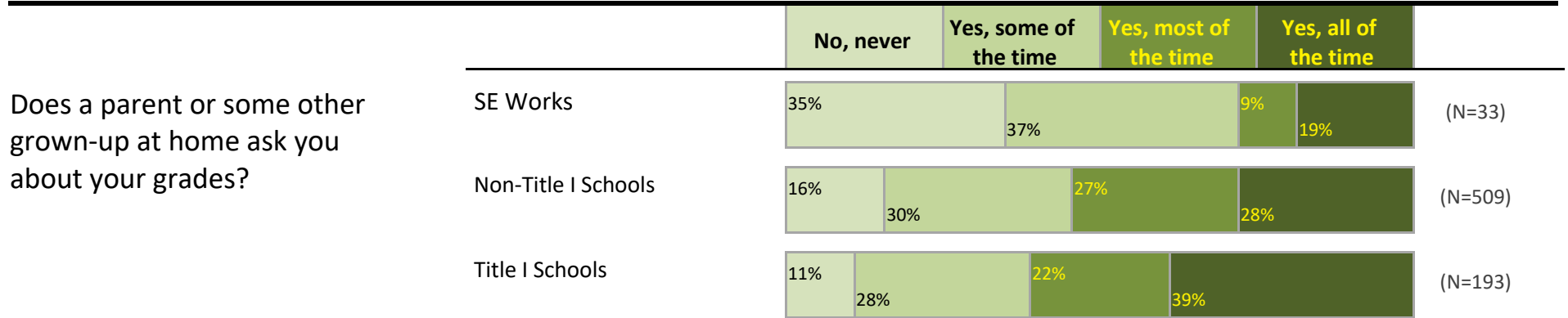

### SE Works



# Portland Public Schools Successful Schools Survey

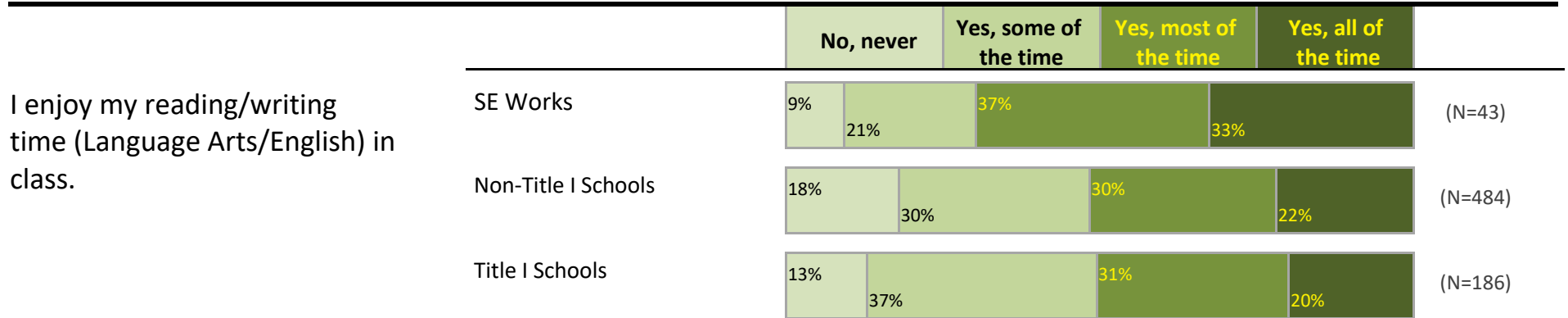
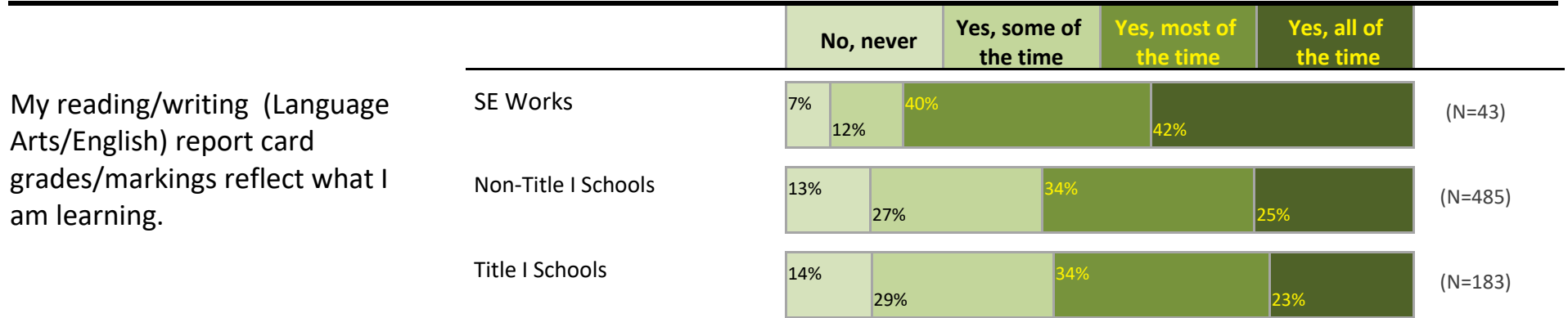
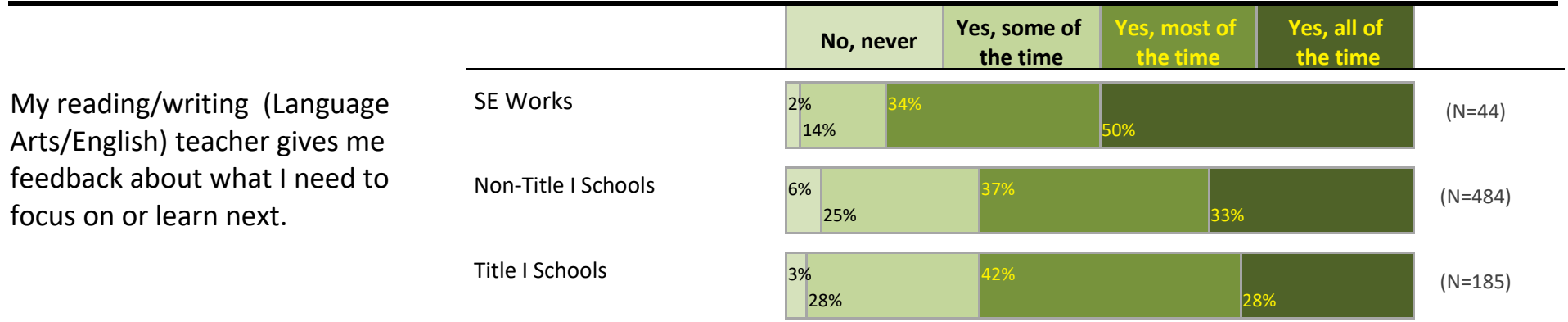
## High School Student Responses 2016-17

### SE Works



## Portland Public Schools Successful Schools Survey High School Student Responses 2016-17

### SE Works






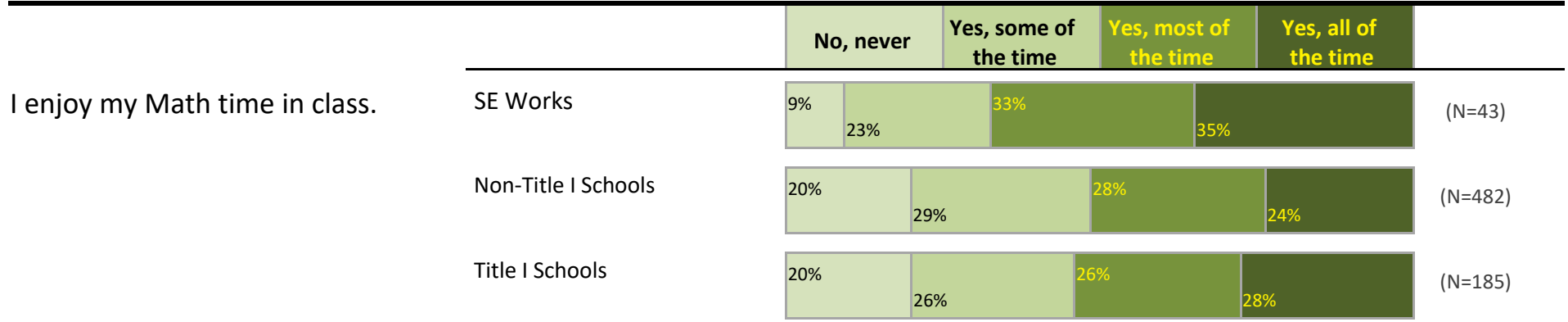
## Portland Public Schools Successful Schools Survey High School Student Responses 2016-17

### SE Works

		No, never	Yes, some of the time	Yes, most of the time	Yes, all of the time	
When I start my Math time in class I understand what I am supposed to learn that day.	SE Works	5%	23%	25%	48%	(N=44)
	Non-Title I Schools	8%	27%	32%	32%	(N=484)
	Title I Schools	11%	29%	40%	20%	(N=186)
		No, never	Yes, some of the time	Yes, most of the time	Yes, all of the time	
My Math teacher gives me feedback about what I need to focus on or learn next.	SE Works	10%	29%	62%		(N=42)
	Non-Title I Schools	15%	21%	31%	34%	(N=481)
	Title I Schools	13%	25%	35%	26%	(N=186)
		No, never	Yes, some of the time	Yes, most of the time	Yes, all of the time	
My Math report card grades/markings reflect what I am learning.	SE Works	11%	14%	25%	50%	(N=44)
	Non-Title I Schools	13%	24%	29%	34%	(N=483)
	Title I Schools	9%	29%	29%	33%	(N=185)

## Portland Public Schools Successful Schools Survey High School Student Responses 2016-17

### SE Works



# Portland Public Schools Successful Schools Survey

## High School Student Responses 2016-17


### SE Works

If you are in an immersion program at this school please select your program (Mark all that apply):

Total Students: 45

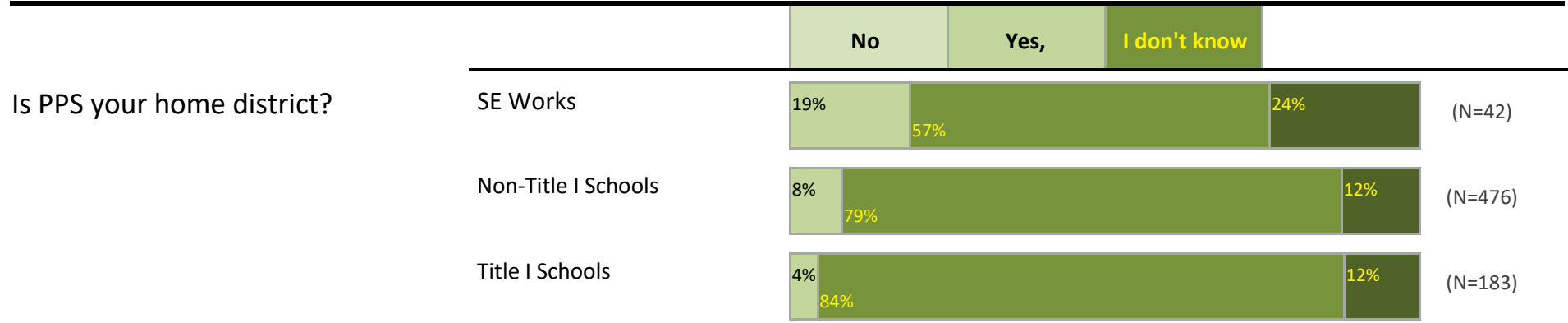
*(Because students could select more than one category, totals may exceed 100%.)*

Chinese Immersion .....	2%
Japanese Immersion .....	2%
Russian Immersion .....	0%
Spanish Immersion .....	0%
Vietnamese Immersion .....	2%
Other .....	7%



# Portland Public Schools Successful Schools Survey High School Student Responses 2016-17

## SE Works



How old are you?

**Portland Public Schools Successful Schools Survey  
High School Student Responses 2016-17**

**SE Works**

Below is a list of terms that people often use to describe their gender. How do you describe your gender?

Total Students: 45

*(Because students could select more than one category, totals will exceed 100%.)*

Male .....	44%
Female .....	42%
Transgender .....	2%
Gender fluid/Non-binary .....	9%
Another gender identity not listed .....	2%

Below is a list of terms that people often use to describe their sexuality or sexual orientation. How do you describe your sexuality or sexual orientation?

Total Students: 45

*(Because students could select more than one category, totals will exceed 100%.)*

Heterosexual (straight) .....	58%
Gay .....	0%
Lesbian .....	2%
Bisexual .....	13%
Queer .....	7%
Not sure or Questioning .....	0%
Decline to respond .....	9%
Other .....	7%
Blank .....	9%

# Portland Public Schools Successful Schools Survey

## High School Student Responses 2016-17

What races/ethnicities do you consider yourself?

Total Students: 45

*(Because students could select more than one category, totals will exceed 100%.)*

African American .....	20%
African .....	0%
Burundian .....	0%
Eritrean .....	0%
Ethiopian .....	0%
Somali .....	0%
Other African .....	4%
Other Black	
Caribbean Islands .....	0%
Other Black .....	0%
American Indian/Alaska Native .....	7%
Alaska Native .....	0%
Burns Paiute Tribe .....	0%
Confederated Tribes of the Coos, Lower Umpqua & Siuslaw Indians .....	0%
Confederated Tribes of the Grand Ronde Community of Oregon .....	0%
Confederated Tribes of Siletz Indians .....	0%
Confederated Tribes of the Umatilla Indian Reservation Indians .....	0%
Confederated Tribes of Warm Springs .....	0%
Coquille Indian Tribe .....	0%

American Indian/Alaska Native (continued)	
Cow Creek Band of Umpqua Tribe of Indians .....	0%
Klamath Tribes .....	2%
Other American Indian Tribe/Nation .....	11%
Native/Indigenous to Canada .....	0%
Asian .....	2%
Asian Indian .....	0%
Burmese .....	0%
Cambodian .....	0%
Chinese .....	2%
Filipino .....	0%
Hmong .....	0%
Japanese .....	2%
Karen .....	0%
Korean .....	0%
Laotian .....	0%
Mien .....	0%
Nepali .....	0%
Thai .....	0%
Tibetan .....	0%
Vietnamese .....	2%
Other Asian .....	2%

# Portland Public Schools Successful Schools Survey

## High School Student Responses 2016-17

What races/ethnicities do you consider yourself?

Total Students: 45

(Because students could select more than one category, totals will exceed 100%.)

Hispanic/Latino .....	4%
Caribbean Islands .....	0%
Central American Countries .....	0%
Indigenous Mexican, Central American or South American .....	0%
Mexican .....	9%
South American Countries .....	2%
Other Hispanic/Latino .....	2%
Middle Eastern/North African .....	0%
Pacific Islander .....	0%
Chuukese .....	0%
Guamanian or Chamorro .....	0%
Micronesian .....	0%
Native Hawaiian .....	0%
Samoan .....	2%
Tongan .....	0%
Other Pacific Islander .....	0%
White .....	47%
Romanian .....	0%
Russian .....	2%
Ukrainian .....	0%
European Countries .....	7%
Other White .....	7%
Blank .....	16%

# Portland Public Schools Successful Schools Survey

## High School Student Responses 2016-17

### Number of Survey Responses by School

Alliance@Benson*	0	SE Works	45
Alliance@Meek*	3	Trillium	0
Benson	1	White Shield	0
Breakthrough School	0	Wildflowers	0
Cleveland	3	Wilson	153
Clinton School	0	Youth Progress Association	13
De Paul	1		
Franklin	41		
Grant	7		
Jefferson*	33		
John's Landing	0		
Lincoln	71		
Madison	0		
Metro. Learning Center	0		
NAYA Early College Academy	26		
Nickerson	0		
PCC Gateway	76		
PCC YES	46		
Portland Youth Builders	25		
Roosevelt*	160		
Rosemary Anderson	34		

*Reports were not produced for schools with fewer than 6 responses.*

*\*Title I school in survey year.*