



PPS PARTNER CONNECT— Introduction to Your Portal

Purpose of Portal: Your Partner Connect Portal enables you to manage your profile, access PPS CTE Career Learning information and view details on schools and programs. The Portal is intended to provide you with a single authoritative tool for partnering with our high schools and CTE programs, and enable us to more effectively communicate information about potential opportunities .

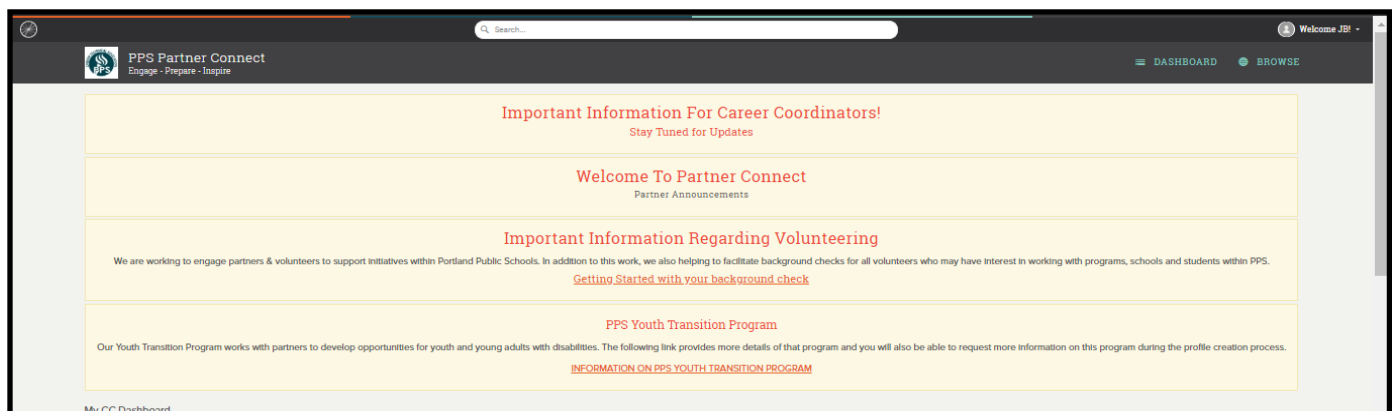
Basics: The portal can be accessed by navigating to <https://www.pps.net/domain/4443> . This is a mobile enabled website affording you access to your portal on the go with functionality mirroring the desktop browser version.

Navigation: The upper portion of your portal dashboard (shaded yellow) is reserved for site-wide announcements. These will be periodically updated and will reflect the latest CTE news, opportunities to get involved and links to support resources to help you better understand and utilize your Partner Connect Portal.

The **Search** function appears at the very top of the page. This enables users to search by key words for resources in the system. During the early phase of this launch this will not be too applicable, but as we surface more opportunities to get involved this will be handy tool to locate relevant information quickly.

The **Dashboard** menu in the upper right provides a quick way to jump directly to an element of your portal dashboard. As additional information is populated in the coming months this will become a useful tool to efficiently navigate your portal homepage.

Browse menu will be covered in more detail in a future guide, but does provide criteria-based filtering capabilities of all resources you have permissions to view in the platform. Again, as more resources are added that are relevant to partners this function will be useful for organizing and categorizing resources.



Below the site-wide announcement area (shaded in yellow) are the admin configured filters/trackers designed to display content and information from the system to our various user audiences. With this initial launch of the partner portal we've simplified these into a few basic items, but as we release more information to partners you will see periodic additions of relevant filters/trackers.

ENGAGE— PREPARE — INSPIRE


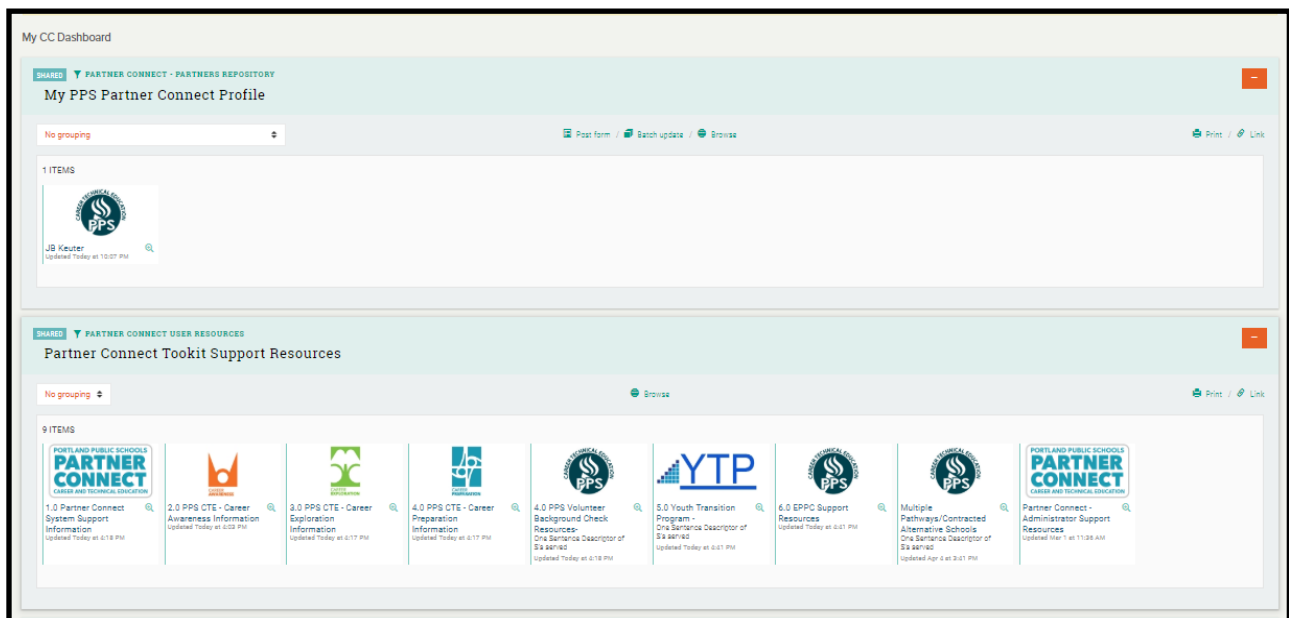
The District is committed to equal opportunity and nondiscrimination in all its educational and employment activities. The District prohibits discrimination based on race; national or ethnic origin; color; sex; religion; age; sexual orientation; gender expression or identity; pregnancy; marital status; familial status; economic status or source of income; mental or physical disability or perceived disability; or military service.



PPS Partner Connect—Getting Started Guide

By default your portal dashboard will have few pre-created trackers/filters. (Outline below)

- **My PPS Partner Connect Profile** filter contains your editable profile. You can click on it to edit your profile and also drag and drop an image to replace the current PPS Logo.
- **Partner Connect Toolkit Support Resources** tracker/filter is comprised of informational resources on to help you better understand and utilize Partner Connect, as well as information on Career Related Learning experiences and programs we support.
- **High School Profiles tracker/filter** is comprised of basic information about our high schools including CTE Programs and contact information of the career coordinator at each of our respective high schools. They are your primary point of contact at our high schools and serve as a key liaison between CTE Techers and Business/Industry partners.



Future Development: In the coming months we will be adding elements to your dashboard that will provide insight into school-based opportunities, tools for tracking your involvement, data views on partnerships and PPS Career Learning, and functionality to enhance communication and collaboration.