



RAISING DIGITALLY RESPONSIBLE YOUTH

A Parent's Guide



Ministry of
Education

CONTENTS

Introduction	2
General Digital Parenting Tips	3
The Essentials	5
Social Media Apps to Know	7
Snapchat	6-10
Instagram	11-13
YouTube	14-16
YouTube Kids	16
Musical.ly	17
Live.ly	19
Sarahah	19
Kik	20
Geo-locational Dangers	20-21
Video Games	22 -24
Roblox	24-25
Minecraft	27-29
Vault Apps	30
Youth Lingo	31-32



Introduction

With society heading in a direction of being constantly connected to technology, what do we need to know as parents to protect our children and teach them responsible and appropriate uses of technology? The parameters of rules and expectations that you put in place at home will undoubtedly guide their behaviour in the years to come.

Given the fact that technology has entered our lives at such a rapid pace and continues to evolve, raising our children in a digital era can seem overwhelming at times. The reality is that apps and technological devices will change, but the behaviour stays the same. Moderation is key to managing technology use in our homes. It does not need to be an all or nothing approach, with either absolute prohibition or full unchecked usage.

It is beneficial to maintain an open, transparent, and ongoing dialogue with our children regarding the internet, technology, social media, and video games. Remaining approachable could be the difference between whether they decide to come to us when issues or uncomfortable situations arise rather than feeling alone in the process or going to their peers instead.

Technology is here to stay, whether we like it or not. The reality of today's students in grades 11 and 12 is that their digital reputation or how they choose to represent themselves online is being evaluated and assessed by future employers or admissions departments. The goal of this parent guide is to help introduce the major social media platforms and games that are either being used already or have potential to be used by our children.

Stay the course. We want to prepare our children for their tech-infused futures and walk down this digital journey alongside them. Good luck!



General Digital Parenting Tips:

- Keep phones and devices out of their bedroom. Sleep is important for growth! If possible, have a central charging station for all portable household digital devices (e.g. our master room, kitchen table)
- Know their passwords – it's our parental right. You paid for the devices and should be able to randomly spot-check them at any point in time
- Do your homework! Download the app first and try it out, play around with it and do your research. If your child already has the app or the game, ask them to teach you about it!
- Put tape or a sticky over the laptop or iPad camera when not in use.



- Try to build a culture of openness and trust in establishing a two-way dialogue about technology and social media. You want to be approachable **when** (not if) an issue comes up in their digital lives
 - Technology isn't going anywhere, try to introduce technology into your home and your childrens' lives at a pace you feel comfortable relative to their age group. Enforce moderation and balance instead of eternal prohibition
- We are not our child's best friend! We are responsible for ensuring their safety in the offline and online world
 - Google yourself and your family, address, emails, phone numbers, social media usernames – see what shows up before others do
 - Remind them of the permanence of anything posted online or sent electronically

The Essentials



Hashtag:

A hashtag is a symbol (#) added before a word that turns that word into a searchable category indexed by the social media network and becomes discoverable by other users. Instagram and Twitter are the primary platforms where hashtags are used. Hashtags are a way of making it easier to find, follow, and contribute to a conversation.



Username:

A username is a unique online identity that is chosen to represent someone online or on social media. Most platforms make you choose a username when you create the account.



Passwords:

We all know the challenge of trying to remember our password for a website or an app and it's easy to fall into habits of using the exact same passwords, easy ones, for all of our logins. This is a dangerous practice, especially if it is something easily guessable such as a dog or our kid's name and their birthday!

We should remind our children **not to share their passwords with their friends!** This is the number 1 reason behind accounts getting "hacked".

Use different passwords for different sites and build strong ones: mix of numbers, letters, and special characters (!@#\$\$%^&*).

These are the most common passwords statistically used around the world (based on data breaches).

If any of these are yours – change them!

1. password

2. 12345

3. 123456789

4. qwerty

(partial top line of the keyboard)

5. qwertyuiop

(top line of the keyboard)

6. letmein

7. abc123

8. 111111

9. welcome

10. football



HINT: Try a password manager! There are many free apps available. A password manager stores all of your passwords in one secure location – in other words, you only need to remember **a single** (difficult and complex) **master password**.

Social Media Apps To Know



Snapchat (“Snap”)



Since its release in 2011, Snapchat has remained to this day the most popular social media application that our youth are using to communicate and share their digital lives with each other. Snapchat is the de facto medium of communication for students grade 7-12. The reason for its popularity is that it turned text communication into a visual experience that allows users to send disappearing photos that leave behind no evidence and don't (for the most part) become part of a youth's digital footprint.

The most common questions we receive from parents are about Snapchat and how it works. Let's go in-depth!

The foundation of Snapchat is the disappearing photo or video that vanishes into thin air after it's been opened. Users can set a viewing time of up to 10 seconds or infinite amount of time after which, once viewed, it will be deleted from the recipient's device and as the company claims, from its servers. Recently, Snapchat introduced an infinity timer which means the photo won't disappear until the recipient changes screens.

Snapchat allows users to take still photos, record short videos, add text and create drawings and send them to a personalized and typically private list of friends. However, nothing stops the recipient from taking a screenshot or using a different device to take a picture of the image or video. Note: if you take a screenshot using the recipient device, within Snapchat, it will notify the sender that you've taken a copy.

Despite news headlines that suggest that Snapchat is just a “sexting” app or one that is ONLY used to send nude photos, this is not the case and represents a very small usage of the app. By and large the vast majority of the hundreds or even thousands of snaps sent daily between youth are innocuous and typical of everyday conversation and humour.

Snapchat Lingo

Snaps

A user takes a photo/video using their digital device / smartphone in real-time. The user can select a time of 1-10 seconds or choose infinite time for the receiver to view the photo /video. A user can elect to have the photo/video they have just taken to be saved into their photo gallery or simply sent via Snapchat without being saved on their device.

Stories

A user can add the photo/video to their “story”. Depending on the user's privacy settings, the photo & videos added to a story can be viewed by all snapchat users or just those on their friends list for only up to 24 hours.

Chat

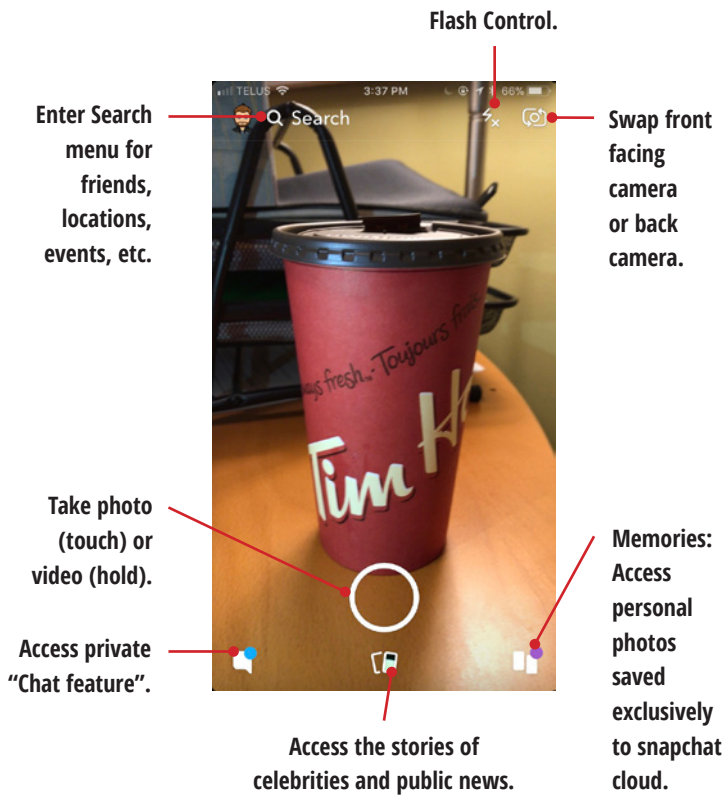
A user can type a text message within the Snapchat app to their friends using this feature. Once both parties have viewed the message, the message will vanish. Photos from the camera roll or gallery of the user's photo can be uploaded and sent within chat. Group chats often exist between multiple friends.

Streak

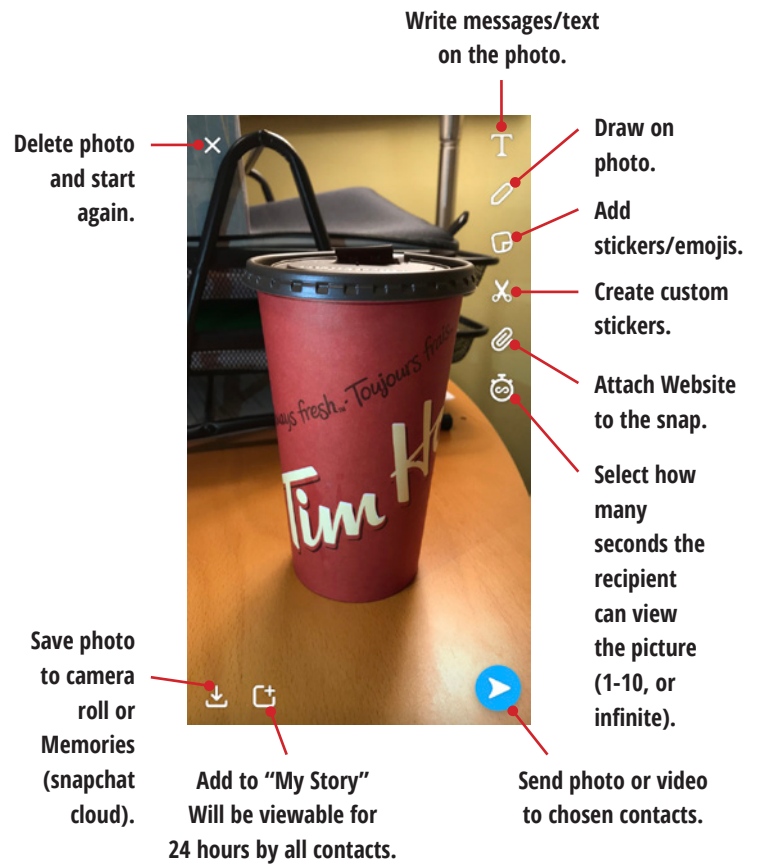
Seen within the chat log screen, a person's “Snapchat Streak” is the number of consecutive days that the account owner and a friend have sent at least but no less than 1 snap per day to each other. If they do not snap each other in 24 hours' time, they lose their streak with their friend (a huge deal!)

Before a photo is taken.

Tap the circle below to capture photo.



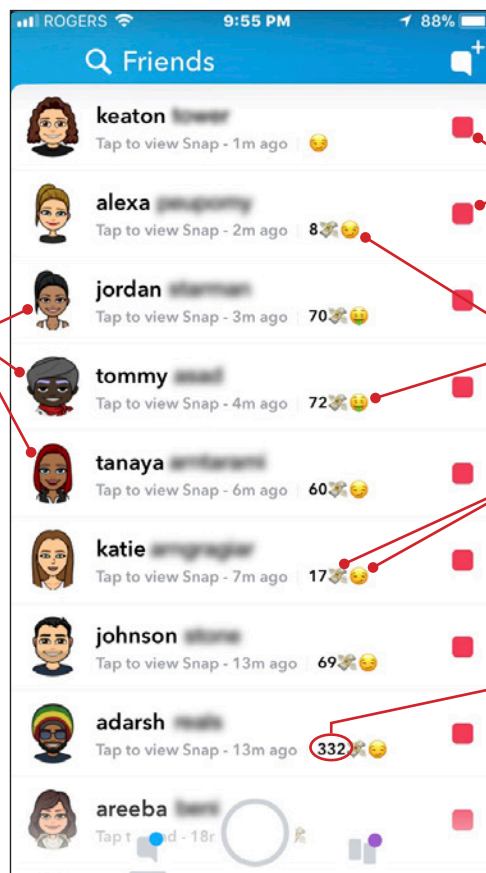
After a photo is taken.



Inbox / Outbox of Snaps with Friends:

These are real screenshots from a grade 10 student, let's call her Ashley.

Ashley's friends' bitmoji
Bitmoji: is a customizable expressive cartoon avatar.



Unopened Snap(s) from this friend.





Icon guide on the following page.

Each of these emoji's represents something. Find out what on page 8.





The infamous Streak: 332 consecutive days Adarsh and Ashley have sent at least 1 snapchat per day to each other.

Friends Screen Icon Guide




Sent Icons

-  You sent a Snap without audio
-  You sent a Snap with audio
-  You sent a Chat
-  Depending on privacy settings, a gray pending icon may appear if someone has not accepted your friend request





Opened Icons

-  A friend opened a Snap without audio
-  A friend opened a Snap with audio
-  A friend opened a Chat
-  A friend viewed and received Cash




Received Icons

-  You have an unopened Snap (or group of Snaps) without audio
-  You have an unopened Snap (or group of Snaps) that includes audio
-  You have an unread Chat



Viewed Icons

-  Your Snap sent (without audio) has been viewed
-  Your Snap sent (with audio) has been viewed
-  Your Chat has been viewed
-  A Snap or Chat is pending and may have expired

Screenshot Icons

-  A screenshot has been taken of your Snap without audio
-  A screenshot has been taken of your Snap with audio
-  A screenshot has been taken of your Chat

Replay Icons














-  Your Snap sent without audio has been replayed
-  Your Snap sent with audio has been replayed

Replay Feature: You can replay a Snap once per day after it's been opened and disappeared.

Courtesy of Snapchat.

Friend Emojis

Friend Emojis help you keep track of your friends on Snapchat! These can change over time, based on the way you use Snapchat.

-  **Gold Star** — Someone has replayed this person's snaps in the past 24 hours. They must have something interesting to show.
-  **Yellow Heart** — You are #1 best friends with each other. You send the most snaps to this person, and they send the most snaps to you.
-  **Red Heart** — You have been #1 BFs with each other for two weeks straight.
-  **Pink Hearts** — You have been #1 BFs with each other for two months straight. Dedication!
-  **Baby** — You just became friends with this person.
-  **Face With Sunglasses** — One of your best friends is one of their best friends. You send a lot of snaps to someone they also send a lot of snaps to.
-  **Grimacing Face** — Your #1 best friend is their #1 best friend. You send the most snaps to the same person that they do. Awkward.
-  **Smirking Face** — You are one of their best friends... but they are not a best friend of yours. You don't send them many snaps, but they send you a lot.
-  **Smiling Face** — Another best friend of yours. You send this person a lot of snaps. Not your #1 best friend, but they are up there.
-  **Fire** — You are on a Snapstreak! You have snapped this person every day, and they have snapped you back. Increases with number of consecutive days.
-  **Hundred** — 100 Day Snapstreak. The 100 emoji appears next to the fire when you snap back and forth with someone for one hundred days in a row.
-  **Hourglass** — Your Snapstreak is about to end. Send another snap to keep it alive.
-  **Birthday Cake** — This friend has a birthday today. Only displays if friend has the Birthday Party feature enabled in settings.

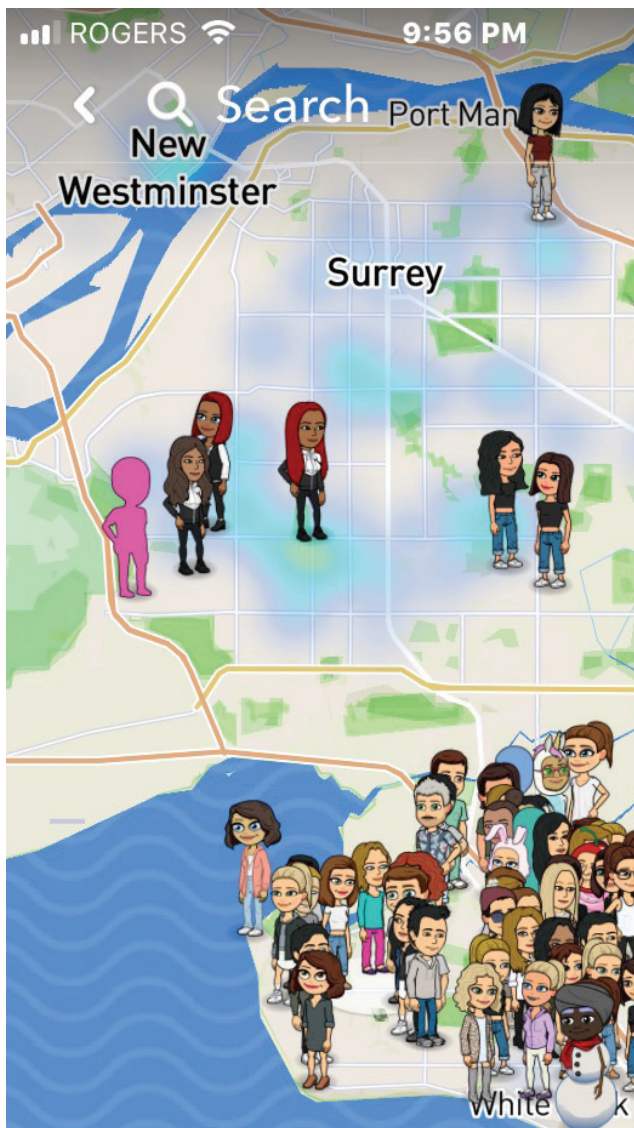
Note: these emoji's can be customizable and swapped but typically this is the legend. Snapchat determines the emoji that shows up next to a friend's name.

Snapchat's new 'Snapmap' feature has some parents on edge

POSTED 3:58 PM, JUNE 27, 2017, BY CNN WIRE

Snapmap

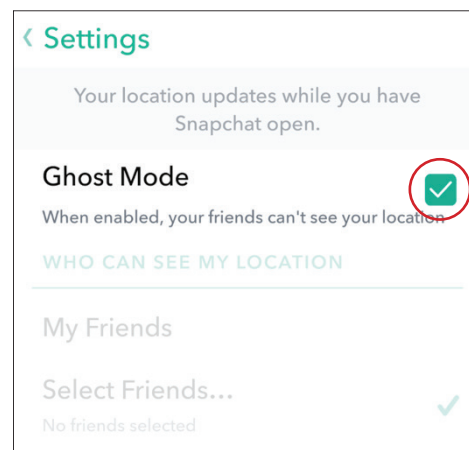
Snapmap is one of the newest Snapchat feature and was introduced in June 2017 and raised significant privacy concerns. With the Snapmap, you can view Snaps of sporting events, celebrations, breaking news, but perhaps most concerning you can view on a map where your friends are, right now. If you and a friend follow one another, you can share your locations with each other so you can see **exactly** where they are and what they are doing (driving, sleeping, stationary), in real time, plotted on a map.



These are all of Ashley's friends who have Snapmap enabled (the vast majority). They are represented by the Bitmoji that they designed.

This is why it is so important that our children are only communicating on Snapchat with close friends they know in real life.

Within settings, you can turn off Snapmap completely by enabling Ghost mode. Or only allow it to be viewed by their best friend and YOU.



Enable
Ghost
mode

Instagram (“IG”)



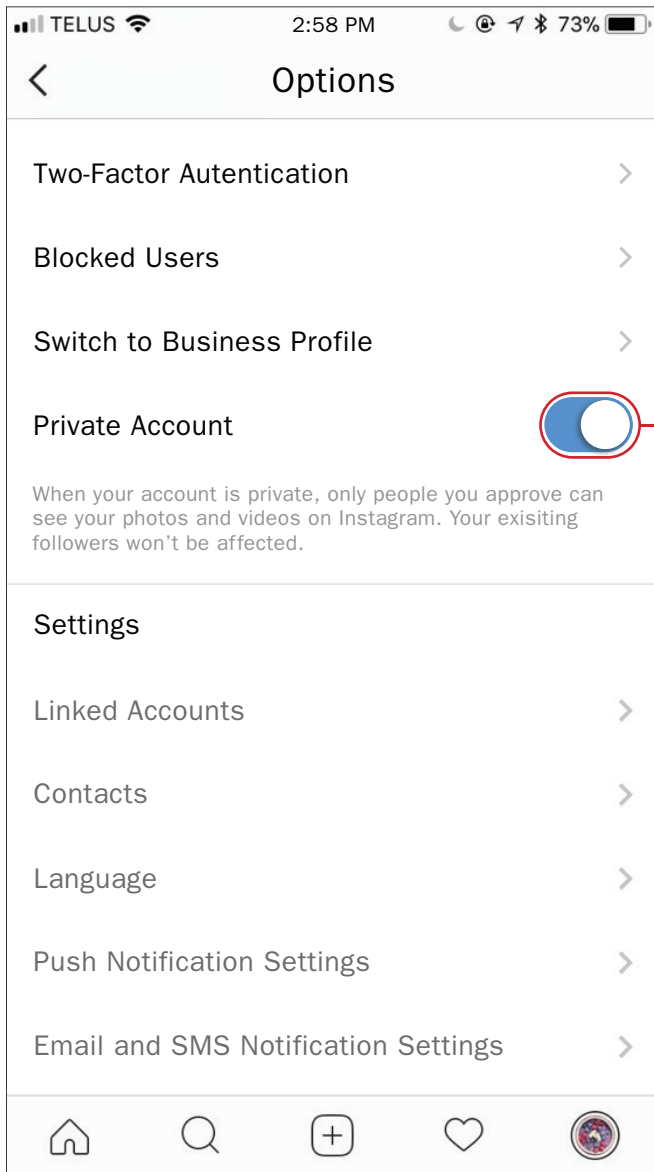
Owned by Facebook, the popular photo-sharing app, Instagram, has over 700 million monthly active users. If you see a youth scrolling up with their thumb on their smartphone looking at photos, chances are they are looking at Instagram.



Hashtags (#) are used often on this platform, grouped together and this gives people a way to be introduced to and follow other users with similar interests.

Privacy Settings on Instagram

On Instagram you either share your posts with everyone by having a public account, or you have a private account and share only with people that you have (**ideally**) approved to follow you.



SUGGESTED PRIVACY

We recommend that *all students should have a private Instagram account* for safety reasons. The exception might be a grade 11-12 student wanting to build their digital brand and establish an account that university recruiters and employers can find.

Enable Private Account

Instagram Stories

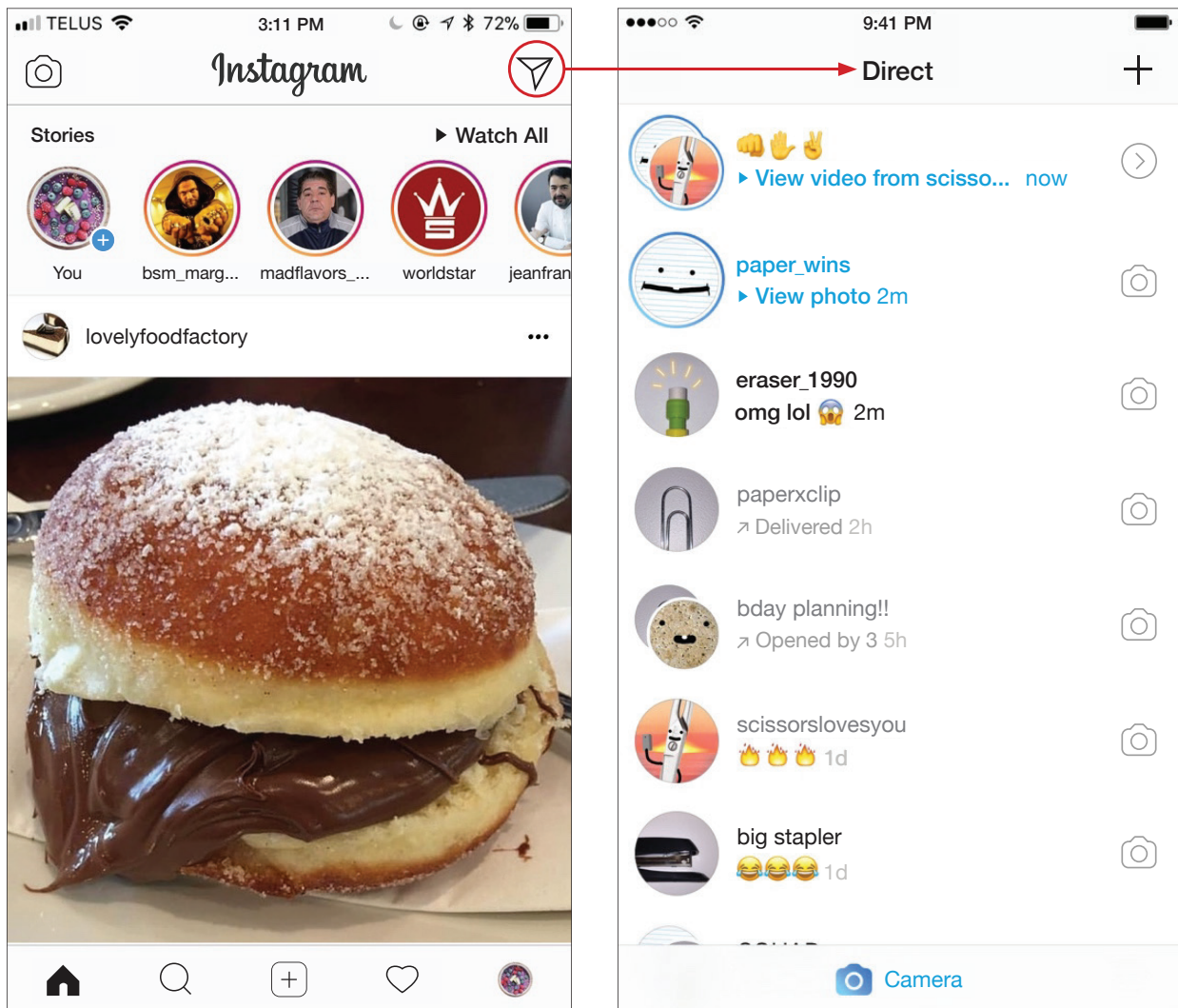
Users are able to post videos and/or photos for their followers to see which are visible for a 24- hour period. You can also send videos and/or photos that will disappear after being viewed once. This concept was copied from the very popular Snapchat usage and has quickly gained usage among youth. Users can see who has watched their Instagram stories.

Instagram Live

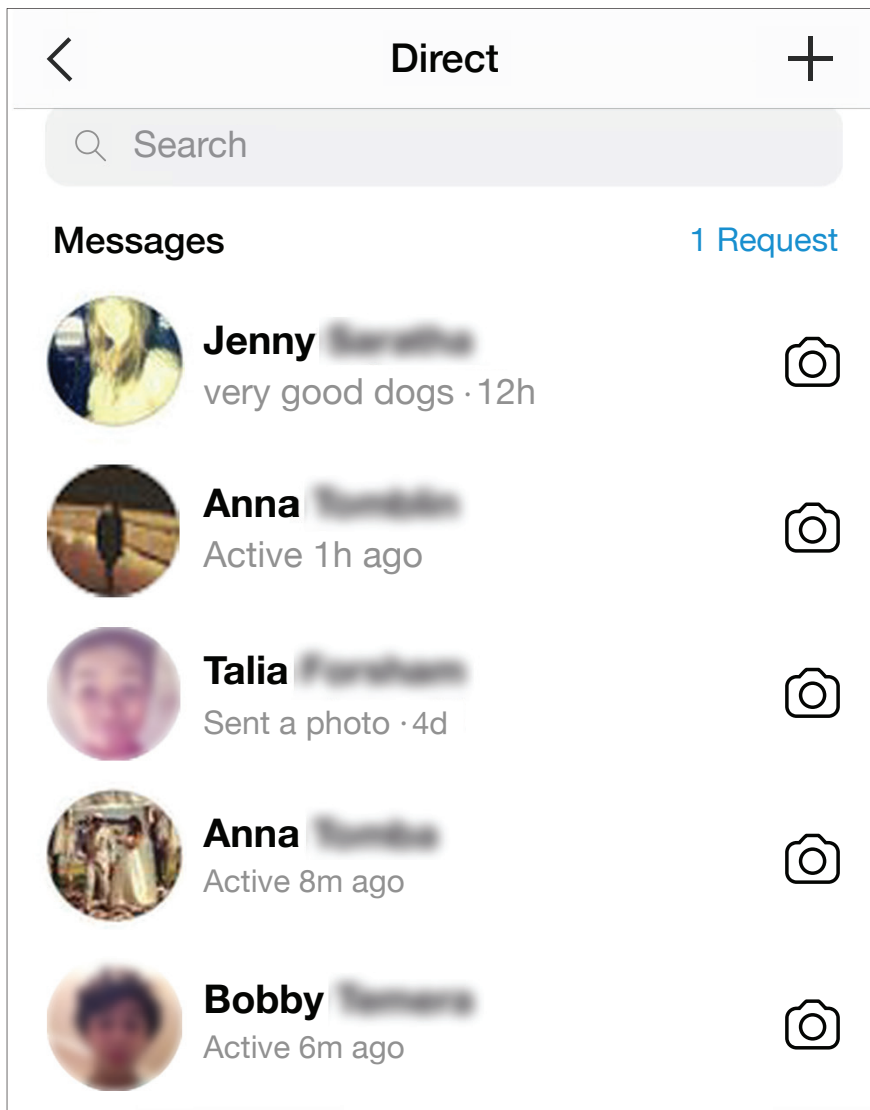
Instagram also joined the live broadcasting market and allows IG users to live stream video to their followers. If your profile is public, anyone is able to watch these videos.

Be Mindful of Instagram Direct

It is a private message inbox. This is a feature that allows users to privately communicate within the Instagram app, similar to text messaging. It can only be accessed on the user's device. This is where children can receive private messages from their friends, participate in group chats, or even receive messages from strangers. There is no way to turn off Instagram Direct.

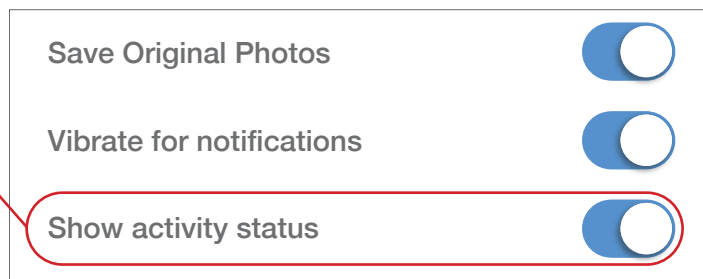


New Feature to watch out for - Activity Status on Direct Messages



As you can see above, this feature automatically shows the last time you were active on Instagram. This could give away information your child may not want to reveal. But it can be turned off easily:


- Go into your profile and tap on the settings
- Scroll down to 'Show activity status'
- Toggle on or off based on your preferences



YouTube



PewDiePie, Logan Paul, Jake Paul, iDubbbz, and Filthy Frank. These names may not be familiar to you, but if your child spends time on Youtube, they have likely come across videos by these Youtube “famous” video creators before. The over-the-top humour, outrageous pranks, and downright obscene content has made these YouTube creators extremely popular and influential. Owned by Google, consider Youtube the Google of Video. Created in 2005, YouTube is currently the second most visited website in the world with over **5 billion videos watched per day!** YouTube can be used as a way for children to pass the time, express themselves and to watch content they enjoy like sports, video games, make-up channels, etc. However, it can also be very easy to cross over into watching less than appropriate topics and content. It is important for parents to set parameters on video watching and moderate access to age appropriate videos.



GTA 5 FAILS & WINS #48 (GTA 5 Funny Moments Compilation/Epic Moments)
RanGO Games • 339K views • 1 week ago
GTA 5 FAILS & WINS - #48 (GTA 5 Funny Moments Compilation)

GTA stands for Grand Theft Auto which will be discussed later



MY GIRLFRIEND FOUND MY SIDE CHICKS UNDERWEAR...
Jake Paul • 2.6M views • 1 day ago
I KNEW THIS DAY WOULD COME SUBSCRIBE => <http://bit.ly/SUB2JAKEPAUL> | ☆
PREVIOUS VLOG => <https://www.youtube.com/>
New



100 ACCURATE LIFE HACKS
TVFilthyFrank • 20M views • 2 years ago
Most life hacks don't REALLY help in real life situations. That's why I set out on a journey to find the most efficient life hacks. Thanks

These are just a few examples of some of the videos that are posted on YouTube that range from family friendly to inappropriate.

You can watch Youtube passively, without being logged into an account, or you can have an account and track what videos you watch, like and subscribe to channels and upload your own videos.

Uploading Content - Privacy Settings

- For one to create an account, the minimum age requirement is 13 years old. This age parameter, like all others on social media sites is not enforced in reality.
- When uploading videos, there are three different modes of video privacy – Public, Private, and Unlisted.
- Public videos can be searched, watched and shared with anyone in the world. Private videos can only be seen by the uploader and users that they choose. Unlisted videos can only be viewed and shared by users who have the link to the video.

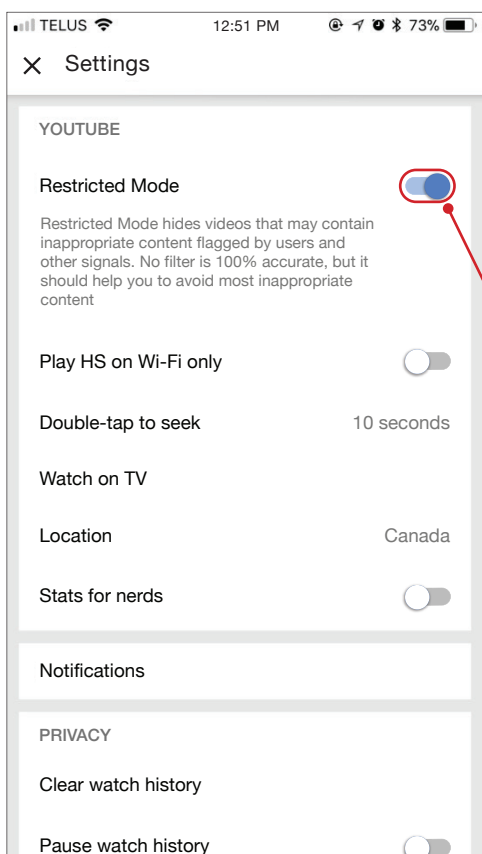
Controlling Inappropriate Content from being viewed

- Remember, no moderation or filtering solution is 100% foolproof and there is always the possibility of exposure to mature content
- However, the best solution Youtube offers on its website/app is being logged into a Google account (Remember YouTube is owned by Google) and turning on “Restricted Mode”
- “Restricted Mode is an optional setting that you can use to help screen out potentially mature content that you may prefer not to see or don’t want others in your family to see”

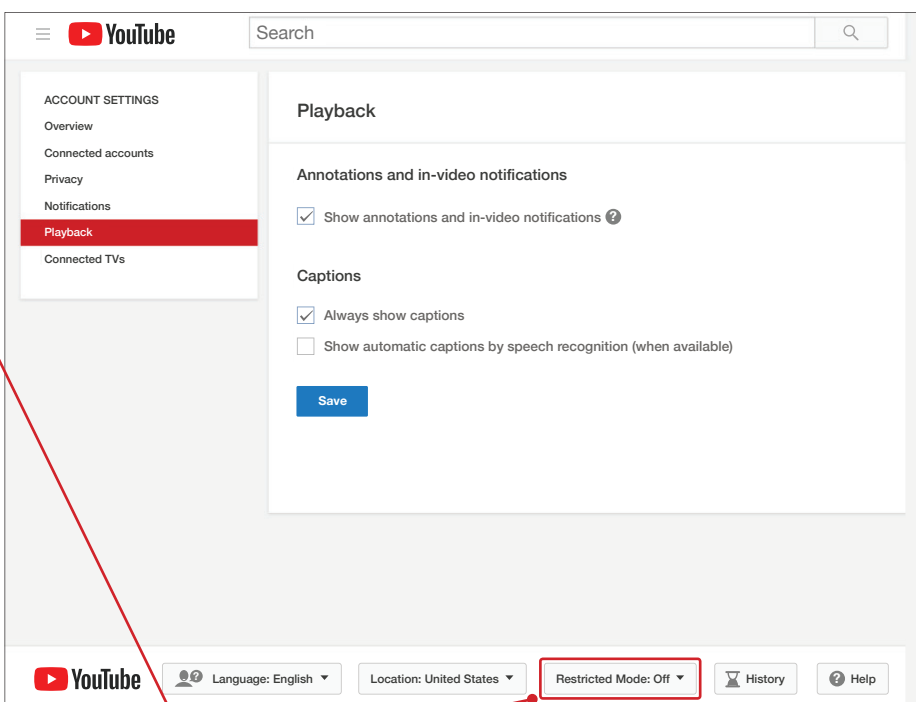


- Access the settings on the phone by opening the YouTube app, and tapping on the display picture in the top right
- From there, the settings can be accessed. “Restricted Mode” can block content that has been flagged by other users for inappropriate content
- In “My Channel” option, users can also change who can view things like your child’s liked videos, created playlist, and subscriptions

On the iPhone:



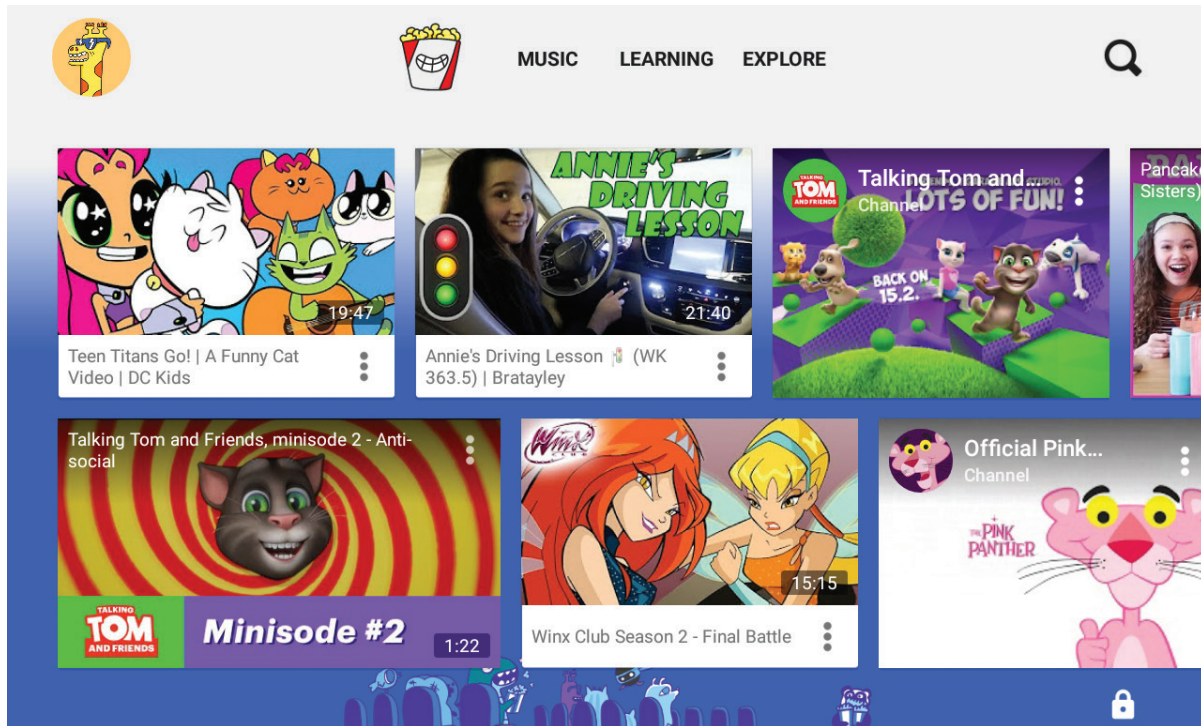
On the Youtube website on a computer:



Restricted Mode

For the younger audiences, YouTube has created an app that is specifically aimed at youth from approximately ages 3-8. The videos are heavily censored and focus more on entertainment and learning. YouTube Kids is a separate app and must be set up using an adult's email address. From there,

the adult can choose profiles for their children. They can even control in-app searching. You can set up kid profiles and set viewing timers. This can be a good platform to introduce our youngest to digital media **on our own terms.**



Kid Profiles

Create up to eight kid profiles, each with their own viewing preferences, video recommendations, and settings.

[LEARN MORE](#)



Blocking

Find a video or channel you don't want your kid to watch? Block it to automatically remove it from all of your kids' profiles.

[LEARN MORE](#)



Watch History

Find a video or channel you don't want your kid to watch? Block it to automatically remove it from all of your kids' profiles.

[LEARN MORE](#)



Search Control

Turn search on so kids can access more videos. Turn search off for a more contained experience.

[LEARN MORE](#)



Timer

Set up a timer to put limits on how long your kids can play with the app.

[LEARN MORE](#)



Video Reporting

Alert us immediately by reporting videos that shouldn't be in the app. The video will be sent to us for fast review.

[LEARN MORE](#)



Musical.ly

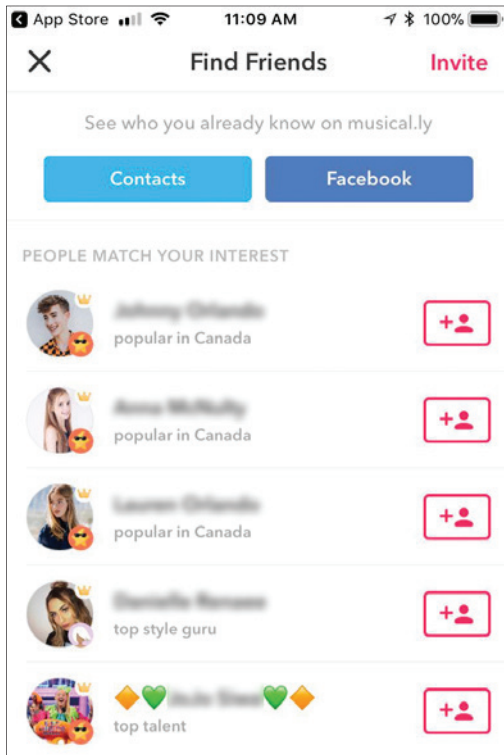
Musical.ly the app has become a household name and is often the first app that our young students are downloading. The premise is for users to record themselves lip syncing over popular songs as well as following various trending challenges and hashtags. With 200 million registered accounts and over 13 million videos being posted per day, it is an app we want parents to be aware of. Musical.ly is designed for users to share quick (usually under 15 second) videos of themselves to their followers.



The main user page is very similar to the Instagram user interface, it displays how many followers the account has, as well as who they are following. “Hearts” on Musical.ly serve the same purpose as “Likes” on Instagram. This app can keep our children entertained for hours and is not inappropriate.

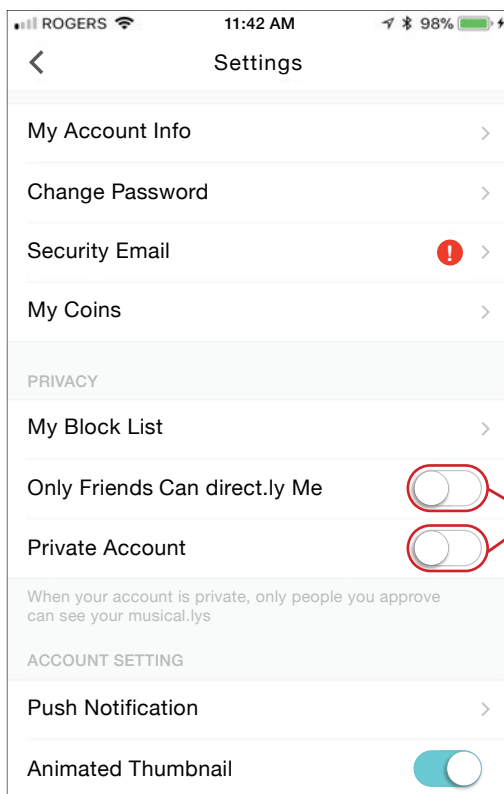
As always, it’s when privacy settings are not appropriately managed and there is communication with others online.





Users on Musical.ly can find people to follow in various ways. By allowing Musical.ly access to their contacts or connecting a Facebook account, users can find friends that are already active on the app.

However, if a user does not set their privacy settings appropriately, anyone using the app can find and communicate with their account. There have been multiple reports of inappropriate messages being sent to underage children using the built-in messaging system. Although the app has an age requirement of 13+ in its terms and conditions, many users fall beneath that age bracket. Pretending to be a pop-superstar and lip-syncing to popular songs is appealing for young children, which in turn entices many adults looking to exploit these children.



SUGGESTED PRIVACY

By going into the settings menu, a user can change their settings so that only friends can directly message them, as well as making their account private so other users have to request access to their posted content.

Control who can contact you and enable Private Account



Live.ly

Many users who are active on Musical.ly are also active on Live.ly. Live.ly is an app created by the same company, however instead of posting short videos, Live.ly is designed for users to live stream throughout the day. Users can comment live on videos and if privacy settings are not enabled any broadcast is available to any user. This would allow for anyone to see what you are doing at that point in time. Enabling the same privacy settings as Musical.ly will ensure the user stays safe using this app.

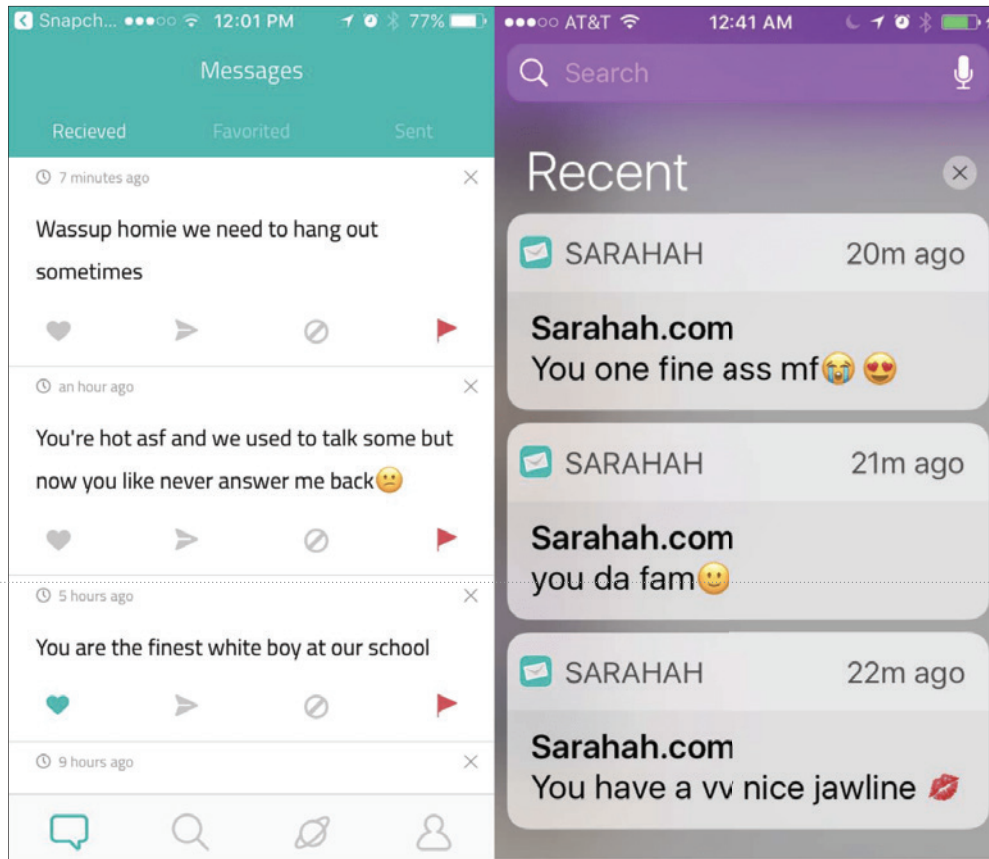
Sarahah



Sarahah

Sarahah is one of the most popular anonymous apps currently being used by our children. It is the flavor of the day, today. "Sarahah" means honesty in Arabic and the company is based out of Saudi Arabia. The app is simple – you create a Sarahah account and post the link to it on your other social media profiles. This link allows friends (typically) or someone you may not know to ask questions or say something to you while they remain completely anonymous.

The only good thing that has ever come from anonymous platforms is when it is utilized for a tool to report worrisome or concerning behaviours. All other anonymous apps used for social purposes have a tendency to be breeding grounds for hatred, slander, cyberbullying, and insults. This can dramatically impact our childrens' emotional well-being and self-esteem.



Kik Messenger

kik. Kik Messenger is a smartphone application for instant messaging and is the most popular amongst our youngest children as a way to communicate, particularly when they only have a WIFI device (like an iPod Touch) and not a texting plan. We will often see taglines posted for all to see with “kik me” followed by their username, which has been

dangerous in the past when sexual predators have contacted youth through this means once they have a username. We have seen Kik being used by students as young as grade 3 and 4 students. We encourage you to continue having conversations with your children about messaging and expectations.

Geo-locational Dangers on Smartphones and Digital Devices

The incorporation of GPS into our mobile digital devices allows us to use Google Maps to find our way through the streets of this planet and chase cartoons using PokemonGO. It also brings with it a couple of inherent dangers that we need to be mindful of. Social media platforms like to attach locations to our posts,

sometimes they ask us for permission, other times they do not. In order to avoid the following detail being attached to photos we post online or send to others we need to turn off location services for our smartphone/ digital device camera.



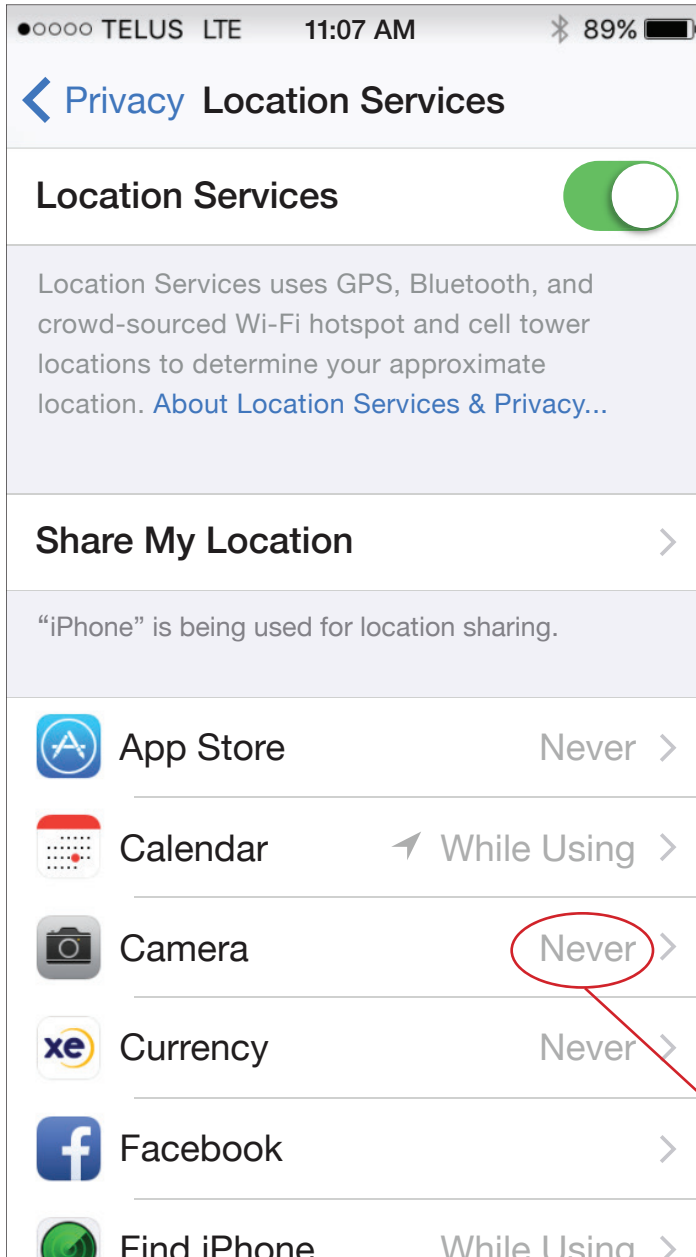
This is an Instagram post from a student who posted it with location services enabled for Instagram and the Camera.



How to Turn Off Geo-location for your Camera

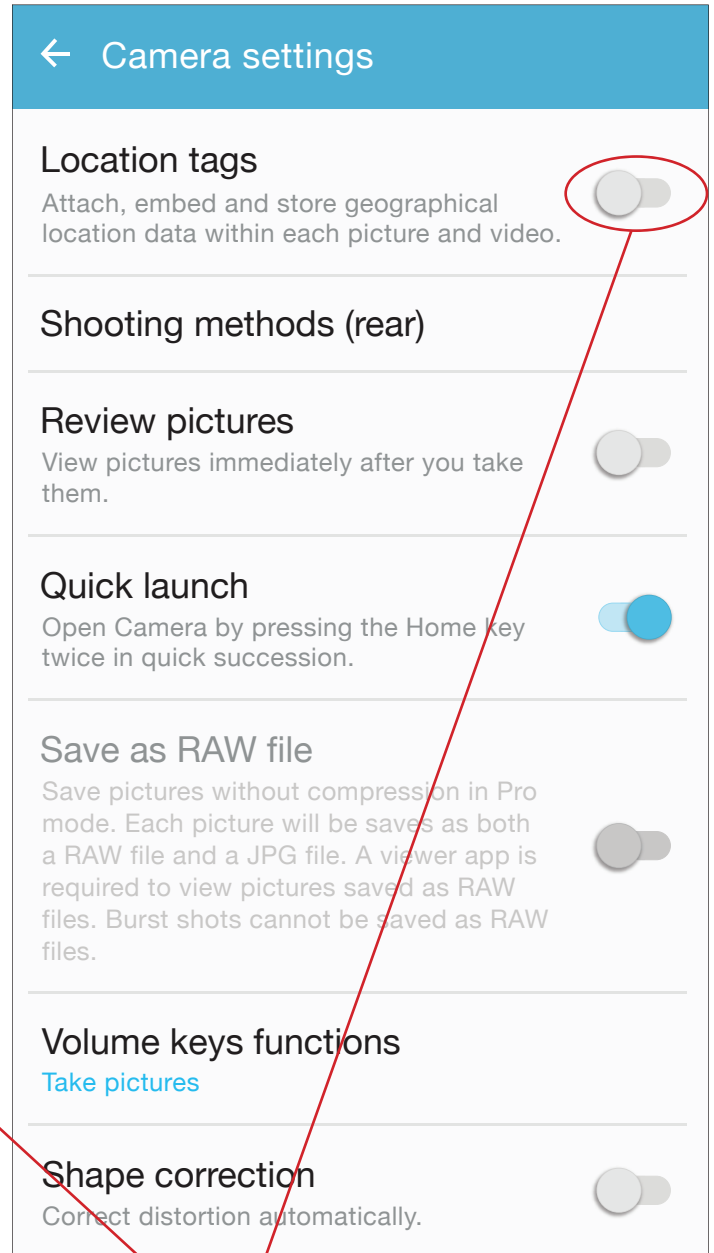
On an Apple Device:

Go to Settings – Privacy – Location Services – Camera
– Switch to **Never**



On an Android Device:

Open up your Camera – Tap Settings – **Turn off Location Tags.**



Turn off Geo-location

Video Games



Video Gaming

Video games with mature content advisories used to be tightly policed by retailers across the continent using the ratings guide below, similar to age restrictions on R-Rated movies. Unfortunately, alongside the proliferation of technology growth and unlimited access to video content, enforcement of these ratings is non-existent. It's not uncommon to hear of some parents deciding to buy Grand Theft Auto for their 12-year-old when they've asked! Grand Theft Auto V was the most successful video game ever released and has in-game exposures to graphic violence, sexual content, alcohol and drug abuse, and strong language.

The Bad News

Research generally suggests that prolonged exposure to violent video games can make people feel more aggressive, desensitized to violence, and feel less empathetic.

The Good News

Video games can provide a number of possible cognitive benefits including increasing response time performance and hand-eye coordination, practice in visual-spatial skills, stronger visual memory, becoming better at pattern recognition, and using trial and error to problem solve more often.

Moral of the Story

Content matters! As parents, we need to be involved in which games our children are playing. Enforcing time limits and self-regulation while minimizing the exposure to inappropriate and violent content is important. We want to reinforce pro-social games that can test and grow our children's creativity and enhance cognitive skills.

The Ratings guide from the Entertainment Software Rating Board (ESRB)

ESRB ratings have three parts:

- **Rating Categories** suggest age appropriateness
- **Content Descriptors** indicate content that may have triggered a particular rating and/or may be of interest or concern
- **Interactive Elements** inform about interactive aspects of a product, including the users' ability to interact, the sharing of users' location with others, if in-app purchases of digital goods are completed, and/or if unrestricted internet access is provided.

RATING CATEGORIES



CONTENT DESCRIPTORS



2018 Top 10 Most Violent Video Games

1. Grand Theft Auto series
2. Battlefield 1
3. Call of Duty series
4. Mortal Kombat series
5. Sniper Elite 4
6. Resident Evil 7
7. Dead by Daylight
8. The Evil Within 2
9. Mortal Kombat X specifically
10. Fallout 4

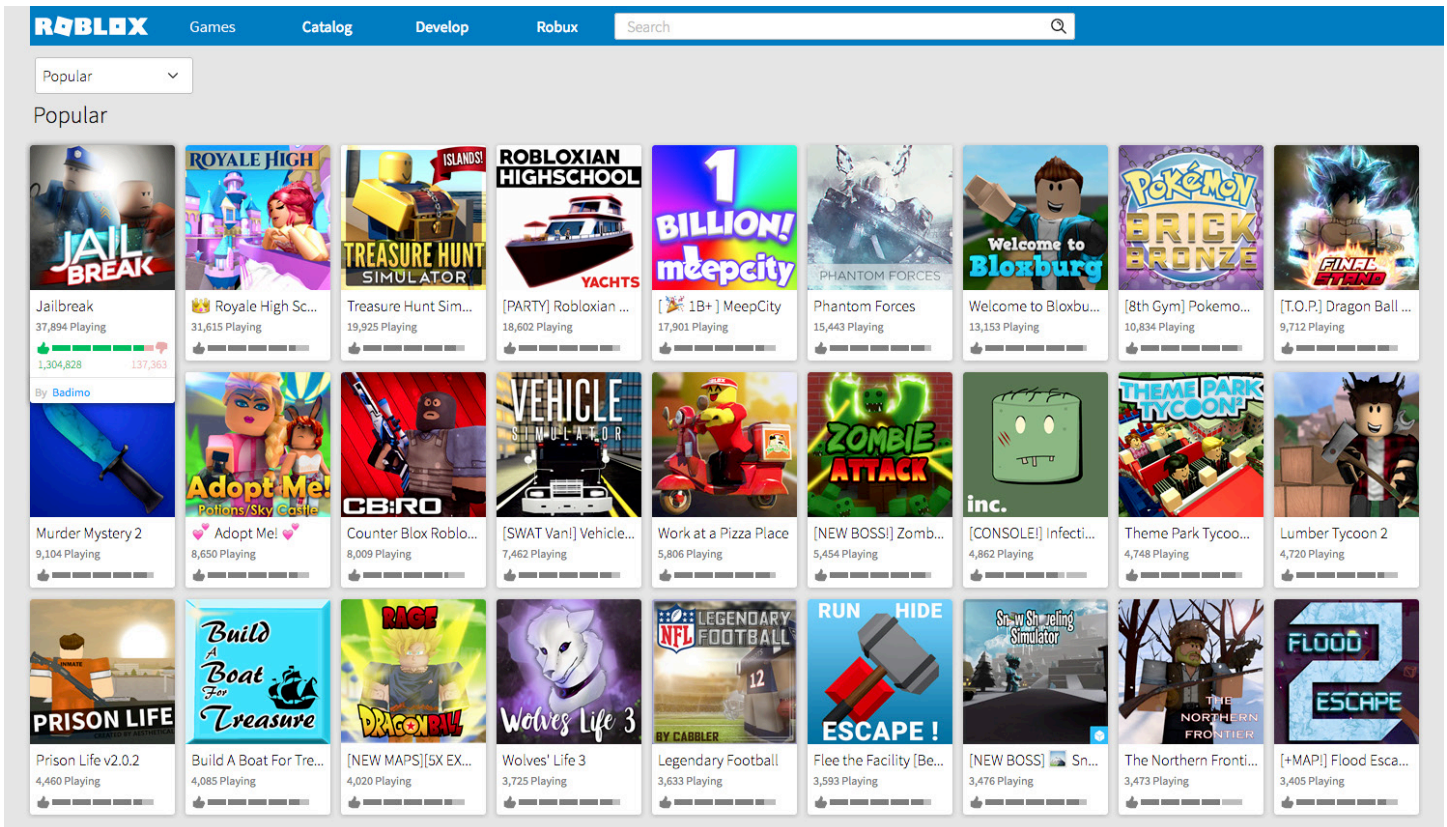
We encourage parents to do their research on any video games before allowing your children to play them in your house. A detailed description of all of the above games can be found through Google online.

Two of the most popular games played by our youngest children aged 4-13 are Roblox and Minecraft. Both of these games can be played in single player as well as Multiplayer Online. It is multiplayer mode that includes chat and messaging features, which parents should be aware of and involve themselves in.

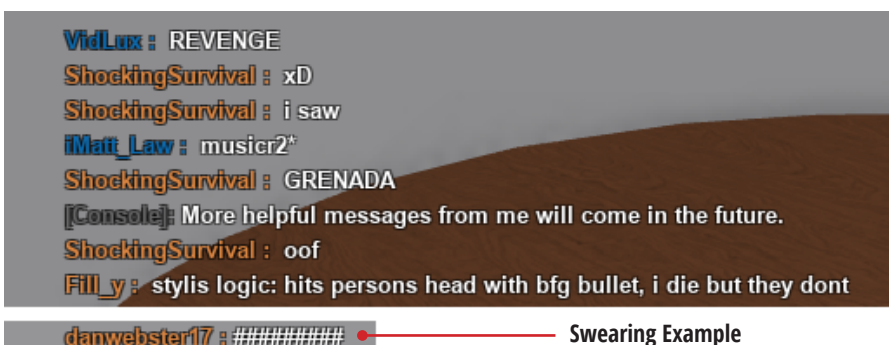
ROBLOX



Roblox is a downloadable interactive game platform that allows users to play multiple types of games inside the Roblox world. It is a creative, lego-type sandbox style environment.

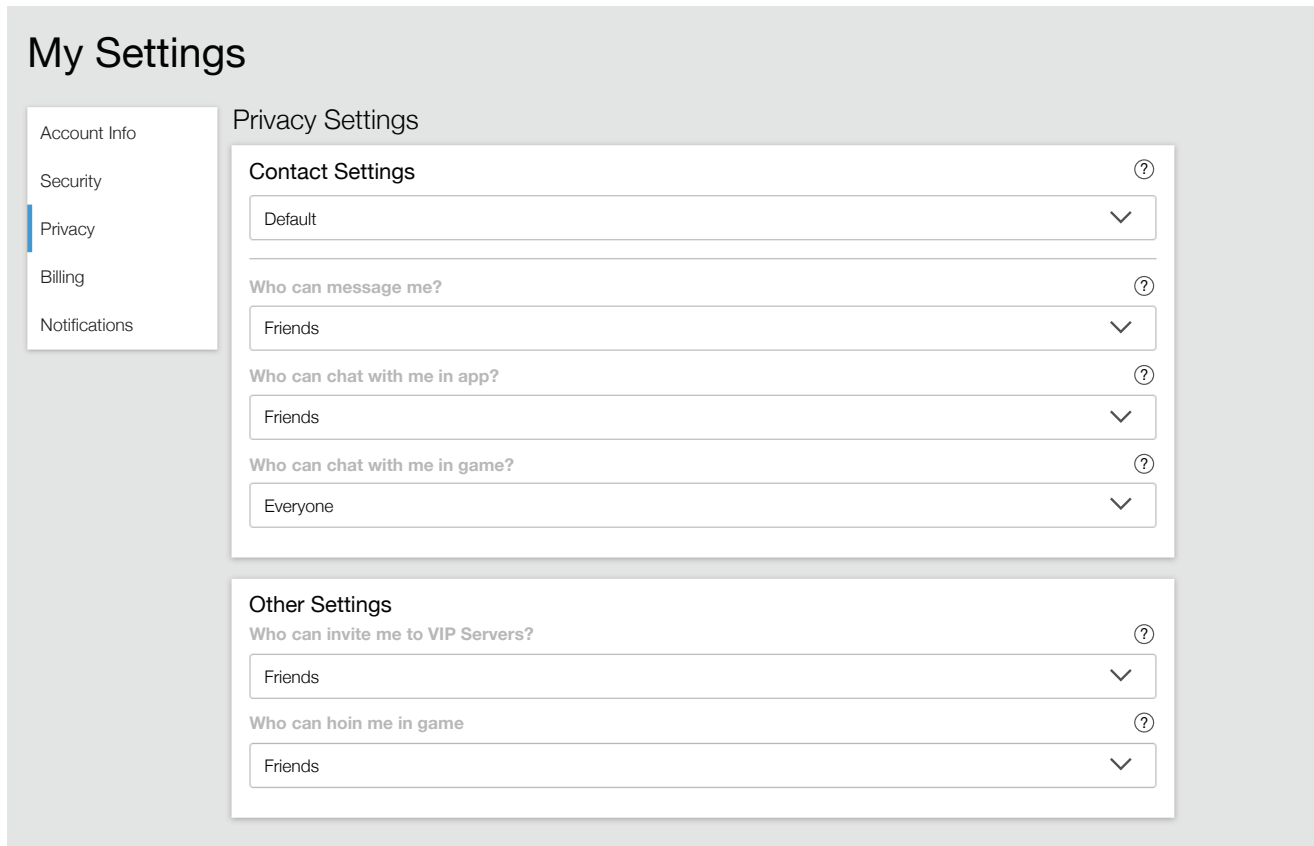


Roblox has built-in capabilities for friends lists, messaging users, and in-game chat. The chat function works differently depending on your age, for users 13 and under the chat is built off a list of “whitelisted” words, preselected by the developers as safe for children to use. If you are over 13 (or set your birthday so it appears you are) then chat is more open-ended, however there is still a built in “blacklist” function so curse words and derogatory terms are blanked out.



Roblox privacy settings also permits us to control who is allowed to interact with our child. The user can adjust whether everyone, friends, or no one has access to communicate both inside games, and using the platform's message system.

By setting the appropriate age category and ensuring privacy settings are updated, parents can limit the interaction of users with the account.





MINECRAFT

Minecraft

Minecraft is one of the most accessible video games available, as it has sold more than 50 million copies across PC, game consoles (Xbox and Playstation), and smartphones. It is very easy to learn and can be played from anywhere. It can be played either in the online world or offline. We have seen 4 year olds building Minecraft maps.

Game modes

Survival

The player can level up, search for resources, and craft different weapons or tools. They have to fight hunger, and monsters at night time.

Hardcore

Same mode as survival but the player only gets one life.

Creative

The user cannot die and has access to all the blocks and items available. With this, they can create whatever they feel like. The player also has the ability to fly to get from place to place faster.



Players online can work together to build some amazing creations. Each block had to be individually placed to create this.



An example of what a built house can look like.



Online Play and Chat

Multplayer allows an individual to play alongside friends. They can build, mine, create, and even fight each other in some servers. All of the game modes that exist in single player exist in multiplayer, as well as the game difficulties. Players are always prompted to choose between single player or multiplayer. When playing multiplayer, the user must select the server they wish to play on. When playing on an open server the user can interact with anyone else. This includes the chat function as displayed below.



Online chat within the Minecraft environment.

Minecraft does have child friendly servers available, which you have to request to be added to. This ensures random players will not come into the server as they will not have access. Single player is the safest option, as no one can join or chat with a single player user.

Moral of the story

Minecraft is an appropriate game for children to be playing, especially in Creative mode.



Vault Apps

Vault apps have come into the social media / application scene by giving the user the ability to hide content (pictures, videos, chat conversations) from any prying eyes (parents, school administration, law enforcement, etc.). Once content is dragged and dropped into the app itself it functions like a folder. When the user exits the app the vault will lock and only the pre-set passcode will open up the app.

Unfortunately, app developers have been able to disguising vault apps as other functional apps on the smartphone such as the camera app and the calculator app for example. Pay attention to the differences between the stock (original) app and the vault app. Also beware of any app that asks for a passcode when clicked on. Most vault apps are free, and some even offer paid editions with the ability to remotely wipe or erase stored content.



Keep Safe App



Private Photo App



Stock iPhone Camera App



Vault Camera App



Vault Calculator



Stock iPhone Calculator

Note: Both calculators are fully functional as calculators. The vault only opens when you enter the master pre-set code.

Youth Lingo: Be in the Know

LINGO	TRANSLATION
#FBF	Flash back Friday
#igers	Instagrammers
#instagood	Photos that the Instagrammer is proud of
#instamood	This photo is reflective of your mood
#MCM	Man crush Monday
#nofilter	Implies the photo was taken without an Instagram filter
#OOTD	Outfit of the day
#TBT	Throwback Thursday
#TT	Transformation Tuesday
#WBW	Way back Wednesday
#WCW	Woman crush Wednesday
420	Consumption of Marijuana
4RL	For real
AMA	Ask me anything
ASL	Age/Sex/Location
ATM	At the moment
Awesome sauce	Very awesome
Baller	Cool, stylish or expensive
Beef	Conflict
Bestie	Best Friend
BF/GF	Boyfriend/Girlfriend
BFF	Best Friends forever
BFF	Best Friend Forever
F4F	Follow for follow
Bounce	To leave
Brah	Bro / friend
Brewski	Beer
BTW	By the way
Bunk	Very uncool
Buzz kill	Ruin someone's mood
Chirp	To insult or diss
COD	Call of Duty video game
Cray	Crazy
Crew	Group of friends
CSB	Cool story bro
CYF	Check your facebook
DAFAQ	The F***
Deets	Details
Derp	A retard
DGAF	Don't give a F***
DM	Direct Message (on Twitter)
Dope	Cool

LINGO	TRANSLATION
DTF	Down to F***
Dubs	20 inch rims
Emo	Emotional
Epic fail	A spectacularly embarrassing or humorous mistake
Ermahgerd	Oh my god
Howls	Something very funny
Faded	Drunk/intoxicated
Fav	Favorite
FB	Facebook
FBO	Facebook official
FML	F*** my life
FOB	Fresh off the boat
FTW	For the win
FWB	Friends with benefits
G2G	Got to go
GG	Good game
GNOC	Get naked on cam
GTFO	Get the F*** out
GTG	Good to go
GTL	Gym/Tan/Laundry
GUFN	Grounded until further notice
H&K	Hugs and kisses
Handle	Twitter username
HBD	Happy birthday
HBU	How about you?
Hella	A lot / really
HML	Hate my life
HMU	Hit me up
HNY	Happy new year
NP	No problem
HRU	How are you
Hundo P	100%
IDC	I don't care
IDK	I don't know
IG	Instagram
ILY	I love you
IMO	In my opinion
IMU	I miss you
IOU	I owe you
J/K	Just Kidding
KWIM	Know what I mean

LINGO	TRANSLATION
L4L	Like for like
L8R	Later
Lawl	Laughing out loud (LOL)
Legit	Real / legitimate
LMAO	Laughing my ass off
MOFO	Motherf*****
Molly	MDMA
MT	Modified tweet
My mains	My close group of friends or family
NBD	No big deal
NM	Not much
Noob	Novice / inexperienced
NP	No problem
SMH	Shaking my head
NSFW	Not safe for work
NVM	Never mind
o_o	Raised eyebrow
Obvs	Obviously
OG	Original gangster
OTW	On the way
Owned	To embarrass, to make a fool of
Photobomb	To drop in on a photo unexpectedly
PIR	Parents in room
Planking	To lie face down like a board
Poser	Pretender
POV	Point of view
PPL	People
Props	Proper respect
PTFO	Passed the F*** Out
Ratchet	Obnoxious, ugly, rude
Redonkulous	More absurd than ridiculous
Ridic	Ridiculous

LINGO	TRANSLATION
RT	Retweet
RU	Are you
Scrilla	Money
Selfie	Picture of yourself
Sick	Crazy / Awesome
Snap	Snapchat picture
SOOF	Swear on our friendship
STFU	Shut the F*** up
Stoked	Excited
Story	Snapchat feature where you add photos to replay for 24 hours
Swag	Being or having something cool
TBH	To be honest
TDTM	Talk dirty to me
TFTA	Thanks for the add
TMB	Tweet me back
Totes	Totally
Troll	Internet bully who starts arguments/upsets people
TTYL	Talk to you later
TXT	Text
TYVM	Thank you very much
Unfriend	Remove as facebook friend
W/E	Whatever
WDYWFM	What do you want from me?
WGAFF	Who gives a flying F***
WKD	Weekend
WTGP	Want to go private?
WYFM	Would you F*** me?
YOLO	You only live once



Ministry of
Education

