



# Robert Gray M.S.

Family Survey  
2018-19



Report created by  
Panorama Education



# Summary

Topic Description	Results	Comparison
<p><b>Barriers to Engagement</b></p> <p>Factors that can create challenges for families to interact with or become involved with their child’s school. Survey-takers responded to the question, “How big of a problem are the following issues for becoming involved with your child’s current school?”</p>	<b>81%</b>	<p><b>79%</b> Middle School</p> <p><b>80%</b> Portland Public Schools</p>
<p><b>School Climate</b></p> <p>Perceptions of the overall social and learning climate of the school.</p>	<b>60%</b>	<p><b>54%</b> Middle School</p> <p><b>66%</b> Portland Public Schools</p>
<p><b>School Fit</b></p> <p>Families’ perceptions of how well a school matches their child’s developmental needs.</p>	<b>52%</b>	<p><b>50%</b> Middle School</p> <p><b>62%</b> Portland Public Schools</p>
<p><b>School Safety</b></p> <p>Perceptions of student physical and psychological safety at school.</p>	<b>71%</b>	<p><b>68%</b> Middle School</p> <p><b>77%</b> Portland Public Schools</p>

127 responses



# Barriers to Engagement

Your average

# 81%

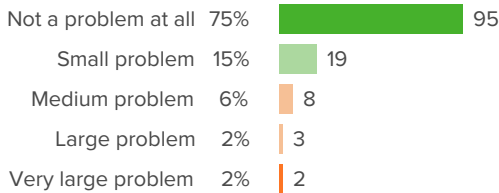
127 responses

School Type average: **79%** Middle School

District average: **80%** Portland Public Schools

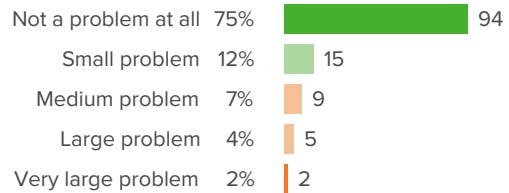
## How did people respond?

**Q.1: How big of a problem is the following issue for becoming involved with your child's current school: Childcare needs?**



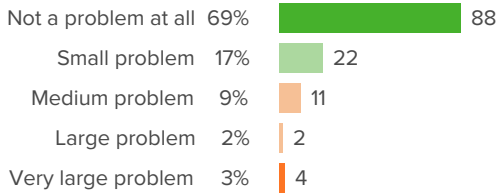
Favorable: **90%**

**Q.2: How big of a problem is the following issue for becoming involved with your child's current school: Transportation-related challenges?**



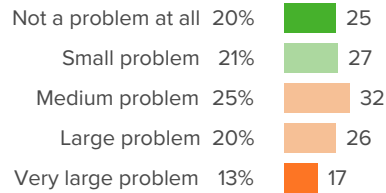
Favorable: **87%**

**Q.3: How big of a problem is the following issue for becoming involved with your child's current school: Concerns about getting to the school safely?**



Favorable: **87%**

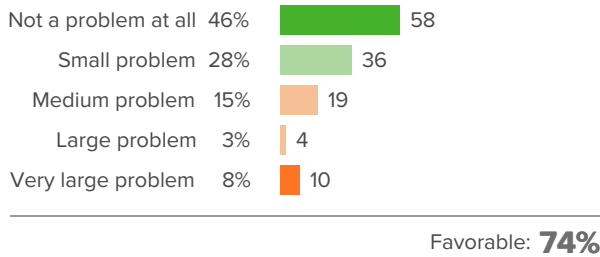
**Q.4: How big of a problem is the following issue for becoming involved with your child's current school: How busy your schedule is?**



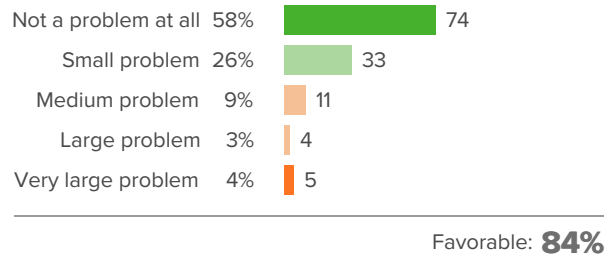
Favorable: **41%**



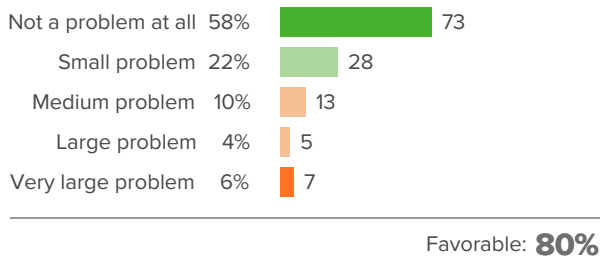
**Q.5: How big of a problem is the following issue for becoming involved with your child's current school: School staff seem too busy?**



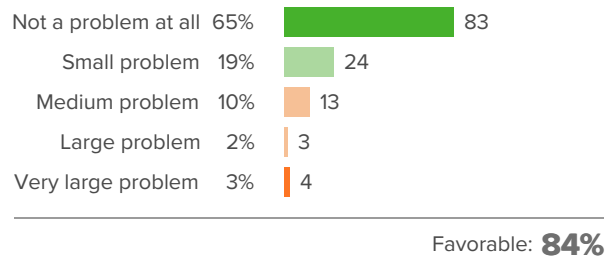
**Q.6: How big of a problem is the following issue for becoming involved with your child's current school: You feel unsure about how to communicate with the school?**



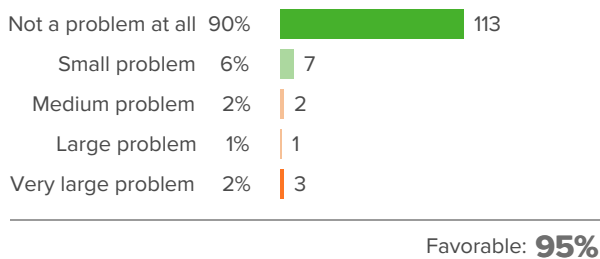
**Q.7: How big of a problem is the following issue for becoming involved with your child's current school: The school provides little information about involvement opportunities?**



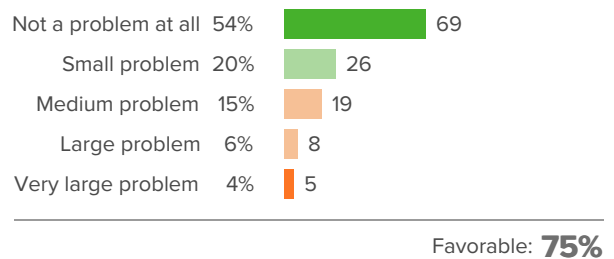
**Q.8: How big of a problem is the following issue for becoming involved with your child's current school: The school is not welcoming to parents?**



**Q.9: How big of a problem is the following issue for becoming involved with your child's current school: The school does not communicate well with people from your culture?**

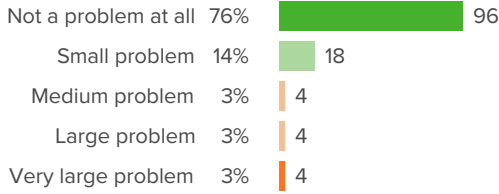


**Q.10: How big of a problem is the following issue for becoming involved with your child's current school: You do not feel a sense of belonging with your child's school community?**



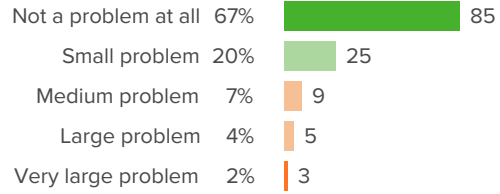


**Q.11: How big of a problem is the following issue for becoming involved with your child's current school: Negative memories of your own school experience?**



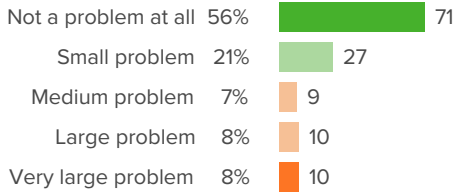
Favorable: **90%**

**Q.12: How big of a problem is the following issue for becoming involved with your child's current school: Your child does not want you to contact the school?**



Favorable: **87%**

**Q.13: How big of a problem is the following issue for becoming involved with your child's current school: You worry that adults at the school will treat your child differently if you raise a concern?**



Favorable: **77%**



# School Climate

Your average

# 60%

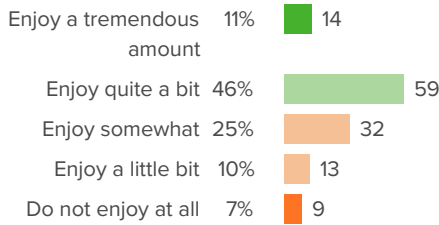
127 responses

School Type average: **54%** Middle School

District average: **66%** Portland Public Schools

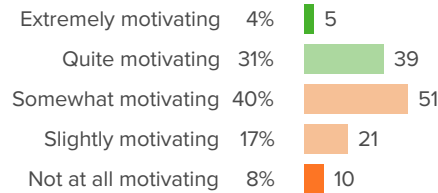
## How did people respond?

### Q.1: To what extent do you think that children enjoy going to your child's school?



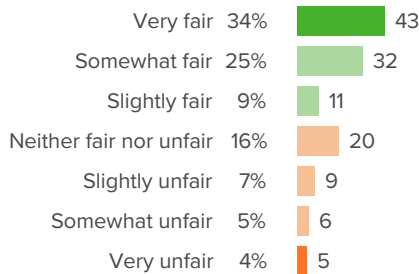
Favorable: **57%**

### Q.2: How motivating are the classroom lessons at your child's school?



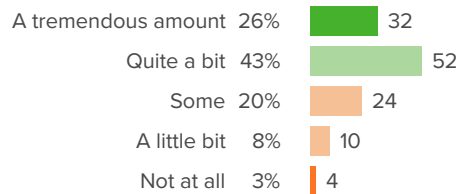
Favorable: **35%**

### Q.3: How fair or unfair is the school's system of evaluating children?



Favorable: **68%**

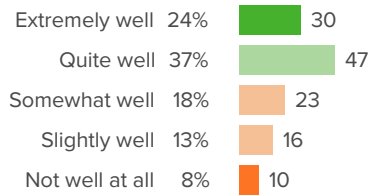
### Q.4: How much does the school value the diversity of children's backgrounds?



Favorable: **69%**

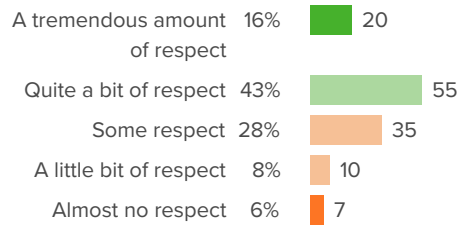


**Q.5: How well do administrators at your child’s school create a school environment that helps children learn?**



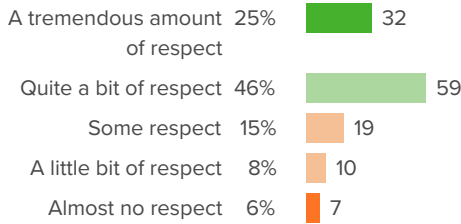
Favorable: **61%**

**Q.6: Overall, how much respect do you think the children at your child's school have for the staff?**



Favorable: **59%**

**Q.7: Overall, how much respect do you think the teachers at your child's school have for the children?**



Favorable: **72%**



# School Fit

Your average

# 52%

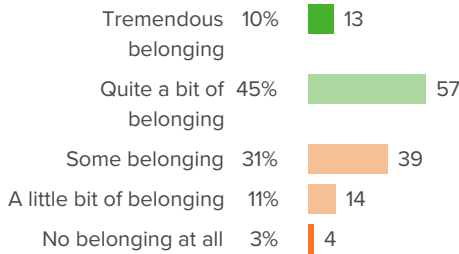
127 responses

School Type average: **50%** Middle School

District average: **62%** Portland Public Schools

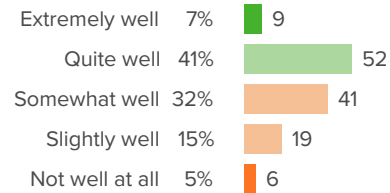
## How did people respond?

### Q.1: How much of a sense of belonging does your child feel at his/her school?



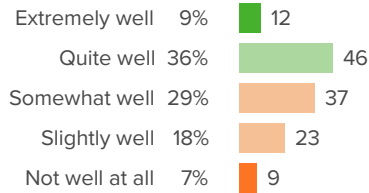
Favorable: **55%**

### Q.2: How well do you feel your child's school is preparing him/her for his/her next academic year?



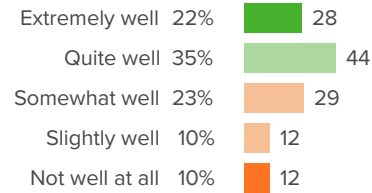
Favorable: **48%**

### Q.3: How well do the activities offered at your child's school match his/her interests?



Favorable: **46%**

### Q.4: At your child's school, how well does the overall approach to discipline work for your child?

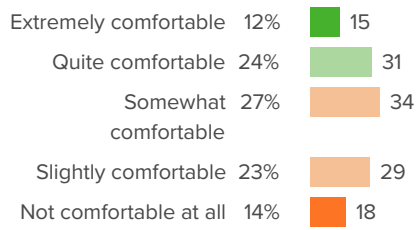


Favorable: **58%**



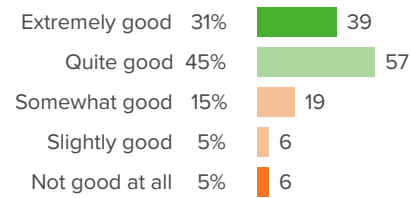


**Q.5: How comfortable is your child in asking for help from school adults?**



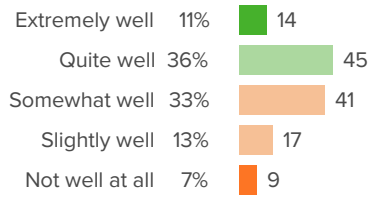
Favorable: **36%**

**Q.6: Given your child’s cultural background, how good a fit is his/her school?**



Favorable: **76%**

**Q.7: How well do the teaching styles of your child's teachers match your child's learning style?**



Favorable: **47%**



# School Safety

Your average

# 71%

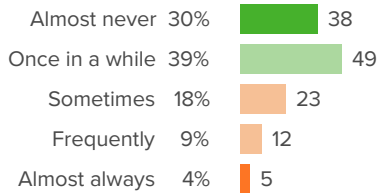
127 responses

School Type average: **68%** Middle School

District average: **77%** Portland Public Schools

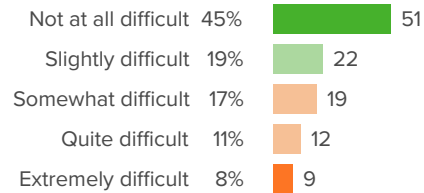
## How did people respond?

### Q.1: How often do you worry about violence at your child's school?



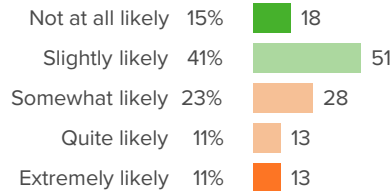
Favorable: **69%**

### Q.2: If a student is bullied at your child's school, how difficult is it for him/her to get help from an adult?



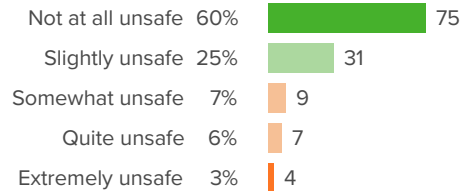
Favorable: **65%**

### Q.3: How likely is it that someone from your child's school will bully him/her online?



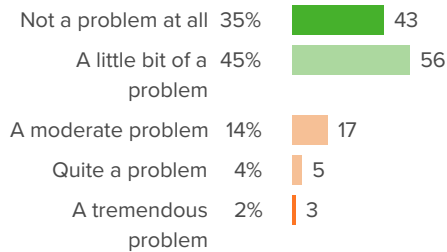
Favorable: **56%**

### Q.4: Overall, how unsafe does your child feel at school?



Favorable: **84%**

### Q.5: To what extent are drugs a problem at your child's school?



Favorable: **80%**



# Background Questions

## How did people respond?

### Q.1: What grade is your child in?

Pre-Kindergarten	0%	0
Kindergarten	0%	0
1st Grade	0%	0
2nd Grade	0%	0
3rd Grade	0%	0
4th Grade	0%	0
5th Grade	0%	0
6th Grade	34%	43
7th Grade	37%	46
8th Grade	29%	36
9th Grade	0%	0
10th Grade	0%	0
11th Grade	0%	0
12th Grade	0%	0

### Q.2: Below is a list of terms that people often use to describe their gender. How do you describe your gender?

Male	26%	33
Female	72%	90
Transgender	0%	0
Gender fluid / Non-binary	0%	0
Another gender identity not listed: (please specify below)	2%	2

### Q.3: Below is a list of terms that people often use to describe their sexuality or sexual orientation. How do you describe your sexuality or sexual orientation?

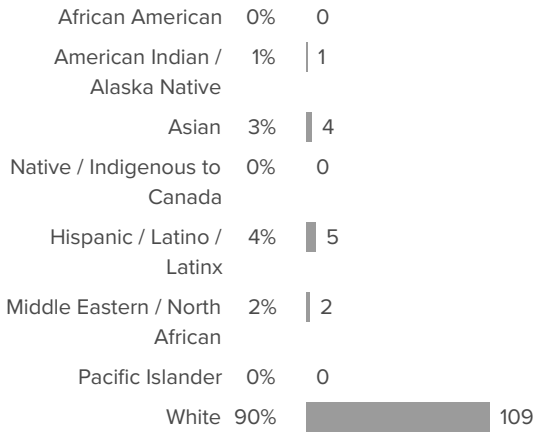
Gay	0%	0
Lesbian	1%	1
Bisexual / Pansexual	2%	2
Straight / Heterosexual	94%	111
Queer	0%	0
Questioning / not sure	2%	2
Another sexual orientation not listed above: (please specify below)	2%	2

### Q.4: Please select the race/ethnicity that you most identify with.

African American	0%	0
American Indian / Alaska Native	0%	0
Asian	4%	5
Native / Indigenous to Canada	0%	0
Hispanic / Latino / Latinx	2%	2
Middle Eastern / North African	0%	0
Pacific Islander	0%	0
White	94%	115



**Q.5: What races/ethnicities do you consider yourself?  
Please mark all that apply.**



**Q.6: Is your child enrolled in an immersion program at this school?**



**Q.7: Please select how you learned about this survey  
(Mark all that apply).**

