



## MAAMULAHA FURE-SIREEDKA PPS - HAGAHA TIXRAACA DEGDEGA AH

---

Maamulaha fure-sireedka ee PPS waxa uu u suurtageliyaa isticmaalayaasha in ay dib ugu dejiyaan fure-sireedkooda si ammaan ah. Isticmaalka ikhtiyaaro soo kabasho oo kala duwan, fure-sireedyada la ilaabay ama dhacay ayaa sidoo kale dib loo dejin karaa. Qalabkani wuxuu beddeli doonaa fure-sireedkaaga badi barnaamijyada shabakadaha PPS. (Email, Synergy, Peoplesoft, iwm.)

### Tallaabada 1. Gal My.PPS

Baadho [My.PPS.net](http://My.PPS.net) ama [launchpad.classlink.com/ppsor](http://launchpad.classlink.com/ppsor).

**Ku gal** magacaaga isticmaalaha (adigoon ku darin @pps.net) iyo fure-sireedkaaga hadda *Tusaale - Koontada asmith123@pps.net, u isticmaal asmith123 sida magacaaga isticmaalaha.*

Guji **SIGN IN** si aad u sii wadato

Username does not include @pps.net or @student.pps.net

## Welcome to My.PPS

Username  
cl\_test\_staff1

Password  
.....

**Sign In**

[Help, I forgot my password](#)

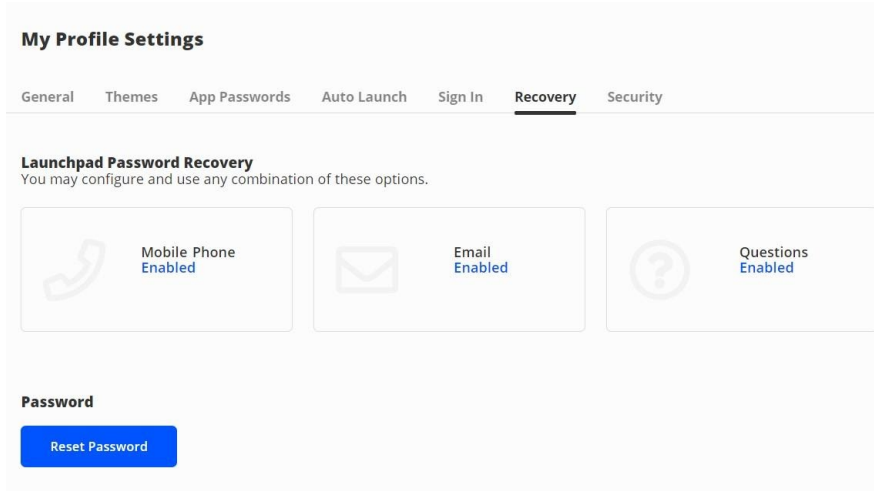
Or sign in using:

## Tallaabada 2: Dooro Dejinta Soo kabashada Fure-sireedka ee aad door bidayso

Dooro ikhtiyaarka **Dejinta** adigoo gujinaya sawirka borofaylkaaga ee ku taala midigta sare ee shaashada.



Kadib u gudub **Settings > Recovery screen** si aad u dooratid xulashooyinka soo kabashada.



Si lagaaga caawiyo soo kabashada akoonkaaga haddii aad waligaa ilowdo fure-sireedkaaga dooro mid ama dhammaan **xulashooyinka Soo kabashada Fure-sireedkaaga ee Launchpad**. Xulashooyinkaagu way kala duwanaa karaan iyagoo lagu saleynayo doorka PPS (shaqaale ama heerka fasalka arday).

### a) Taleefan Moobayl

Geli nambar telefoon oo sax ah oo aad inta badan haysato. Waxa lagu soo diri doona koodka xaqiijinta. Geli koodka xaqiijinta oo ku dhufo **SAVE**.

← Recovery

We will only use your phone number to send a password recovery text message.

Phone Number Verification Code

**b) Iimeyl**

Geli akoon iimeyl sax ah oo aad inta badan haysato (**MAAHA** koontadaada iimeylka ee PPS) oo ku dhufo **SAVE**. Waxaa lagu soo diri doona koodka xaqiijinta. Fur iimeylka aad hesho oo xaqiiji koontada.

← Recovery

We will only use your email to verify that you own your account.

Email

**c) Su'aalaha**

Ka dooro saddex su'aalaha caqabadaha ah ee u baahan in laga jawaabo ikhtiyaarada jira, geli jawaabaha aad xasuusan doonto oo ku dhufo **SAVE**.

[← Recovery](#)

If you forget your password, we will use these questions to verify your identity.

Question One  
What was your childhood phone number including...

Question Two  
What is the middle name of your oldest child?

Question Three  
What street did you live on in third grade?

[Go Back](#) [Save](#)

### Tallaabada 3: Dooro fure-sireed cusub (Ikhtiyaar)

Shaashada My.PPS.net Launchpad **Settings > Recovery** sidoo kale waa shaashad cusub oo aad ka beddeli karto fure-sireedkaaga shabakada PPS wakhti kasta.

**My Profile Settings**

General Themes App Passwords Auto Launch Sign In **Recovery** Security

**Launchpad Password Recovery**  
You may configure and use any combination of these options.

Mobile Phone Enabled Email Enabled Questions Enabled

**Password**  
[Reset Password](#)

Guji batoonka buluuga ah ee **'Reset password'**  
Geli fure-sireedkaaga hadda, fure-sireed cusub, oo guji Save.

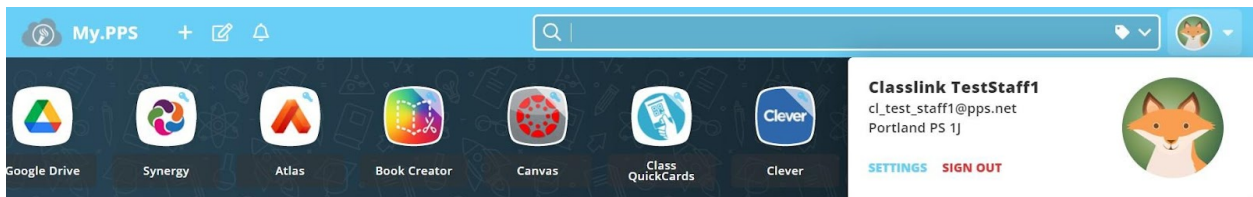
- Shaqaalaha & Ardayda fasalada 6-12 - Fure-sireedku waa inuu ahaadaa ugu yaraan 16 xaraf.
- Ardayda ku jirta fasalada K-5-Fure-sireedka waa in uu dhererkiisu ahaadaa ugu yaraan 12 xaraf.

Tixgeli inaad isticmaasho jumlad sir ah oo leh xarfo, tirooyin iyo meelo bannaan oo isku dhafan.

Shuruudaha fure-sireedka ee PPS oo dheeraad ah ayaa [HALKAN](#) ku qoran.

#### Tallaabada 4: Ka bax My.PPS

Ka dib markaad dooratid xulashooyinkaaga soo kabashada ee aad si ikhtiyaari ah u beddelato eraysireedkaaga fadlan ka bax My.PPS adiga oo dooranaya ikhtiyaarka **SIGN OUT** ee gaduudan ee ku yaala aagga borofaylka guud ee akoonka.

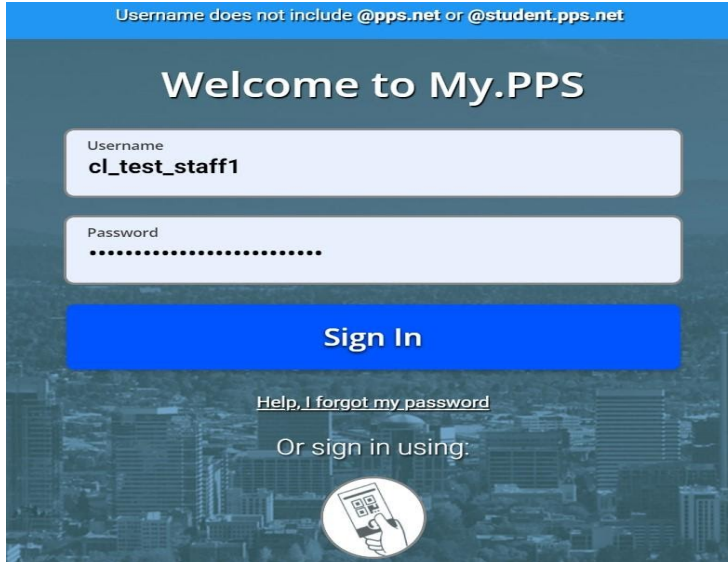


## Fure-sireedka Dhacay ama La Ilaaway

### Tallaabada 1: Dib u Deji Fure-sireedka

Barawsarkaaga ka gal [My.PPS.net](https://my.pps.net) ama [launchpad.classlink.com/ppsor](https://launchpad.classlink.com/ppsor)

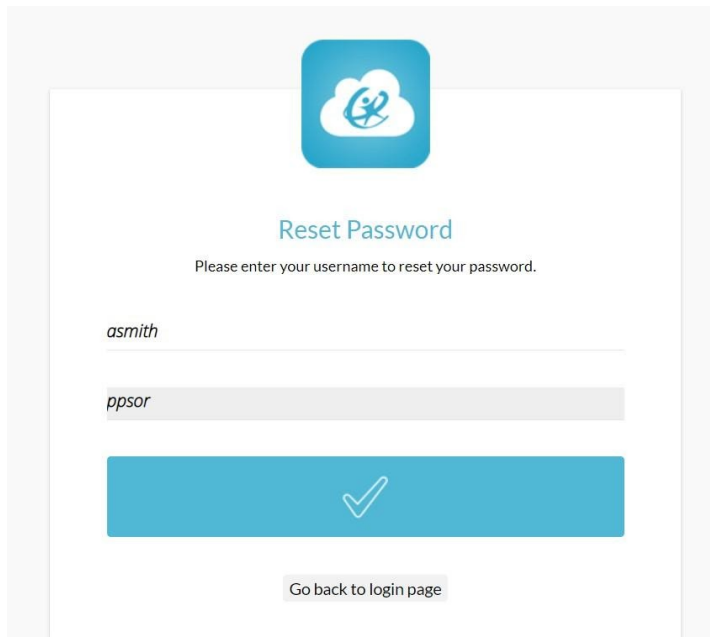
Guji linkiga '**Help, I forgot my Password**' ee ku yaal hoosta bogga



## Tallaabada 2: Geli Magaca isticmaalaha

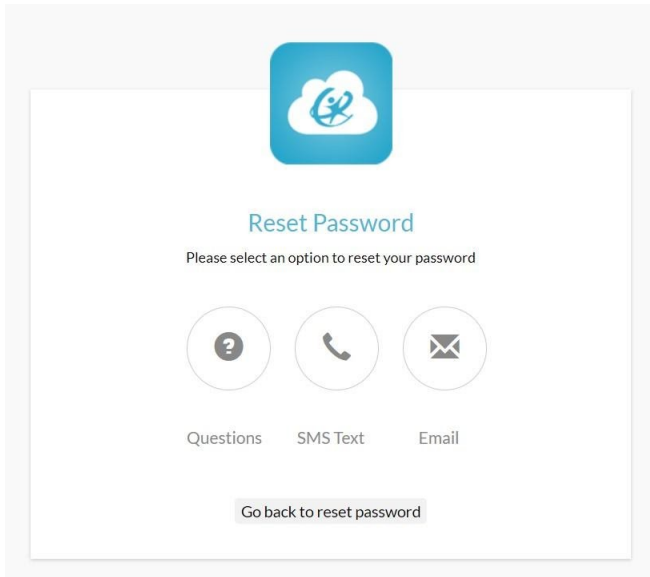
Geli Magaca isticmaalaha (adigoon ku darin @pps.net) oo ku dhufo batoonka buluuga ee 'calaamada saxda ah' .

Fiiro gaar ah: koodka 'ppsor' waa ka aasaasiga ah ee boggayaga ee ku tallaallidda iibiyahayaga waana in aan la beddelin.



## Tallaabada 3: Dooro Xulashada Soo-kabashada Fure-sireedka

Dooro mid ka mid ah xulashooyinka soo kabashada fure-sireedkaaga ee hore si aad dib ugu dejiso fure-sireedkaaga PPS



## Fure-sireedka Dhacay ama La Ilaaway (Caawinta Ardayga)

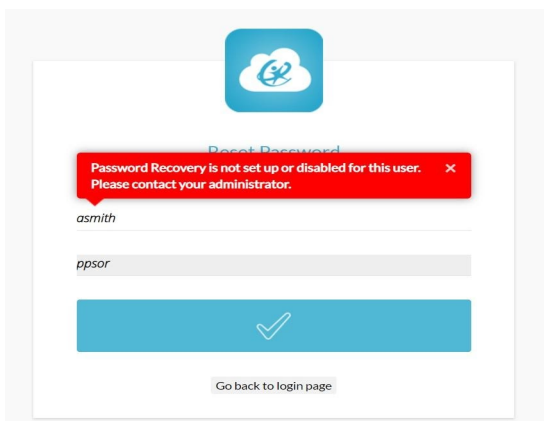
Ardayda u baahan in laga caawiyo dib u dejinta fure-sireedka waxa jira laba ikhtiyaar oo diyaar ah -

- 1) Macallinka Fasalka - fadlan tixraac qormada [Sida dib loogu dejiyo Fure-sireedka Ardayga iyadoo la isticmaalaya My.PPS](#)
- 2) Tababaraha Teknoolajiyadda/Shaqaalaha Kale - fadlan tixraac qormada [Sida Loo Adeegsado - Qalabka Dib u Dejinta Fure-sireedka Ardayga](#)

## Dhibaatooyika

### Waxaan ilaaway fure-sireedka laakiin waxaan helay fariin khaladeed

Haddii aan la dejin xulashooyinka soo kabashada fure-sireedkaaga waxaad la kulmi kartaa shaashadan.



**Wixi ku saabsan dhammaan arrimaha Maamulaha Fure-sireedka, fadlan soo gudbi tigidh taageero ama ka wac miiska adeegga PPS (503) 916-3375 si aad u hesho kaalmo.**