

# Oregon Historic Site Form

Columbia School  
716 Marine Dr  
Portland, Multnomah County

## LOCATION AND PROPERTY NAME

address: 716 NE Marine Dr  apprx. addr

Portland  vcnty Multnomah County

Optional Information  
 assoc addresses:  
 (former addresses, intersections, etc.)  
 location descr:  
 (remote sites)

historic name: Columbia School

current/  
 other names: Columbia Facility

block nbr: \_\_\_\_\_ lot nbr: \_\_\_\_\_ tax lot nbr: \_\_\_\_\_  
 township: \_\_\_\_\_ range: \_\_\_\_\_ section: \_\_\_\_\_ 1/4: \_\_\_\_\_  
 zip: \_\_\_\_\_

## PROPERTY CHARACTERISTICS

resource type: Building height (# stories): 2

elig. evaluation: not eligible/non-contributing

primary constr date: 1937 (c.)  secondary date: 1959 (c.)   
 (optional--use for major addns)

primary orig use: School

secondary orig use: Education-Related

primary style: Colonial Revival

secondary style: \_\_\_\_\_

primary siding: Horizontal Board

secondary siding: Wood:Other/Undefined

plan type: School (General)

total # eligible resources: 0 total # ineligible resources: 3

NR status: \_\_\_\_\_  
 NR date listed: \_\_\_\_\_ (indiv listed only; see Grouping for hist dist)

orig use comments: \_\_\_\_\_

prim style comments: \_\_\_\_\_

sec style comments: \_\_\_\_\_

siding comments: \_\_\_\_\_

architect: Edmondson & Kochendoerfer

builder: \_\_\_\_\_

comments/notes: The school is listed as being an HRI Rank III resource.

## GROUPINGS / ASSOCIATIONS

survey project name or other grouping name: PPS Historic Building Assessment 2009 Survey & Inventory Project

farmstead/cluster name: \_\_\_\_\_ external site #: 353  
 (ID# used in city/agency database)

## SHPO INFO FOR THIS PROPERTY

NR date listed: \_\_\_\_\_

ILS survey date: 6/24/2009

RLS survey date: 6/24/2009

Gen File date: \_\_\_\_\_

**106 Project(s)**



## ARCHITECTURAL / PROPERTY DESCRIPTION

(Include expanded description of the building/property, setting, significant landscape features, outbuildings, and alterations)

### Summary Description

Columbia Elementary School is situated in north Portland at 716 NE Marine Drive. The school campus consists of a primary U-shaped classroom and administrative building (353A). A detached L-shaped building, originally utilized for automotive classes, is situated at the east side of the parcel. This one story building features a gable roof and horizontal board siding. A concrete block bus garage (353B), utilized by Portland Public School's (PPS) transportation department, occupies the southwest portion of the campus. The wood frame building that rests on a poured concrete foundation. The exterior is clad in horizontal board siding. Gable roofs, covered in asphalt shingles, cover the various wings that comprise the building. The building features a very modest Colonial Revival detailing including a boxed cornice and a slender-columned portico that projects from the east elevation. The fenestration consists of grouped metal frame windows.

### Architectural Description

Columbia Elementary School is situated in north Portland at 716 NE Marine Drive. Located adjacent to the Columbia River, the school is surrounded by a mixture of marinas, light industrial buildings, and recent multi-family residential developments. With its location adjacent to the Columbia River on a 9.69-acre parcel lined with trees, Columbia Elementary School retains a park-like setting. The school campus consists of a primary U-shaped classroom and administrative building. A detached L-shaped building, originally utilized for automotive classes, is situated at the east side of the parcel. This building features a gable roof and horizontal board siding. A concrete block bus garage, utilized by Portland Public School's (PPS) transportation department, occupies the southwest portion of the campus. Athletic fields occupy the western edge of the campus.

The primary school building is a wood frame structure that rests on a poured concrete foundation. The exterior is clad in horizontal board siding. Gable roofs, covered in asphalt shingles, cover the various wings that comprise the building. The building features Classical Revival style details including a boxed cornice and columned portico that projects from the east elevation. The fenestration is comprised primarily of grouped metal frame windows.

### Interior plan

The primary entry to the building is from the east into a lobby, flanked by office and classroom spaces. Double loaded corridors extend north-south and east-west to provide access to the classroom and community spaces. The primary classroom and administrative spaces occupy the north and central portion of the U-shaped building. This portion of the school is single story. A two story wing, located at the south portion of the building, houses the gymnasium. PPS transportation department utilizes the one story wing located in the southwest section of the U-shaped building. The floors of the corridors are covered with 6" x 6" tile. Fluorescent light fixtures, suspended from the acoustic tile ceiling, illuminate the corridors.

The primary community spaces for the school are provided in a multi-purpose room and gymnasium. The multi-purpose room is located at the northwest end of the building. This space features glulamined arches. The gymnasium, located in the two story portion of the school, features a double height space lined with vertical tongue-and-groove paneling. A narrow balcony wraps around the room.

The classrooms are primarily rectangular with built-in cabinetry lining an interior wall. Many classrooms also feature wood chair, picture, and base moldings. Ventilation for the classrooms is provided through either an operable awning panel or a louvered ventilation panel.

Oil fueled boilers, located within the basement, provide heat for the school. Heat is provided to the classrooms through registers set within a soffit beneath the window. Additional registers, enclosed in metal surrounds, line the corridors.

### Alterations

There have been extensive alterations to the original campus and single story school building. The only remaining facility from the original campus is the garage and shop that were built in 1912. An addition to the original 1937 building was added in 1946 (PPS Architectural Plans 1946). A covered walkway on the north elevation of the school was removed at an unknown date (OHS Photo Columbia School 12-27-1942). In response to the need for classroom space, additions were built in 1950 and 1956. In 1959 a new cafeteria and locker room facility were constructed for the school. Although the double loaded corridors retain their original height and width, many spaces including the multi-purpose room and classrooms have been subdivided and/or expanded. The fenestration and interior finishes throughout the building have been altered (Portland Facility Profile).

## HISTORY

(Chronological, descriptive history of the property from its construction through at least the historic period [preferably to the present])

# Oregon Historic Site Form

Columbia School  
716 Marine Dr  
Portland, Multnomah County

## Statement of Significance

In 1907 School District 33, established a new school adjacent to the Columbia River on Marine Drive. The existing garage facility was added in 1912. The older school building soon became obsolete; a new school building, including the present two story gymnasium, was constructed in 1937 as Portland was attempting to emerge from the Great Depression. In response to the need for classroom space, additions were built in 1950 and 1956. In 1959 architect Donald Edmundson designed a new cafeteria and locker room facility for the school. Since the establishment of the school in 1907, ownership has been transferred multiple times before its current annexation by Portland Public Schools in 1964 (Portland Chronology Binder). The Transportation building was added in 1993.

Although archival information does not indicate the architect of the original school building and the early addition, the architect of the 1959 wing was well versed in the design of public buildings. A native of Oregon, Donald Edmundson graduated from Salem High School before attending North Pacific Evangelistic School and classes at the University of Oregon Extension School. In the mid-1920s Edmundson gained experience in the office of Houghtaling & Dougan, the architects of Washington High School. During World War II he worked for the Vancouver Housing Authority. From 1943-1953 Edmundson worked independently until he formed a partnership with Neil R. Kochendoerfer. The firm added Evan Kennedy, as engineer to the partnership Edmundson, Kochendoerfer & Kennedy in 1962. Edmundson is listed as the sole architect of Clinton Kelly School and an addition to Cleveland High School. With Neil Kochendoerfer he designed Wilson High School. During Kennedy's tenure, the firm designed the gymnasium addition for Cleveland High School. Other important projects designed by the firm were Morgan's Alley and O'Bryant Park in Portland and hospitals in the Dalles, Hood River, and Pendleton, Oregon (Ritz 2003: 122).

As a result of the extensive additions to the school and campus Columbia School retains little integrity. The various wings of the school are designed in distinctively different manners and feature incompatible fenestration and building materials. Due to the additions and interior alterations and resulting lack of coherent building vocabulary, Columbia School is not eligible for the NRHP under Criterion A, B, or C.

## RESEARCH INFORMATION

(Check all of the basic sources consulted and cite specific important sources)

- |  |  |  |   |
|--|--|--|---|
| <input type="checkbox"/> Title Records           | <input type="checkbox"/> Census Records                  | <input type="checkbox"/> Property Tax Records  | <input checked="" type="checkbox"/> Local Histories |
| <input checked="" type="checkbox"/> Sanborn Maps | <input checked="" type="checkbox"/> Biographical Sources | <input checked="" type="checkbox"/> SHPO Files | <input checked="" type="checkbox"/> Interviews      |
| <input type="checkbox"/> Obituaries              | <input checked="" type="checkbox"/> Newspapers           | <input type="checkbox"/> State Archives        | <input type="checkbox"/> Historic Photographs       |
| <input type="checkbox"/> City Directories        | <input type="checkbox"/> Building Permits                | <input type="checkbox"/> State Library         |   |

Local Library: Multnomah County Library University Library: Portland State University Library  
Historical Society: Oregon Historical Society Other Repository: PPS Archives

Bibliography: Betelle, James O. "Architectural Styles as Applied to School Buildings." American School Board Journal. Vol. 58 (April 1919).

Cremin, Lawrence. The Transformation of the School: Progressivism in American Education, 1876-1957. New York: A. Knopf, 1961.

Cubberley, Ellwood Patterson. The Portland Survey: A Textbook on City School Administration Based on a Concrete Study. Yonkers-on-Hudson, NY: World Book Co., 1915.

Oregonian. "Change Favored in School Buildings." 3-31-1914.

Oregonian. "Mayor Lane and the Schools." 10-31-1906.

Oregonian. "School Buildings are Called Unfit." 7-31-1910.

Patton, Glenn. "American Collegiate Gothic: A Phase of University Architectural Development." Journal of Higher Education. Vol. 38, No. 1 (January, 1967).

Portland Public Schools. Schools Chronology Binder.

\_\_\_\_\_. Columbia Facility Profile.

Powers, Alfred and Howard McKinley Corning, History of Education in Portland. [Portland]: Work Projects Administration, 1937.

Rippa, Alexander. Education in a Free Society: An American History. New York: Longman, 1997.

Ritz, Richard. E. Architects of Oregon. A Biographical Dictionary of Architects Deceased – 19th and 20th Centuries. Portland: Lair Hill Publishing, 2003.

Sanborn Map Company

1924-1928, 1908-Dec. 1950 Sanborn Maps, Multnomah County Public Library, Portland, Oregon. Available at: <https://catalog.multcolib.org/validate?url=http%3A%2F%2F0-sanborn.umi.com.catalog.multcolib.org%3A80%2F>. Accessed June 16, 2009.

# Oregon Historic Site Form

Columbia School  
716 Marine Dr  
Portland, Multnomah County

Sibley, Ernest. "Why I Prefer the Colonial Style." School Board Journal: Vol. 66 (January 1923).

Snyder, Eugene E. Portland Names and Neighborhoods. Their Historic Origins. Portland: Binforrd & Mort Publishing; 1st edition 1979.



East elevation facing northwest



Facing east



North elevation facing south



Auto storage building facing southeast



West elevation facing east



Gym facing west



Multipurpose room facing south



Classroom built-ins



Corridor facing east



Entry facing east



# Columbia Facility

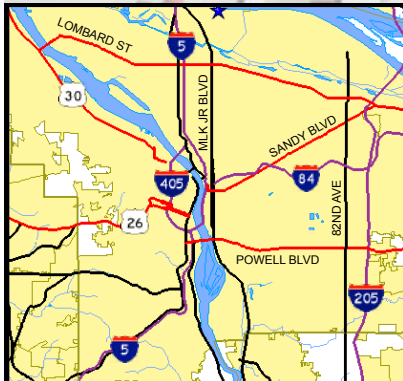
716 NE Marine Drive, Portland OR, 97211

[View Site in Google Maps](#)






1960 photographs of the Columbia School.

Aerial photo © 2009 Metro, Portland OR Imagery Date: July 12, 2007



## Historical Significance and Building Integrity

-  Contrib: High Significance
-  Contrib: Moderate Signif.
-  Non-Contributing



## Building Periods

1. Main Building (353A), 1937-1946
2. Classroom Addition (353A), 1950
3. Classroom Addition (353A), 1956
4. Cafeteria Addition (353A), 1959
5. Bus Garage (353B), 1993