

# MPG BUILDING AT BENSON CAMPUS

DESIGN ADVISORY GROUP SESSION #3

SUMMARY AND NOTES

DECEMBER 12, 2019

SAFE	<p><b>STUDENTS:</b></p> <ul style="list-style-type: none"> <li>Stay focused and on task</li> <li>Maintain personal space</li> <li>Maintain line of sight</li> </ul>	<p>break if needed</p> <p><b>STUDENTS:</b></p> <ul style="list-style-type: none"> <li>Follow instructions</li> <li>Stay seated</li> <li>Ask for a break if needed</li> </ul>	<p><b>STUDENTS:</b></p> <ul style="list-style-type: none"> <li>Maintain line of sight</li> <li>Stay focused and on task</li> <li>Respect those around you</li> </ul>
	<p><b>STAFF:</b></p> <ul style="list-style-type: none"> <li>Be present</li> <li>Be engaged</li> <li>Be supportive</li> </ul> <p><b>STUDENTS:</b></p> <ul style="list-style-type: none"> <li>Stay focused and on task</li> <li>Maintain line of sight</li> <li>Take pride in the area by keeping it clean</li> </ul>	<p><b>STAFF:</b></p> <ul style="list-style-type: none"> <li>Create a positive learning environment</li> <li>Create culturally relevant lessons</li> <li>Set clear expectations</li> </ul> <p><b>STUDENTS:</b></p> <ul style="list-style-type: none"> <li>Come prepared to work</li> <li>Take care of school supplies</li> <li>Participate actively and positively</li> </ul>	<p><b>STAFF:</b></p> <ul style="list-style-type: none"> <li>Act as a role-model for behavior and engagement</li> </ul> <p><b>STUDENTS:</b></p> <ul style="list-style-type: none"> <li>Stay focused and on task</li> <li>Use appropriate language</li> <li>Maintain personal space</li> </ul>
	<p><b>STAFF:</b></p> <ul style="list-style-type: none"> <li>Interact positively</li> <li>Be supportive</li> <li>Be engaged</li> </ul> <p><b>STUDENTS:</b></p> <ul style="list-style-type: none"> <li>Be mindful of others</li> <li>Speak in a low volume</li> <li>Take pride in the area by keeping it clean</li> </ul>	<p><b>STAFF:</b></p> <ul style="list-style-type: none"> <li>Honor multiple perspectives</li> <li>Provide academic support</li> <li>Create a positive learning environment</li> </ul> <p><b>STUDENTS:</b></p> <ul style="list-style-type: none"> <li>Listen to and value other's opinions</li> <li>Choose language and words that are positive and encouraging</li> <li>Ask for support if needed</li> </ul>	<p><b>STAFF:</b></p> <ul style="list-style-type: none"> <li>Create educational opportunities reflective of the community</li> </ul> <p><b>STUDENTS:</b></p> <ul style="list-style-type: none"> <li>Act as a good citizen while present in the community</li> <li>Look out for others</li> </ul>

**DISCOVERING AND RISING TOGETHER**



THIS PAGE INTENTIONALLY LEFT BLANK

## MEETING DETAILS

### Meeting Location

Alliance at Meek School  
4039 NE Alberta Ct, Portland, OR 97211

### Attendees

#### PORTLAND PUBLIC SCHOOLS (PPS):

Jamie Hurd, Project Manager

#### DESIGN ADVISORY GROUP MEMBERS:

Allison Adams  
Breanna Gervais  
Cathy Reynolds  
Cheryl James  
Elli Sussman  
Emily Etzkorn  
Erlinda Badinas  
Jeffrey McGee  
Korinna Wolfe  
Lisa Veatch  
Max Whitehouse  
Nathaniel Edmunds  
Susan Kaller  
Susan McLawhorn

#### GENERAL PUBLIC

Stephen Coy  
Matt Kincaid  
Catherine M. Volpin

#### DESIGN TEAM

Joe Echeverri, Bassetti Architects  
Lydia Burns, Bassetti Architects  
Debora Ashland, Bassetti Architects  
Jake Rose, Bassetti Architects

### Agenda

- |             |   |
|-------------|---|
| 6:30 - 6:35 | Arrival & Welcome   |
| 6:35 - 6:45 | Project Update <ul style="list-style-type: none"><li>+ School observations held today</li><li>+ Upcoming school tour on Saturday</li></ul>                          |
| 6:45 - 7:20 | Guiding Principles Follow-Up Activity <ul style="list-style-type: none"><li>+ Review Guiding Principles and provide feedback</li><li>+ Discuss as a group</li></ul> |
| 7:20 - 8:20 | Programming and Site Activities <ul style="list-style-type: none"><li>+ Activity 1: Programming Activity</li><li>+ Activity 2: Site Massing Activity</li></ul>      |
| 8:20 - 8:30 | Wrap Up <ul style="list-style-type: none"><li>+ Next steps</li><li>+ Tour transportation logistics</li></ul>  |

## PROJECT UPDATE

Joe Echeverri, Bassetti Architects, provided an update on the MPG project. The design team observed all the schools earlier in the day, visiting with administrators and teachers to better understand the schools and their programs.

Saturday, December 14th, the Design Advisory Group (DAG) is invited to tour Woodburn Success High School to visit a recently-built school that caters to an alternative learning environment.

To further understand the multiple schools, how they operate, and how they might co-exist on one site, 3 activities were scheduled for this meeting. Debora Ashland, Bassetti



## GUIDING PRINCIPLES FOLLOW-UP ACTIVITY

In response to the list of themes and associated words identified at Design Advisory Group (DAG) Meetings #1 and #2, the Design Team generated a refined, draft list of 'Guiding Principles' specific to the MPG Building. During the activity, DAG members were divided into three groups to review, edit and add to the statements, in order to capture the vision and essence guiding each school. The resulting distilled statements will be a living document to guide the project throughout design, providing a tangible benchmark to measure against, as the project design develops.

The groups edited down the original list by discussing the merits of the educational goals, rethinking the items presented, and combining similar items.

### DRAFT GUIDING PRINCIPLES PRESENTED AT MEETING:

1. Create a respectful, inclusive community that empowers students
2. Celebrate Diversity: create a new community that is culturally responsive and supports diversity of all ages, race, gender, sexuality, and physical and mental abilities
3. Support the melding of all educational programs into one community which enhances a sense of belonging, provides greater visibility of students, enriches community engagement, decreases fragmentation with greater educational opportunities, and encourages re-connection
4. Promote culturally-sustaining family involvement by providing adequate space for families, and extended families, that fosters culturally sustaining events and services
5. Cultivate connections of all cultures and community engagement; honor the indigenous land on which the school is built
6. Foster wellness and health by providing a safe and secure facility that provides a variety of support: community resources, mental health, nutritional needs, clothing/showers/laundry, child-care, etc.
7. Advance preparation of learners by providing flexibly-sized spaces for many instructional modalities: individualized to large group learning, project based, CTE, and so forth.
8. Encourage curiosity, creativity, and inquiry by providing programs and spaces that leverage relationships and community connections to drive collaboration and play...structured and unstructured.



9. Provide a variety of settings allowing flexible and confidential places, spaces for calmness and excitement, and connection and access to the environment. Incorporate trauma informed design.

10. Create benefits for the environment through sustainable methods in the design and construction of the building and through operations, including user connection with the environment.

11. Create a school that is appealing, warm, and inviting to all, and reflects the school's values

#### UPDATED DRAFT OF GUIDING PRINCIPLES BASED ON MEETING INPUT:

+ Create a **respectful, inclusive COMMUNITY** responsive and adaptable to student needs and student voice – **EMPOWERING students** and instilling a **sense of PRIDE**.

+ Support the **MISSION of the schools**. Uphold and **celebrate the IDENTITY** of each school, **enhancing a SENSE OF BELONGING** and providing greater visibility for students to engage with the wider community through better educational opportunities – encouraging re-connection.

+ **Celebrate and support DIVERSITY** of all ages, races, genders, sexuality, physical and neurological abilities.

+ **Cultivate durable CONNECTIONS of all CULTURES**. Promote culturally-sustaining family involvement by providing culturally-connected events and services. Honor the indigenous land on which the school is built.

+ **Create a campus that is APPEALING, WARM, and INVITING** to all (students, staff, volunteers, families, visitors), and **reflects the schools' values** such as healing growth, justice, and opportunity. Create left brain/right brain experiences to provide non-institutional character respectful of the Northwest.

+ Provide **access and strong CONNECTIONS to the ENVIRONMENT**. Incorporate **SUSTAINABLE ELEMENTS** in the design, construction, and operations of the facility.

+ **FOSTER WELLNESS AND HEALTH** by providing a **SAFE AND SECURE facility** by providing support, including: community resources, mental health, nutritional needs, clothing/showers/laundry, child-care, etc.

+ **Encourage CURIOSITY, CREATIVITY, and INQUIRY** by providing **FLEXIBLE INFRASTRUCTURE and SPACES** to drive collaboration and play – structured and unstructured. Include places for calmness, confidentiality, and reflection, as well as social connection and excitement. Provide **PURPOSEFUL DESIGN SOLUTIONS**.


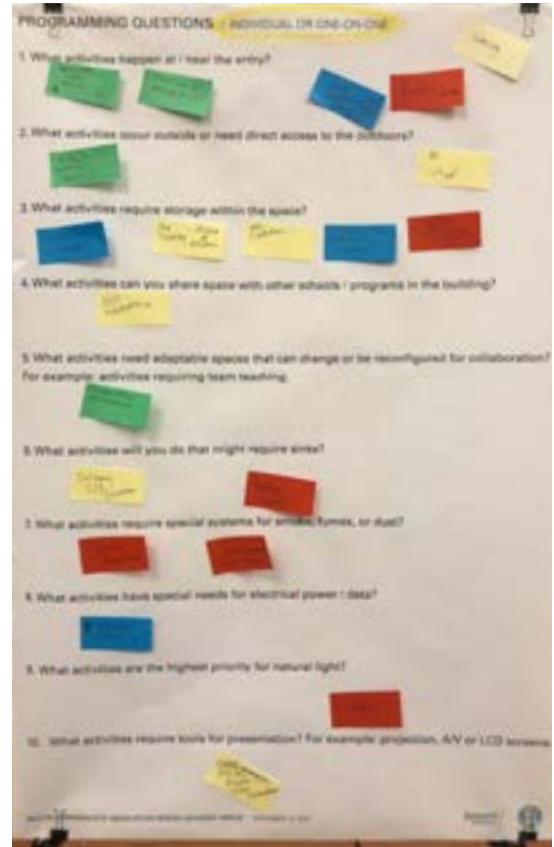
+ **ENGAGE THE COMMUNITY** by leveraging existing community relationships and connections. Support new partnerships to **enhance LEARNING OPPORTUNITIES**.

## PROGRAMMING AND SITE ACTIVITIES: ACTIVITY 1 - PROGRAMMING ACTIVITY

The overall group was split into two groups for the programming and site activities. Building upon the list of program-related activities identified by the group during DAG Meeting #2, participants were asked to consider a variety of programming questions, in order for the design team to better understand the required attributes that would make different activities function most successfully. Following are the responses, color-coded and documented by school:

### INDIVIDUAL OR ONE-ON-ONE:

1. What activities happen at / near the entry?
  - + DART/C – Agency staff, visitor sign in, Student pick-up and drop-off for appointments
  - + Teen P – Living room gathering area. Cozy waiting room
  - + All @ Meek – Greeting families
  - + All @ Benson – Tutoring
2. What activities occur outside or need direct access to the outdoors?
  - + DART/C – Activity: sensory or emotional breaks
  - + All @ Benson – PE – 1 to 3 people
3. What activities require storage within the space?
  - + All @ Meek – Auto spare parts
  - + All @ Benson – Food pantry, every classroom
  - + Reconnection Services – Clothing closet, Student & family outreach materials
4. What activities can you share space with other schools / programs in the building?
  - + All @ Benson – IEP evaluations
5. What activities need adaptable spaces that can change or be reconfigured for collaboration? For example: activities requiring team teaching.
  - + DART/C – Therapists meetings, SPED assessments
6. What activities will you do that might require sinks?
  - + All @ Meek – Bathing, hygiene
  - + All @ Benson – Culinary, CTE classroom
7. What activities require special systems for smoke, fumes, or dust?
  - + All @ Meek – Science; fume hood, separate room for chemical storage
8. What activities have special needs for electrical power / data?
  - + Reconnection Services – 5 Confidential offices
9. What activities are the highest priority for natural light?
  - + All @ Meek – Counseling
10. What activities require tools for presentation? For example: projection, A/V or LCD screens.
  - + All @ Benson – Student group presentations – Digital media video presentation



SMALL GROUP:

1. What activities happen at / near the entry?
  - + DART/C – Bus drop off, Student pick-up & drop off (from different programs)
2. What activities occur outside or need direct access to the outdoors?
  - + DART/C – Small group class activities: walks personal space 1-15 people, PE 10-15 students
  - + Teen P – Gardening, Parenting Groups, Family night
  - + All @ Meek – Natural Resources – CTE Farm to Table
  - + All @ Benson – PE 3-13 people
3. What activities require storage within the space?
  - + DART/C – Science & Art supplies, Gym & Sports supplies, textbooks, student work (students don't carry backpacks), cumulative files in office
  - + Teen P – Staff meetings
  - + All @ Meek – Video production & Digital media
  - + All @ Benson – Science, PE, Art, CTE: filament, paper rolls, wood, leather for design & fabrication courses
4. What activities can you share space with other schools / programs in the building?
  - + DART/C – Lunch, Meeting rooms, Gym / PE, IEP or other team meetings 5-10 people, If Art is shared, program specific storage for supplies is needed, Storage for student artwork.
  - + All @ Benson – PE, Health sciences < 10 people
5. What activities need adaptable spaces that can change or be reconfigured for collaboration? For example: activities requiring team teaching.
  - + DART/C – Itinerant staff work space 8 people
  - + Teen P – Offices and Instruction space
  - + All @ Benson – Classrooms
6. What activities will you do that might require sinks?
  - + DART/C – Staff lunch room 5-10 people, Art & Science 5 people, Student lunch
  - + Teen P – Staff meetings, Cooking, Gardening, Parenting classes, Daily operation
  - + All @ Meek – Art 12 +/- people, Cooking <10 people
  - + All @ Benson – Science, Art, & Culinary 15 people, Model making 1-12 people
7. What activities require special systems for smoke, fumes, or dust?
  - + DART/C – Staff break / lunchroom
  - + All @ Meek – Cooking, Auto shop & Manufacturing shop (all things shop)
  - + All @ Benson – Ceramics 1-12 people, Science 15 people
8. What activities have special needs for electrical power / data?
  - + Teen P – Nursing, Home instruction, Parenting classes, Staff meetings




- + All @ Meek – Auto shop & Manufacturing shop (all things shop)  
Load bearing floor and power for lifts, High bays, charging stations, lockers for phones
  - + All @ Benson – Culinary, Kiln, CNC/3D printer 1-12 people, CAD/Rendering 1-12 people
9. What activities are the highest priority for natural light?
    - + DART/C – Classroom, Break time away for students
    - + All @ Meek – Art painting & drawing,
    - + All @ Benson – Classrooms, Common areas
  10. What activities require tools for presentation? For example: projection, A/V or LCD screens.
    - + Teen P – Team meetings
    - + All @ Meek – All classrooms 15 people, Meetings: staff & community (parents, family), Digital Media instruction
    - + All @ Benson – All classrooms, Math and Science need more whiteboards than a typical classroom.

Request from Alliance at Meek, Adam Mendola, for a Video-Production and Post-production space. Notes indicate it could be a modular space that accommodates computers and have an open space to shoot in. Ideally it would be a separate space adjacent to spaces for shooting and editing. The production studio would have a control booth, ceiling rigging for moveable curtains and peripheral space for seating. Secure storage is needed for equipment.

CLASS SIZE:

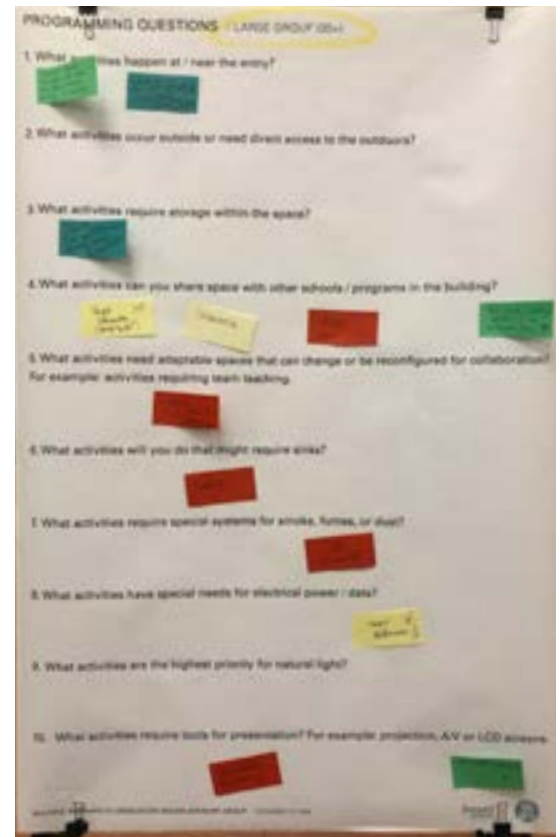
1. What activities happen at / near the entry?
  - + DART/C – Student drop-off (buses), Agency & school staff entry
2. What activities occur outside or need direct access to the outdoors?
  - + Teen P – gardening, Parenting Groups, Family nights
  - + All @ Meek – PE, Walking, Sewing, Art
3. What activities require storage within the space?
  - + DART/C – Gym with school sports equipment storage
  - + Teen P – Classes, CPR, Family nights, Tutoring, Parent group, Post-secondary planning, Curriculum, Bookshelves & storage for 500+ books (Library)
  - + All @ Meek – Mindfulness, Science – locking storage. Need a lot 15 people, Media center, Library
4. What activities can you share space with other schools / programs in the building?
  - + DART/C – Staff lunchroom 10 people
  - + All @ Meek – Mindfulness 15 people (need room for yoga mats), PE / Health activities 10-20 people, Robotics practice  
 Need large space – Student and mentors attend, best on carpet 10-20 people
5. What activities need adaptable spaces that can change or be reconfigured for collaboration? For example: activities requiring team teaching.
  - + Teen P – Curriculum instruction 15 people, Staff meetings, Program Groups for parenting
  - + All @ Benson – Staff Meetings 20 people
6. What activities will you do that might require sinks?
  - + All @ Meek – Science 15 people
7. What activities require special systems for smoke, fumes, or dust?
  - + All @ Benson – Science gas
8. What activities have special needs for electrical power / data?
  - + All @ Benson – Science possible high electrical loads; Video production, studio, booth, high ceilings and storage
9. What activities are the highest priority for natural light?
  - + All @ Benson – Library, reading literacy instruction
10. What activities require tools for presentation? For example: projection, AV or LCD screens. - none





LARGE GROUP:

1. What activities happen at / near the entry?
  - + DART/C - School staff housed off-site and don't have keys. Need entry once a week
  - + Teen P – Guests sign-in in an area. 3 times a year have Family nights. Program events: "Village Up", "Holiday Party", "Graduation Party"
2. What activities occur outside or need direct access to the outdoors?  
----
3. What activities require storage within the space? -
  - + Teen P – Classes, Tutoring, Post-secondary planning, CPR classes, Parenting Groups, Family nights
4. What activities can you share space with other schools / programs in the building?
  - + DART/C – All staff meeting 50 people
  - + All @ Meek – MORP (Prom) > 50 people
  - + All@ Benson – Orientation, Project Collaboration (design/build) 30 people +/-, DISCO 'Discovery Cohort Dedicated Space' 15-20 people
5. What activities need adaptable spaces that can change or be reconfigured for collaboration? For example: activities requiring team teaching.
  - + All @ Meek – Science 3+ subjects and projects in one room at the same time
6. What activities will you do that might require sinks?
  - + All @ Meek – Eating
7. What activities require special systems for smoke, fumes, or dust?
  - + All @ Meek – PE – Need ventilation
8. What activities have special needs for electrical power / data?
  - + All @ Benson – Cinema (60 +/-), Performance 150 +/-
9. What activities are the highest priority for natural light?  
----
10. What activities require tools for presentation? For example: projection, A/V or LCD screens.
  - + DART/C – Staff meetings >50
  - + All @ Meek – Assemblies, film viewing



## PROGRAMMING AND SITE ACTIVITIES: ACTIVITY 1 - PROGRAMMING ACTIVITY

The MPG Building will consolidate a number of schools onto one shared campus. In order for the design team to understand how each school operates on a daily basis, the group was asked to complete an activity schedule based on their current operation. The resulting compiled schedule is documented on the following pages.

The compiled schedule illustrates how the overall combined campus might operate daily, based on current operations. This exercise helps identify what activities could potentially take advantage of shared space between the schools.





# MPG SCHOOL SCHEDULES

	Monday	Tuesday	Wednesday	Thursday	Friday
7:00 AM					
8:00 AM	Students in Class	Students in Class	Students in Class	Students in Class	Students in Class
9:00 AM	Staff in Class	Students in Class	Students in Class	Students in Class	Students in Class
10:00 AM	Class (150 students, 11 Staff, 12 Classrooms)	Class (150 students, 11 Staff, 12 Classrooms)	Class (150 students, 11 Staff, 12 Classrooms)	Class (150 students, 11 Staff, 12 Classrooms)	Class (150 students, 11 Staff, 12 Classrooms)
11:00 AM	Culinary Class (15 students, 1 Staff)	Culinary Class (15 students, 1 Staff)	Culinary Class (15 students, 1 Staff)	Culinary Class (15 students, 1 Staff)	Culinary Class (15 students, 1 Staff)
12:00 PM	Lunch	Lunch	Lunch	Lunch	Lunch
1:00 PM	Staff Office Hours	Staff Office Hours	Staff Office Hours	Staff Office Hours	Staff Office Hours
2:00 PM	Students in Class	Students in Class	Students in Class	Students in Class	Students in Class
3:00 PM	Students in Class	Students in Class	Students in Class	Students in Class	Students in Class
4:00 PM	Staff Meeting	Staff Meeting	Staff Meeting	Staff Meeting	Staff Meeting
5:00 PM	Gym Games 4-8 pm	Robotics	Robotics	Robotics	Robotics
6:00 PM	Tutoring <10 ppl 3:30-9:30 pm	Basketball Practice 4-8 pm	Basketball Practice 4-8 pm	Basketball Practice 4-8 pm	Basketball Practice 4-8 pm
After School	Class (15 students, 2 Staff, 2 Disrms) 5-7 pm	Class (15 students, 2 Staff, 2 Disrms) 5-7 pm	Class (15 students, 2 Staff, 2 Disrms) 5-7 pm	Class (15 students, 2 Staff, 2 Disrms) 5-7 pm	Class (15 students, 2 Staff, 2 Disrms) 5-7 pm
	1 Counselor, 1 Social Worker, 1 Admin	1 Counselor, 1 Social Worker, 1 Admin, 1 Engagement Coach	1 Counselor, 1 Social Worker, 1 Admin, 1 Engagement Coach	1 Counselor, 1 Social Worker, 1 Admin, 1 Engagement Coach	1 Counselor, 1 Social Worker, 1 Admin, 1 Engagement Coach
	SIT Meeting (7)				
	Gym Class (2-15 ppl)	Gym Class (2-15)	Gym Class (2-15)	Gym Class (2-15)	Gym Class (2-15)
	Pick-up	Pick-up	Pick-up	Pick-up	Pick-up
	Individual tutoring (all day and after school)	Individual tutoring (all day and after school)	Individual tutoring (all day and after school)	Individual tutoring (all day and after school)	Individual tutoring (all day and after school)
	Daycare (24+ teachers)	Daycare (24+ teachers)	Daycare (24+ teachers)	Daycare (24+ teachers)	Daycare (24+ teachers)
	Lunch Grp 6-10	Lunch Grp 6-10	Lunch Grp 6-10	Lunch Grp 6-10	Lunch Grp 6-10
	Staff working in offices	Staff working in offices	Staff working in offices	Staff working in offices	Staff working in offices
	Community mtg. (20:30)	Community mtg. (20:30)	Community mtg. (20:30)	Community mtg. (20:30)	Community mtg. (20:30)
	Drop-off	Drop-off	Drop-off	Drop-off	Drop-off
	Teacher Prep (4 ppl)	Teacher Prep (4 ppl)	Teacher Prep (4 ppl)	Teacher Prep (4 ppl)	Teacher Prep (4 ppl)
	Office Staff Arrive	Office Staff Arrive	Office Staff Arrive	Office Staff Arrive	Office Staff Arrive
	Meek	Benson	DART/Clinton	Teen Parent	Reconnection

# MPG SCHOOL SCHEDULES

Time	Saturday		Sunday		Bi-weekly		Monthly		Other	
	Students	Staff	Students	Staff	Students	Staff	Students	Staff	Students	Staff
7:00 AM										
8:00 AM										
9:00 AM										
10:00 AM										
11:00 AM										
12:00 PM										
1:00 PM										
2:00 PM										
3:00 PM										
4:00 PM										
5:00 PM										
6:00 PM										
After School										
	Meek	Benson	DART/C	Teen Parent	Reconnection					

as of 12-12-19

## PROGRAMMING AND SITE ACTIVITIES: ACTIVITY 2 - SITE MASSING ACTIVITY

Building upon the site analysis activity completed in DAG Meeting #2, each of the two groups participated in a Site Massing & Adjacency exercise. Using scaled, colored blocks representing a preliminary allotment of square footage for each school, the group arranged the blocks on a scaled model of the site, to explore:

- + Relationships between the different schools
- + Potential entry locations for pedestrians, vehicles and visitors
- + Incorporation of / response to site features
- + Location of program elements in relation to the ground level
- + Ideal location for shared program elements identified thus far

The resulting schemes will help the design team understand priorities and potential site opportunities, informing further site massing development options that will be discussed at future DAG meetings.








### GROUP #1 / ALTERNATIVE A:

This group arranged the blocks to take advantage of:

- + Easy bus pick-up/drop off for DART/Clinton st the northwest corner of the site
- + Main entry to the school off NE Glisan St
- + Loading and Auto Shop access off of NE 16th Ave - near the northeast corner of the site
- + Central courtyard near entry, accessible to all schools
- + Central gym/commons spaces accessible to all schools
- + Library space near entrance/courtyard
- + Teen Parent Services located at the southwest corner of the site - far from DART/Clinton, proximity to existing park and playground
- + Building pulled back from northeast and southeast corners of site to avoid trees
- + Rooftop garden above gym - accessed from third floor Alliance at Meek classroom space
- + Parking garage entry at southeast corner of site
- + Separate entrance for Reconnection Services at southwest corner





-  ALLIANCE AT MEEK
-  ALLIANCE AT BENSON
-  DART/CLINTON
-  TEEN PARENT SERVICES
-  RECONNECTION SERVICES
-  MULTIPURPOSE/SERVERY  
PE/HEALTH
-  LIBRARY



## GROUP #2 / ALTERNATIVE B:








This group came up with an arrangement remarkably similar to that of the first group. They arranged the blocks to take advantage of:

- + Easy bus pick-up/drop off for DART/Clinton st the northwest corner of the site
- + Main entry to the school with entry plaza off NE Glisan St
- + Loading and Auto Shop access off of NE 16th Ave - near the northeast corner of the site
- + Central gym/commons spaces accessible to all schools
- + Library space on second floor - bridge between DART/Clinton and alliance
- + Teen Parent Services located at the southern edge of the site - on the first floor. Far from DART/Clinton, proximity to existing park and playground
- + Secondary entrances for Teen Parent Services and Reconnection Services at southern edge of the site
- + Building pulled back from northeast and southeast corners of site to avoid trees
- + Rooftop garden above DART/Clinton classrooms - secluded retreat for DART students
- + Rooftop garden on second floor for Alliance outdoor learning
- + Parking garage entry at southeast corner of site
- + Reconnection and Teen Parent Services on first level of southern edge of site - classroom spaces above







-  ALLIANCE AT MEEK
-  ALLIANCE AT BENSON
-  DART/CLINTON
-  TEEN PARENT SERVICES
-  RECONNECTION SERVICES
-  MULTIPURPOSE/SERVERY  
PE/HEALTH
-  LIBRARY



## WRAP UP

Based on the information gathered at the meeting, the Design Team will work on initial site massing studies for review at the next DAG. At the next DAG, we will get into the next layer of detail that will help establish ideal programmatic relationships and adjacencies for the learning communities that will be a part of each school within the overall campus.

## NEXT STEPS

Site Visit, Success Alternative High School, Woodburn, December 14, 2019. Those riding the bus to meet at the 12th Ave Entry of Benson HS at 8:30am.

MPG DAG #4, January 9, 2020. There was interest in having the DAG meetings earlier in the evening. Proposed time 5:00-7:00 pm at Grant High School, with an option to tour the all-user restroom facilities before or after the DAG. Jamie Hurd will update the DAG once the meeting times and location set.