

Narrative Comments:

1. We are very proud to be apart of the team that opened up PPS's first major high school construction project in 50 years. Though not without its challenges, Roosevelt students are now learning and teachers are teaching in modern learning environments.
2. Franklin and Faubion both continues make significant progress building new facilities and modernizing the existing.
3. The Grant team is hard at working moving the high school design through Design Development, with construction starting in June 2017.
4. Another successful summer of improvement projects delivered science lab improvements, roof replacements, accessibility upgrades, incremental seismic improvements and work continues on 2 new elevators.

Color Key	
	Good
	Concerns
	Difficulty

Overall Perspective

Perspective	Perform
Budget	
Schedule	
Stakeholders	
Equity	
Average	

2012 Bond Projects

Grant HS	Roosevelt HS	Franklin HS	Faubion K8	Improvements 2015	Improvements 2016	Improvements 2017	Marshall Campus	Tubman			Program Contingency	Program Mgmt

Overall Project Performance

Perspective Budget

Perspective Schedule

Perspective Stakeholders

Perspective Equity

Narrative Comments:

1. Feedback continues to be largely positive.

Color Key	
	Good
	Concerns
	Difficulty

Stakeholder Perspective

Strategic Obj.	Perform
A	
B	
C	
Average	

2012 Bond Projects

Grant HS	Roosevelt HS	Franklin HS	Faubion K8	Improvements 2015	Improvements 2016	Improvements 2017	Marshall Campus	Tubman				
----------	--------------	-------------	------------	-------------------	-------------------	-------------------	-----------------	--------	--	--	--	--

Strategic Objectives	Performance Measures	Performance Targets
----------------------	----------------------	---------------------

--	--	--	--	--	--	--	--	--	--	--	--

Objective A Meets Educational Needs	ID	Measure	Target
	1	Project Scope Meets Educational Needs	Green: Rating of ≥ 4.0 (1 - 5 scale)
	2	Design Meets Educational Needs	Yellow: 3.0 - 4.0
	3	Construction Meets Educational Needs	Red: < 3.0

--	--	--	--	--	--	--	--	--	--	--	--

Objective B Meets Maintenance / Facility Needs	ID	Measure	Target
	4	Project Scope Meets Maint. / Facility Needs	Green: Rating of ≥ 4.0 (1 - 5 scale)
	5	Design Meets Maint. / Facility Needs	Yellow: 3.0 - 4.0
	6	Construction Meets Maint. / Facility Needs	Red: < 3.0

--	--	--	--	--	--	--	--	--	--	--	--

Objective C Design Advisory Group (DAG) Needs	ID	Measure	Target
	7	Master Planning: Scope Meets DAG Needs	Green: Rating of ≥ 4.0 (1 - 5 scale)
	8	Design Meets DAG Needs	Yellow: 3.0 - 4.0;
	9	Construction Meets DAG Needs	Red: < 3.0

--	--	--	--	--	--	--	--

Narrative Comments:

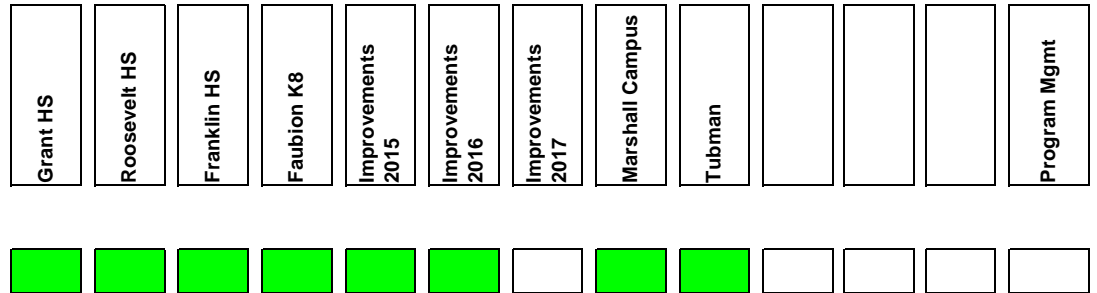
- OSM has transitioned to the district wide business equity tracking system (B2G), total certified business tracking for OSM is 13.75%.
- Workforce equity continues to be a positive story. Overall the program is holding steady at about 23% with over 120,000 apprentice hours (15,000 working days) worked to date.
- OSM has already exceeded all student participation goals (with about 1,000 students participating excluding the largest events) and still more activities are planned.

Color Key	
	Good
	Concerns
	Difficulty



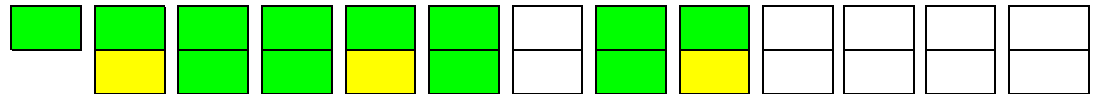
Strategic Obj.	Perform
A	
B	
C	
Average	

2012 Bond Projects



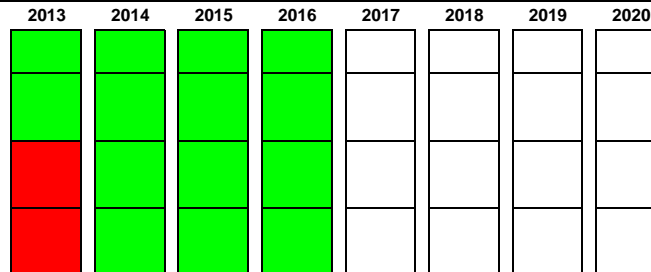
Strategic Objectives	Performance Measures	Performance Targets
----------------------	----------------------	---------------------

Objective A Meets Aspirational MWESB	1	Project objectives established	
	2	Consultants - % of payments made to MWESB owned	Green: MWESB >18% Yellow: MWESB >10% Red: MWESB <10%
	3	Contractors - % of payments made to MWESB owned	



Objective B apprenticable trade participation	4	Project objectives established >\$200k contracts	Green: participation >20% Yellow: participation >10% Red: participation <10%
	5	Contractors % of labor hours/apprenticable trade	

Objective C Meets student participation	6	Project objectives established >\$100k contracts	Per AD
	7	Tier 1 - Group Activities EG: career fairs, guest speakers	Green: students > 500 Yellow: students > 100 Red: students < 100
	8	Tier 2 - 1-on-1, Short-Term Activities EG: job shadows, mock interviews	Green: students > 50 Yellow: students > 20 Red: students < 20
	9	Tier 3 - 1-on-1, Long-Term Activities EG: internships	Green: students > 10 Yellow: students > 5 Red: students < 5



Narrative Comments:

1. IP2017 continues to move through design. As noted last month IP2017 has proceeded without the benefit of additional escalation (provided to all projects to date). Lack of escalation funding and historical cost data are causing this project to project well over budget. Unless additional funding can be provided, scope decreases are likely necessary.
2. Faubion continues to be a great success story. Overall contingencies are still tight but the project team has managed the work very well and continues to forecast under budget.
3. Additional program contingency has been transferred to Franklin . FHS now forecasts under budget by approximately \$600k.
4. After a very busy summer Roosevelt is finishing up punchlist on Phase 1 of construction while working in earnest on Phase 2. Unforeseen conditions are expected as selective demo continues in the 1921 building.
5. Grant is proceeding through the Design Development phase and working to keep

Color Key	
	Good
	Concerns
	Difficulty

Budget Perspective

Strategic Obj.	Perform
A	
B	
C	
D	
Average	


2012 Bond Projects

Grant HS	Roosevelt HS	Franklin HS	Faubion K8	Improvements 2015	Improvements 2016	Improvements 2017	Marshall Campus	Tubman			Program Contingency	Program Mgmt
----------	--------------	-------------	------------	-------------------	-------------------	-------------------	-----------------	--------	--	--	---------------------	--------------




Strategic Objectives	Performance Measures	Performance Targets
----------------------	----------------------	---------------------

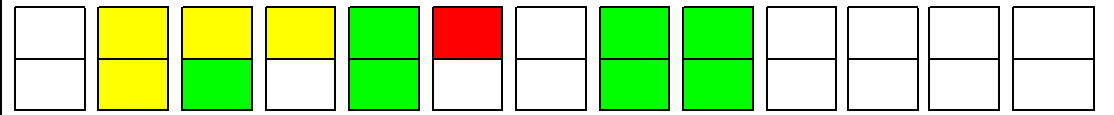
Objective A Project Budget and Scope Aligned	1	Initial Cost Estimate of Approved Scope	≥ 10% Contingency Available
	2	Master Plan	Within Budgeted Amount



Objective B Planning & Design Costs within Budget	3	Projected Total P & D Costs	Within Budgeted Amount
---	---	-----------------------------	------------------------



Objective C Construction Costs within Budget	4	Construction Cost Award Price or GMP	Within Budgeted Amount
	5	Construction Cost Current Estimate thru 50% complete	>5% project level contingency



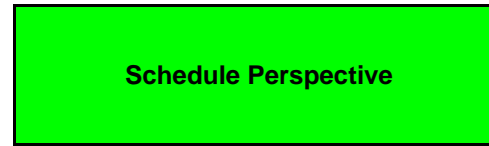
Objective D Project within Budget	6	Total Project Costs Within Budgeted Amount	Within Budgeted Amount
---	---	--	------------------------



Narrative Comments:

- Roosevelt completed a very busy summer and opened Phase #1 for students on time. Some finish work still continues in occupied spaces however modernized spaces are being used.
- Franklin High School continues at a furious pace with many challenges still on the horizon, but on schedule to occupy Fall 2017.
- Faubion continues to be on schedule and proceeding very well.
- The Grant HS team has worked hard over the summer to reconcile the architect and contractor cost estimates. This effort has put the design schedule back a few weeks, but the team is working on a recovery schedule to make up the time before construction is scheduled to start.
- IP2016 saw all facilities open on time, though work does still continue at several sites. IP2017 is nearing completion of Schematic Design.

Color Key	
	Good
	Concerns
	Difficulty



Strategic Obj.	Perform
A	
B	
C	
D	
Average	

2012 Bond Projects

Grant HS	Roosevelt HS	Franklin HS	Faubion K8	Improvements 2015	Improvements 2016	Improvements 2017	Marshall Campus	Tubman				
----------	--------------	-------------	------------	-------------------	-------------------	-------------------	-----------------	--------	--	--	--	--

--	--	--	--	--	--	--	--	--	--	--	--	--

Strategic Objectives	Performance Measures	Performance Targets
----------------------	----------------------	---------------------

Objective A Establish Schedule Target & Strategy	1	Occupancy Date Goal Established	
	2	Project Execution Strategy Developed	
	3	Overall Project Schedule Established	

--	--	--	--	--	--	--	--	--	--	--	--	--

Objective B Planning, Permitting & Design Phases on Schedule	4	Design Contract Award	Green = < 0 weeks impact on scheduled design completion date. Yellow = 0 - 4 weeks Red > 4 weeks
	5	Schematic Design Completed	
	6	Design Development Completed	
	7	Land Use Permit Approved	
	9	Building Permit Approved	

--	--	--	--	--	--	--	--	--	--	--	--	--

Objective C Construction on Schedule	10	Prime Contract Notice to Proceed	Green = < 0 weeks impact on scheduled construction completion date. Yellow = 0 - 4 weeks; Red > 4 weeks
	11	Construction Started	
	12	Substantial Completion Date	

--	--	--	--	--	--	--	--	--	--	--	--	--

Objective D Meet Occupancy / Completion Schedule Target	13	FF&E Ordered	Same as Objective C
	14	FF&E Delivered and Installed	
	15	Projected Occupancy Date	

Projected Occupancy Dates												
09/19	09/17	09/17	09/17	09/15	09/16		12/14	08/15				