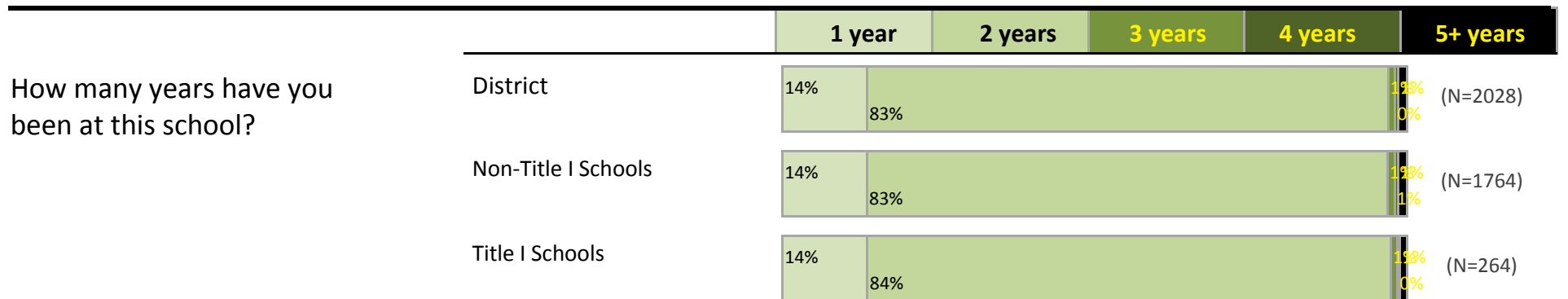
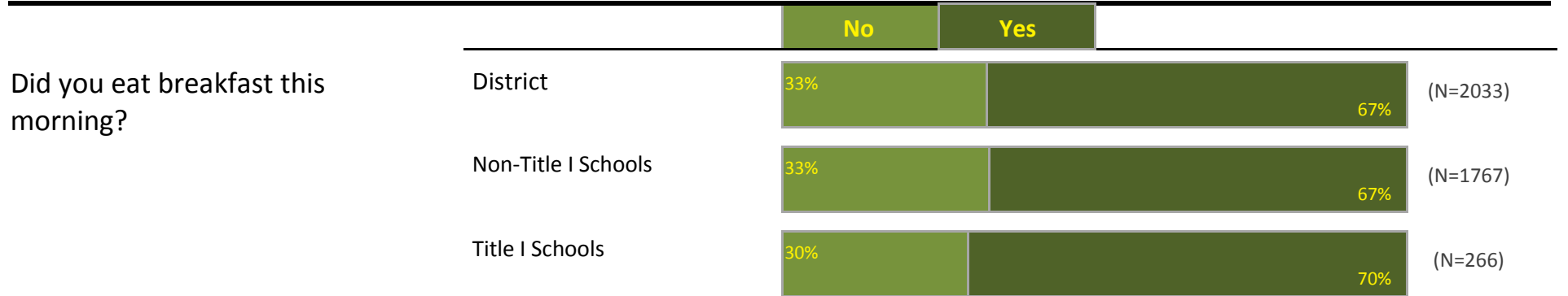
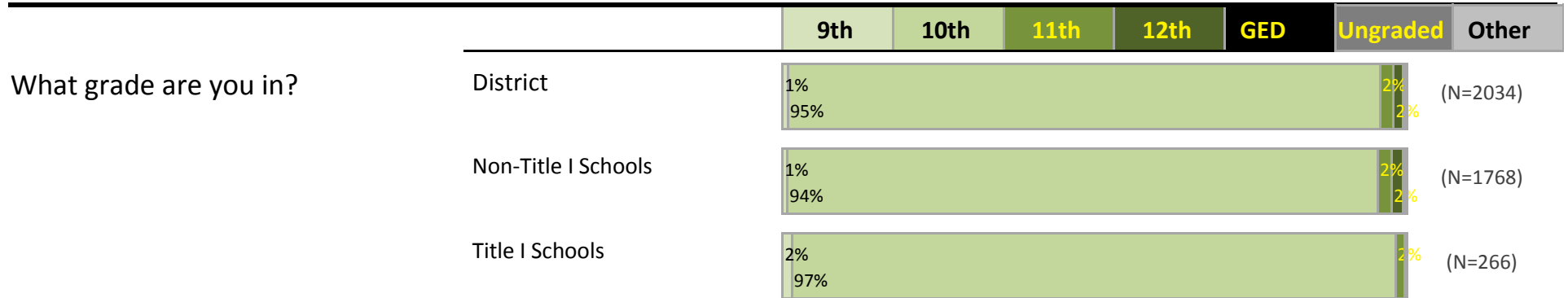


Portland Public Schools Successful Schools Survey

High School Student Responses 2014-15

District




Page 1



Portland Public Schools Successful Schools Survey

High School Student Responses 2014-15



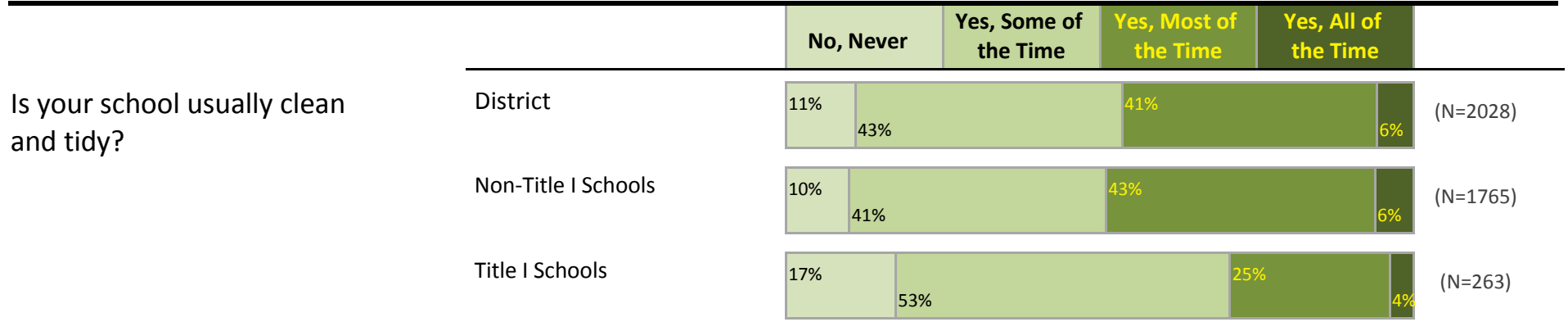
District



Portland Public Schools Successful Schools Survey High School Student Responses 2014-15

District

Page 3



Portland Public Schools Successful Schools Survey

High School Student Responses 2014-15

District

In the past 30 days, did you miss school for any of the following reasons?

Total Students: 2082

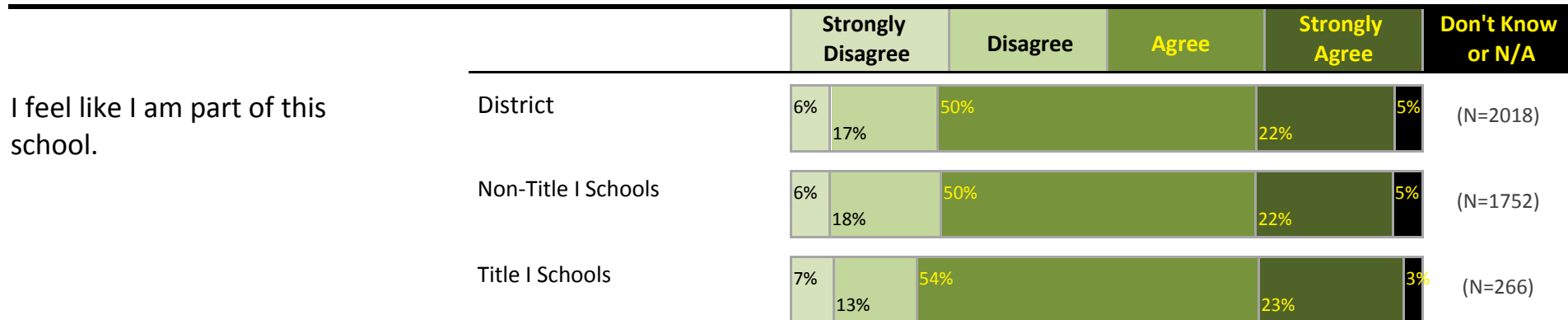
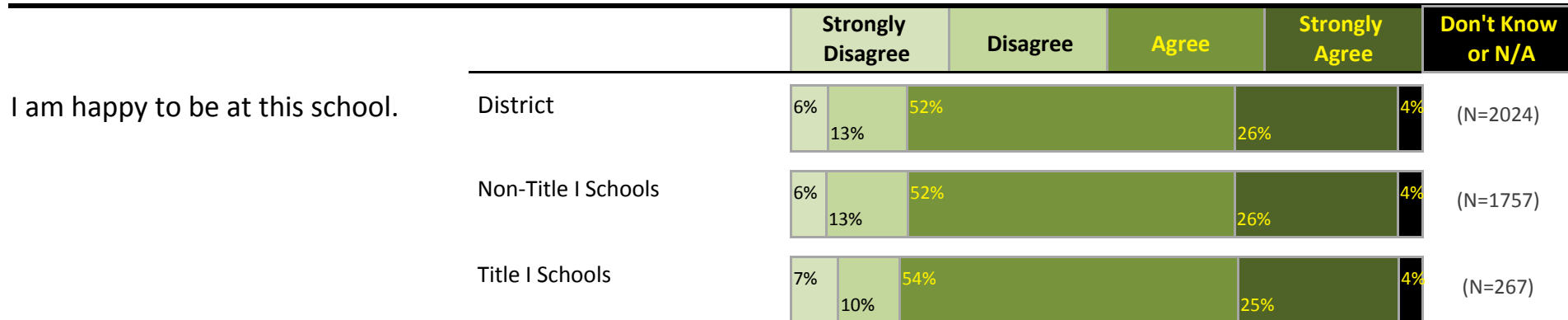

(Because students could select more than one category, totals will exceed 100%.)

Does not apply, I didn't miss any school	26%
Illness (feeling physically sick), including problems with breathing or your teeth	44%
Felt very sad, hopeless, anxious, stressed, or angry	18%
Didn't get enough sleep	23%
Didn't feel safe at school	2%
Had to work	3%
Had to take care of or help a family member or friend	9%
Wanted to spend time with friends who don't go to your school	3%
Wanted to use alcohol or drugs	3%
Were behind in schoolwork or weren't prepared for a test or class assignment	16%
Were bored with or uninterested in school	13%
Were suspended	1%
Other reason	18%
Blank	1%

Portland Public Schools Successful Schools Survey High School Student Responses 2014-15

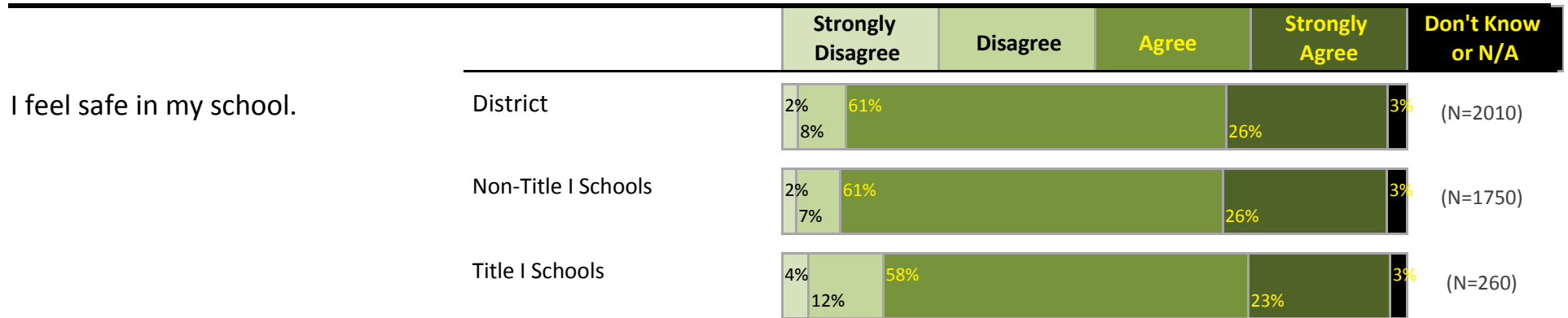

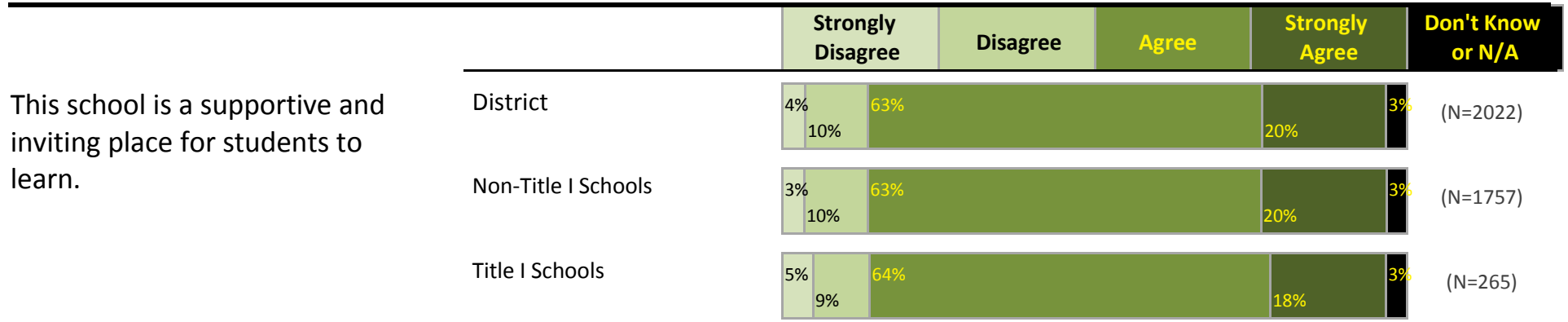
District

Page 5



Portland Public Schools Successful Schools Survey High School Student Responses 2014-15

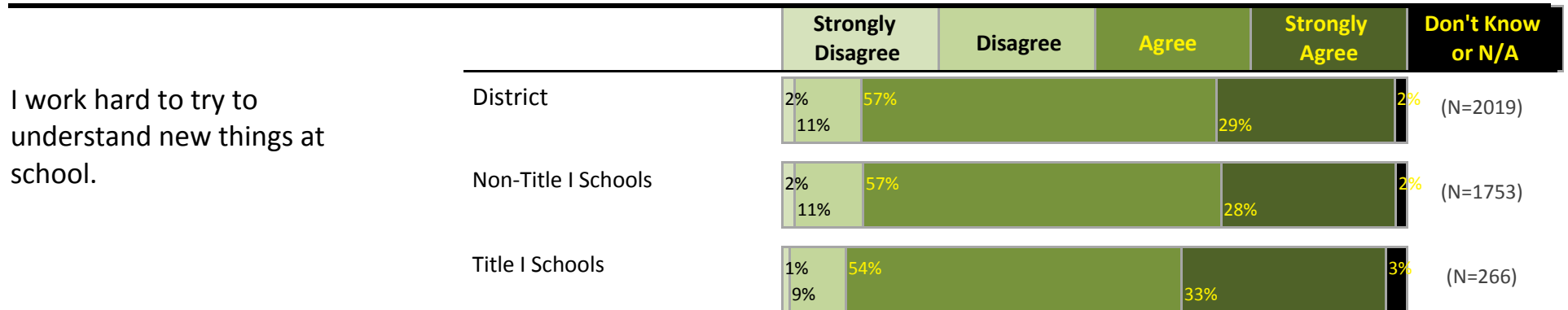
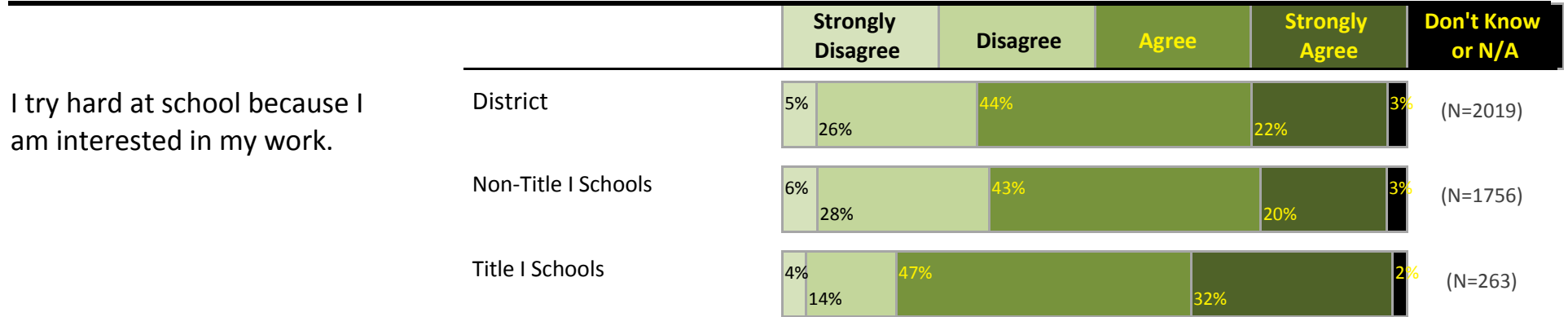
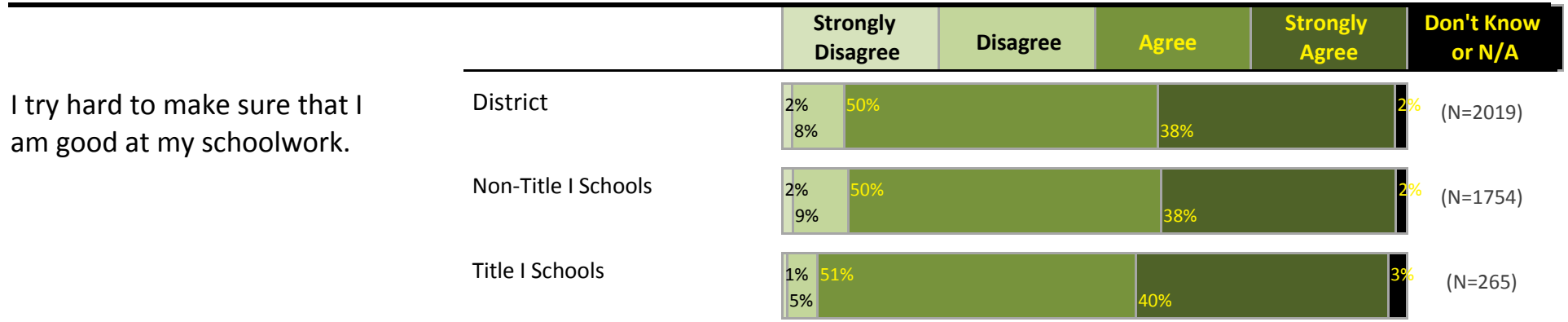
District



Portland Public Schools Successful Schools Survey High School Student Responses 2014-15

District

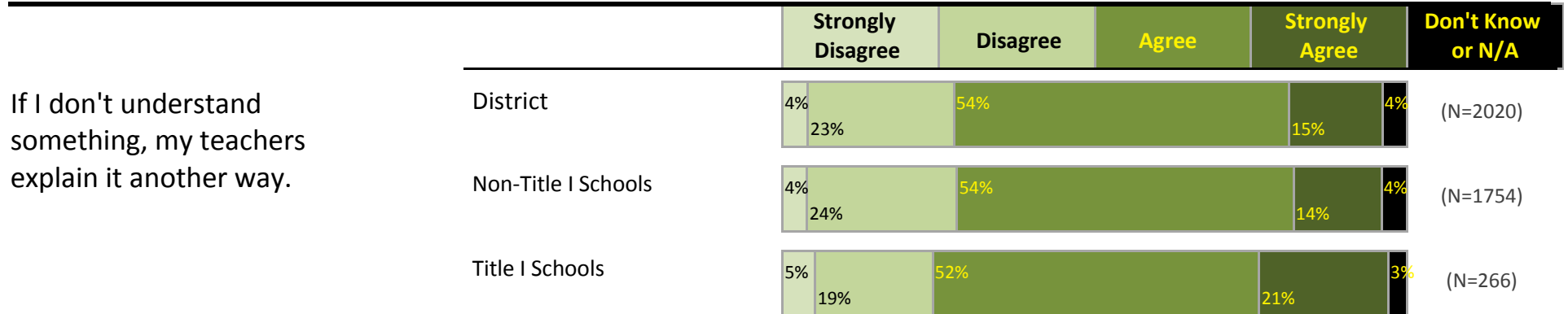


Page 7



Portland Public Schools Successful Schools Survey High School Student Responses 2014-15

District

Page 8



Portland Public Schools Successful Schools Survey High School Student Responses 2014-15

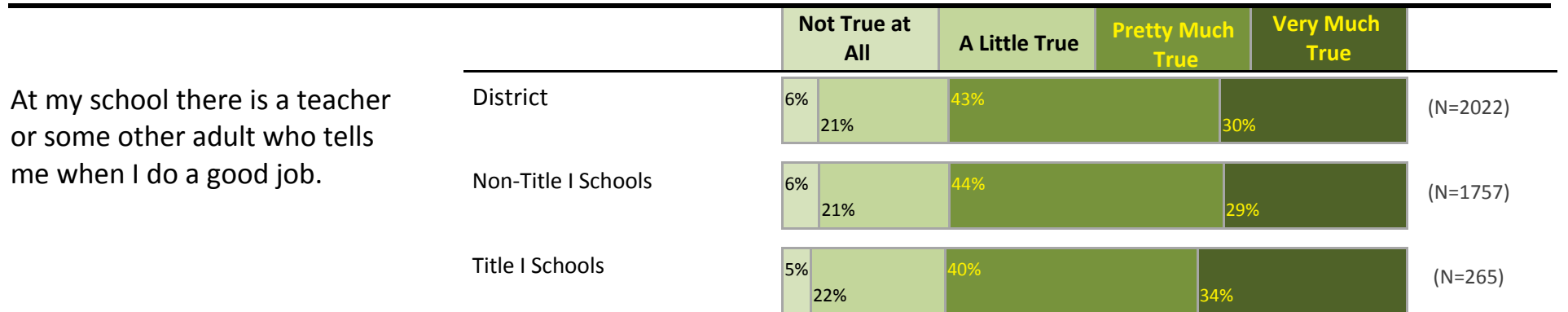


District

Page 9

		Strongly Disagree	Disagree	Agree	Strongly Agree	Don't Know or N/A	
My teachers push everybody to work hard.	District	4%	21%	54%	17%	3%	(N=2012)
	Non-Title I Schools	4%	22%	55%	15%	4%	(N=1747)
	Title I Schools	5%	18%	47%	27%	3%	(N=265)
My classmates behave the way my teachers want them to.	District	15%	45%	33%	3%	5%	(N=2004)
	Non-Title I Schools	13%	45%	34%	3%	5%	(N=1738)
	Title I Schools	24%	45%	25%	3%	3%	(N=266)
It is easy for students to get kicked out of class or get suspended.	District	10%	46%	27%	8%	8%	(N=2014)
	Non-Title I Schools	11%	48%	25%	7%	8%	(N=1752)
	Title I Schools	5%	31%	40%	17%	8%	(N=262)

Portland Public Schools Successful Schools Survey High School Student Responses 2014-15

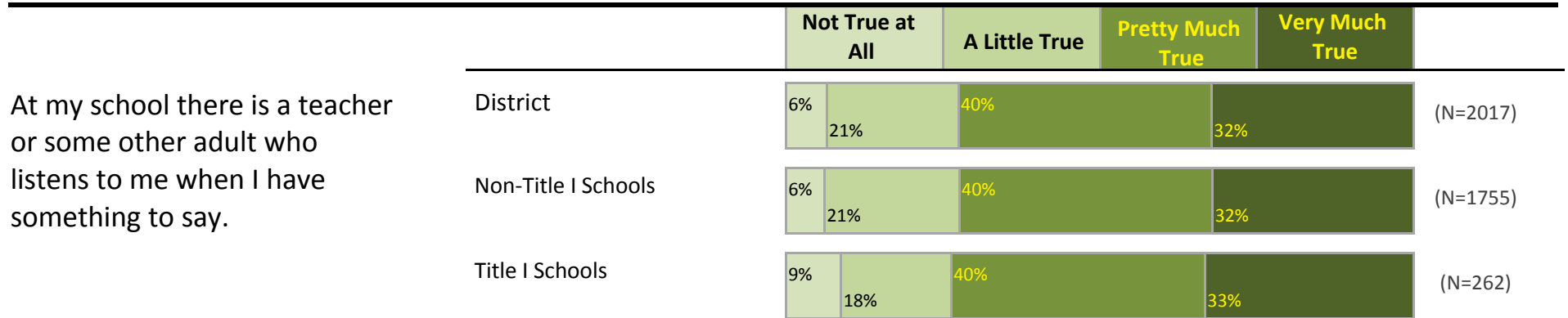
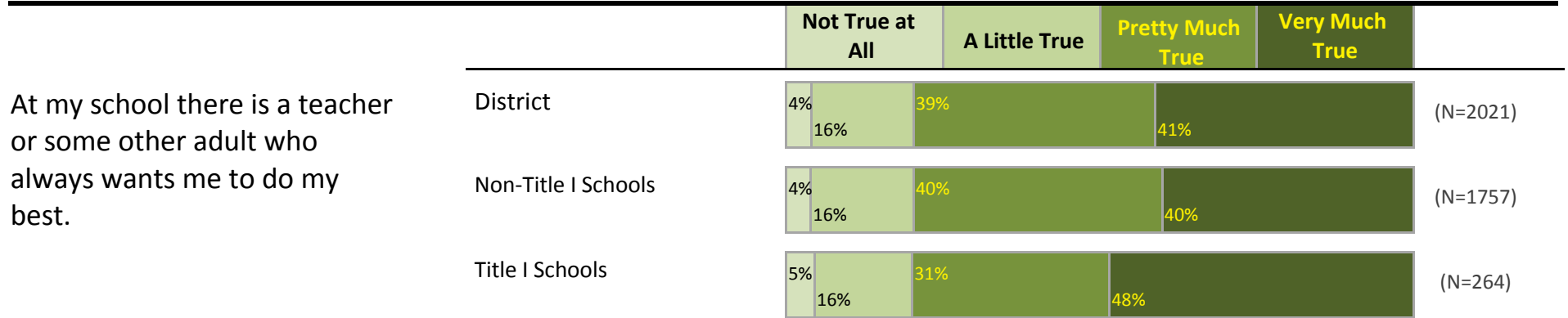

District



Portland Public Schools Successful Schools Survey High School Student Responses 2014-15

District

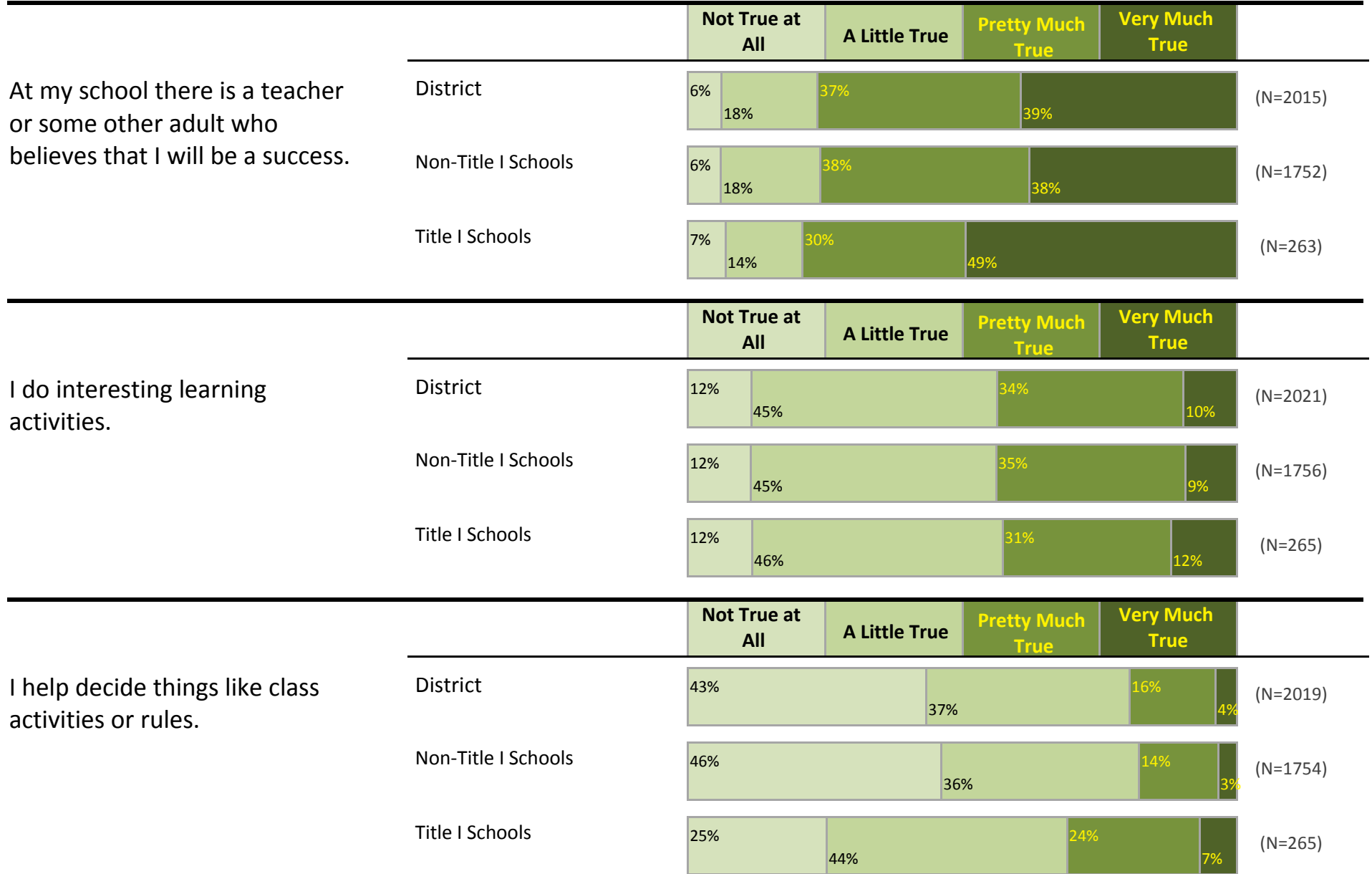
Page 11



Portland Public Schools Successful Schools Survey High School Student Responses 2014-15

District

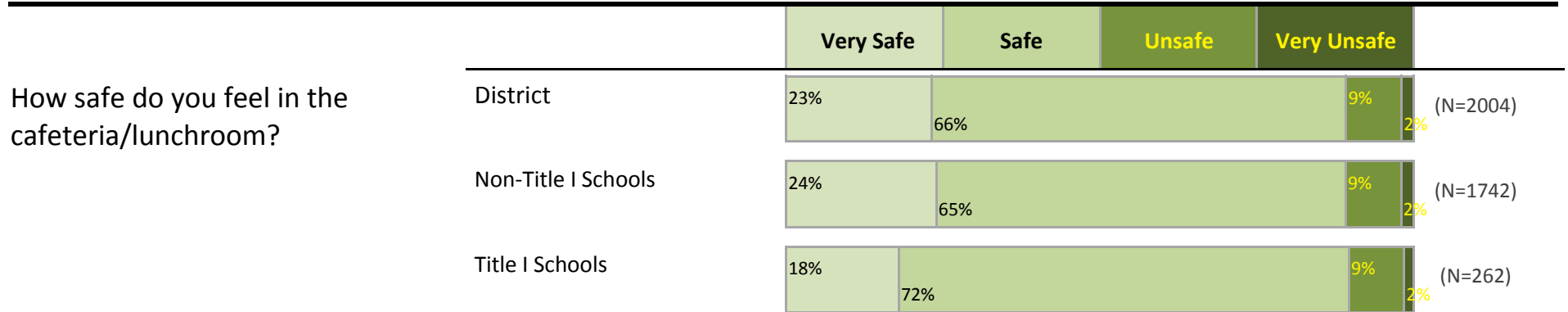
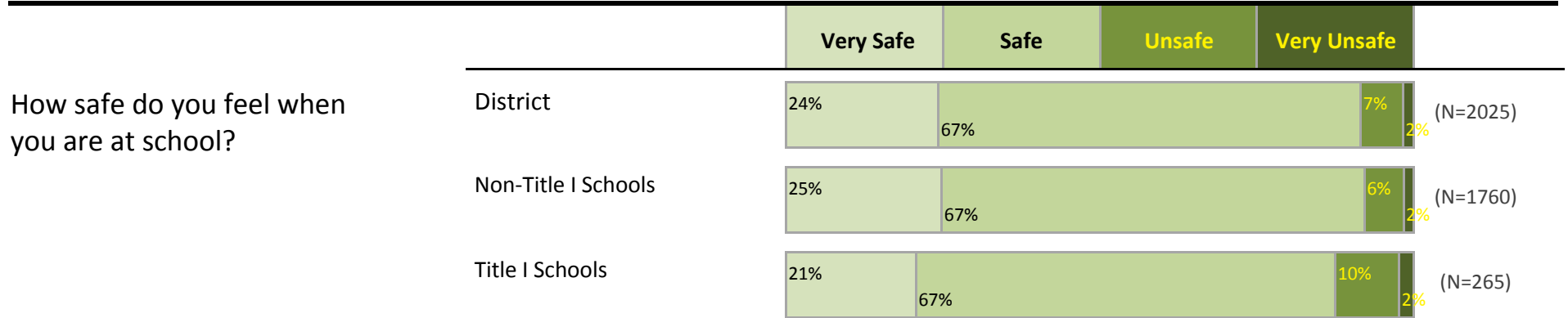

Page 12



Portland Public Schools Successful Schools Survey High School Student Responses 2014-15

District

Page 13

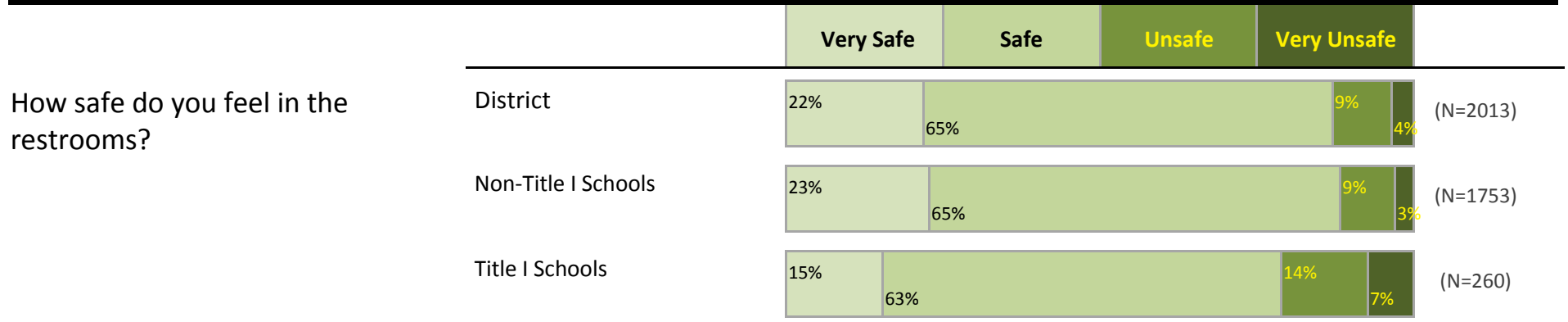
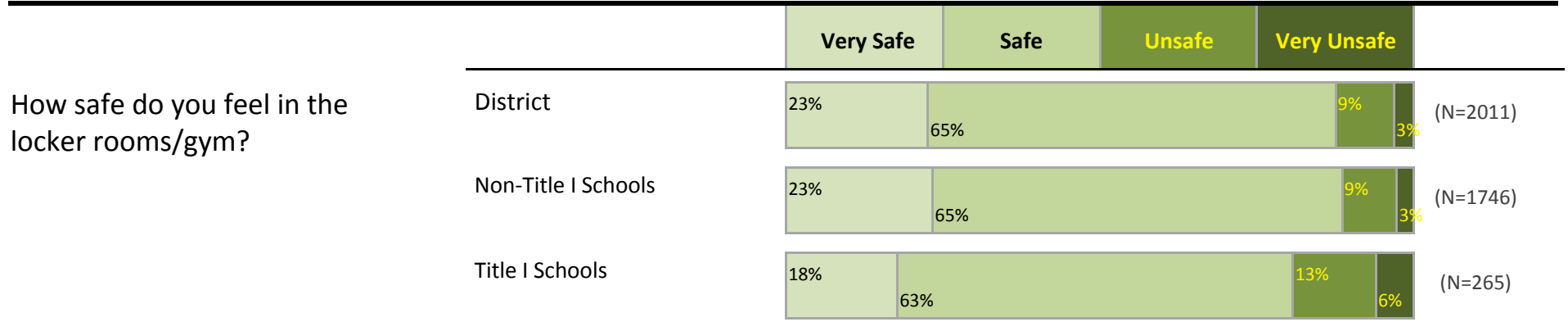
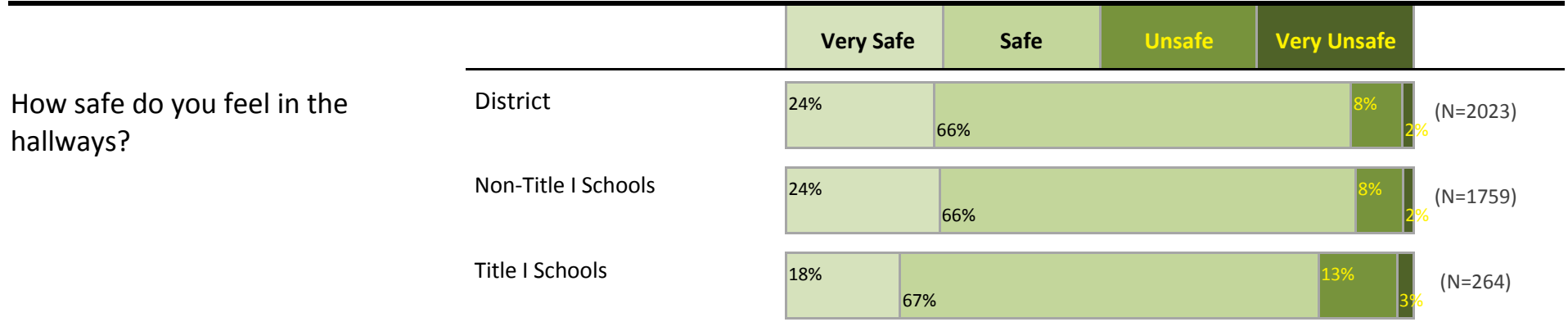


Portland Public Schools Successful Schools Survey

High School Student Responses 2014-15

District


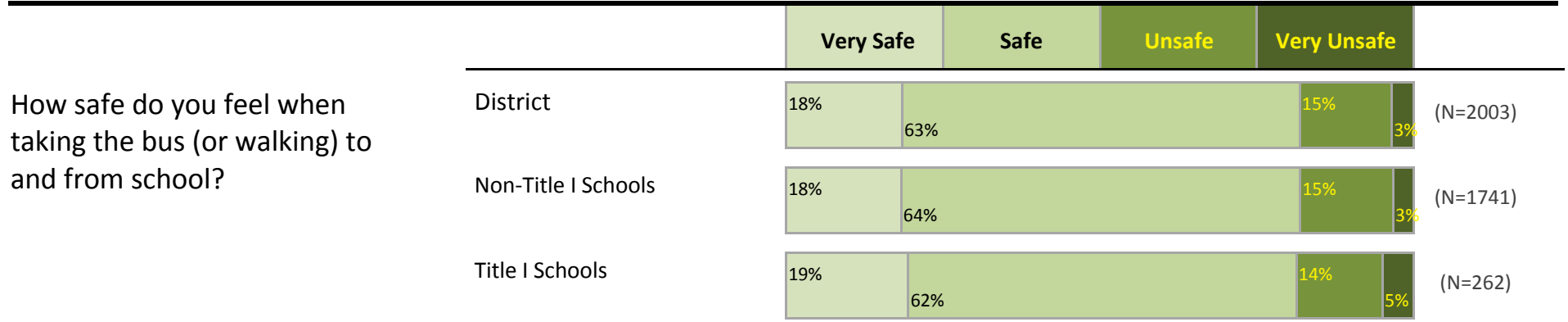

Page 14



Portland Public Schools Successful Schools Survey




High School Student Responses 2014-15

District



Portland Public Schools Successful Schools Survey High School Student Responses 2014-15




District



Portland Public Schools Successful Schools Survey High School Student Responses 2014-15

District

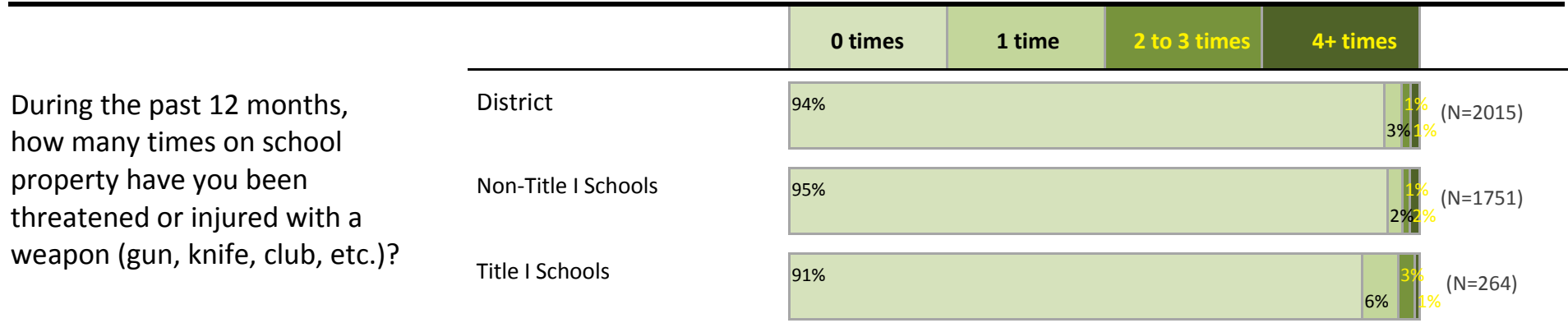


Page 17



Portland Public Schools Successful Schools Survey

High School Student Responses 2014-15




District



Portland Public Schools Successful Schools Survey High School Student Responses 2014-15

District




Page 19



Portland Public Schools Successful Schools Survey High School Student Responses 2014-15

District




Page 20



Portland Public Schools Successful Schools Survey

High School Student Responses 2014-15


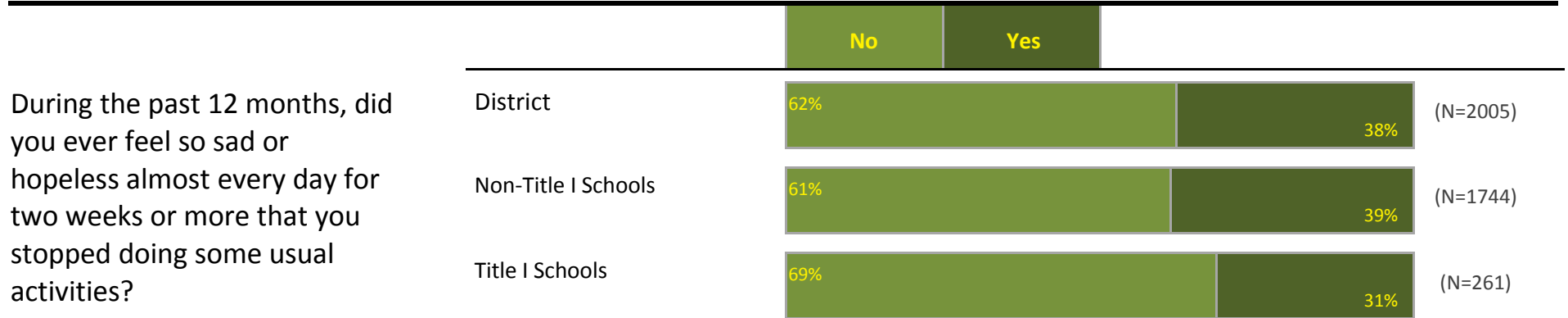

District



Portland Public Schools Successful Schools Survey High School Student Responses 2014-15

District

Page 22



Portland Public Schools Successful Schools Survey High School Student Responses 2014-15

District

Are you in an optional program?


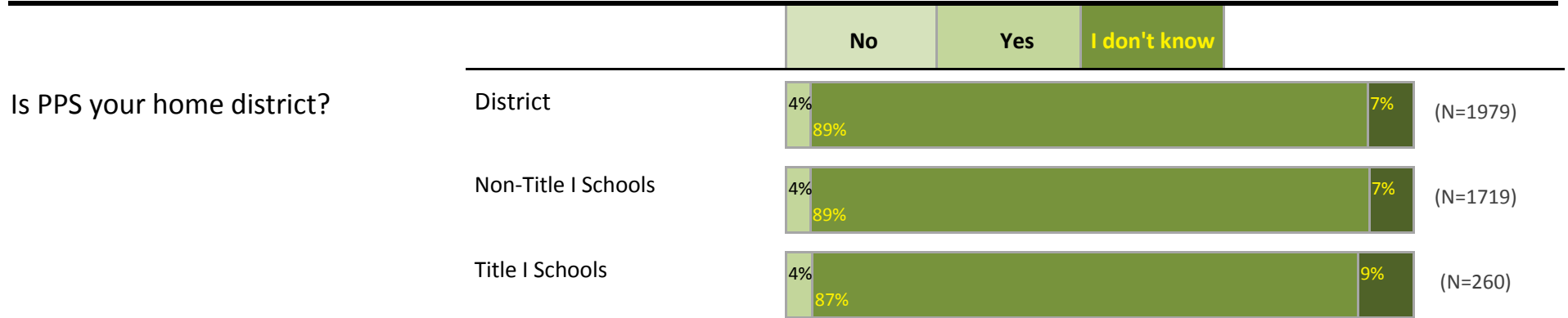
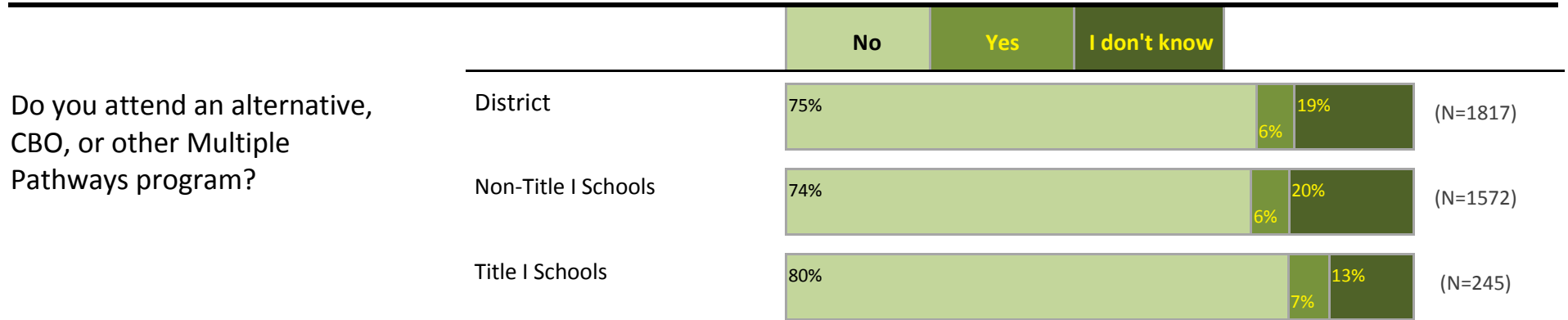
Access at Rose City Park	10
.....	
Chinese Immersion	21
.....	
Experiential Learning Environment	5
.....	
Japanese Immersion	27
.....	
Russian Immersion	3
.....	
Spanish Immersion	106
.....	
Special Focus - Arts	36
.....	
Special Focus - CTE	67
.....	
Special Focus - History	16
.....	
Special Focus - Science	8
.....	
Special Focus - Dual Credit	38
.....	
Special Focus - Environmental Studies	6
.....	
Vietnamese Immersion	11
.....	
Winterhaven Special Focus - Math and Science	21
.....	
Other	232
.....	

Portland Public Schools Successful Schools Survey

High School Student Responses 2014-15

District

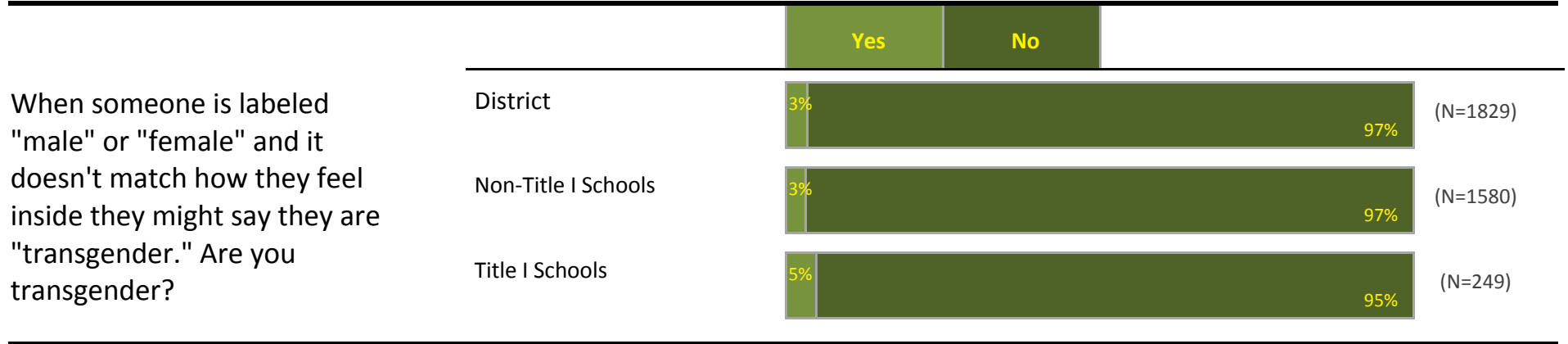
Page 24



Portland Public Schools Successful Schools Survey

High School Student Responses 2014-15

District



Which of the following best describes you?

Total Students: 2082

(Because students could select more than one category, totals will exceed 100%.)

Heterosexual (straight)	70%
Gay or lesbian	3%
Bisexual	7%
Transgender	2%
Queer	3%
Not sure or Questioning	5%
Decline to respond	5%
Other	2%
Blank	11%

What is your age?

12 or younger	2
13	1
14	5
15	687
16	1149
17	69
18	25
19	11
20	3
21 or older	7
Other	8

Portland Public Schools Successful Schools Survey

High School Student Responses 2014-15

District

What races/ethnicities do you consider yourself?

Total Students: 2082

(Because students could select more than one category, totals will exceed 100%.)

African American	12%
African	2%
Burundian	0%
Eritrean	1%
Ethiopian	1%
Somali	1%
Other African	1%
Other Black	
Caribbean Islands	1%
Other Black	1%
American Indian/Alaska Native	2%
Alaska Native	1%
Burns Paiute Tribe	0%
Confederated Tribes of the Coos, Lower Umpqua & Siuslaw Indians	0%
Confederated Tribes of the Grand Ronde Community of Oregon	0%
Confederated Tribes of Siletz Indians	0%
Confederated Tribes of the Umatilla Indian Reservation Indians	0%
Confederated Tribes of Warm Springs	0%
Coquille Indian Tribe	0%

American Indian/Alaska Native (continued)	
Cow Creek Band of Umpqua Tribe of Indians	0%
Klamath Tribes	0%
Other American Indian Tribe/Nation	3%
Native/Indigenous to Canada	1%
Asian	7%
Asian Indian	1%
Burmese	0%
Cambodian	1%
Chinese	4%
Filipino	2%
Hmong	0%
Japanese	2%
Karen	1%
Korean	1%
Laotian	1%
Mien	0%
Nepali	0%
Thai	1%
Tibetan	0%
Vietnamese	4%
Other Asian	1%

Portland Public Schools Successful Schools Survey

High School Student Responses 2014-15

District

What races/ethnicities do you consider yourself?

Total Students: 2082

(Because students could select more than one category, totals will exceed 100%.)

Hispanic/Latino	8%
Caribbean Islands	1%
Central American Countries	2%
Indigenous Mexican, Central American or South American	1%
Mexican	12%
South American Countries	1%
Other Hispanic/Latino	2%
Middle Eastern/North African	1%
Pacific Islander	1%
Chuukese	0%
Guamanian or Chamorro	0%
Micronesian	0%
Native Hawaiian	1%
Samoan	0%
Tongan	1%
Other Pacific Islander	1%
White	38%
Romanian	2%
Russian	4%
Ukrainian	1%
European Countries	23%
Other White	7%
Blank	10%