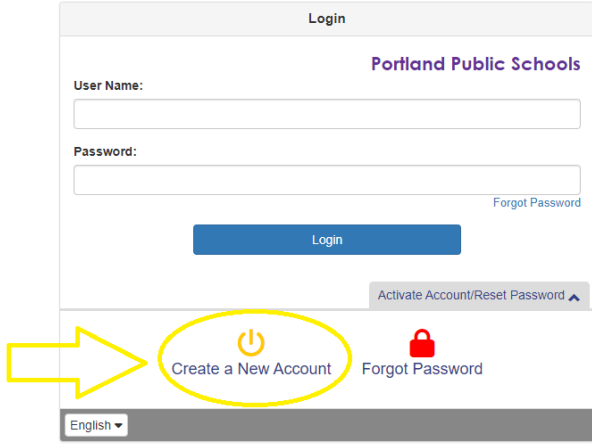


如何创建新的ParentVUE 账户

访问https://parent-portland.cascadetech.org/portland/PXP2_OEN_Login.aspx, 点击 [创建新账户](#)

Online Registration Account Access

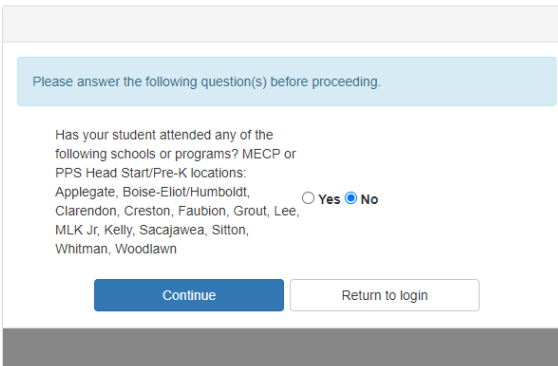


English ▾

如果您的学生没有在 MECP 或 PPS Head Start/Pre-K 就读，请单击 "否"，然后单击 "继续"。

如果您的学生已在 MECP 或 PPS Head Start/Pre-K 上学，请单击 "是"，并查看[以下说明，将您的 ParentVUE 帐户与现有的学生档案链接起来](#)。请勿创建新帐户，因为这将创建一个重复的 ParentVUE 帐户，该帐户将不会与您学生的档案链接。

Parent Account Activation



Please answer the following question(s) before proceeding.

Has your student attended any of the following schools or programs? MECP or PPS Head Start/Pre-K locations:
Applegate, Boise-Eliot/Humboldt, Clarendon, Creston, Faubion, Grout, Lee, MLK Jr, Kelly, Sacajawea, Sitton, Whitman, Woodlawn

Yes No

Continue Return to login

阅读以下隐私声明后，点击 "我接受"。

Parent Account Activation

Step 1 of 3: Privacy Statement

Read through the following Privacy Statement and click the Accept button to agree to the privacy agreement

i If you have one or more students already enrolled in the district, you need to use your existing ParentVUE account.

Portland Public Schools takes your right to privacy seriously and wants you to feel comfortable using ParentVUE/StudentVUE. We have implemented numerous physical and technological safeguards to protect all parent and student data. If you suspect your privacy has been violated, please contact your school office immediately. To help us protect your information, please do not share your username and password with anyone. Additionally, be aware that automatically saving passwords can lead to unintended access by others.

Clicking I Accept means that you agree to the above Privacy Statement.

在以下空格中输入您的信息，创建您的账户。点击 "继续" 进入第三步

Parent Account Creation

Step 2 of 3: Create Your Account

Please enter your first name, last name, and your email address

First Name

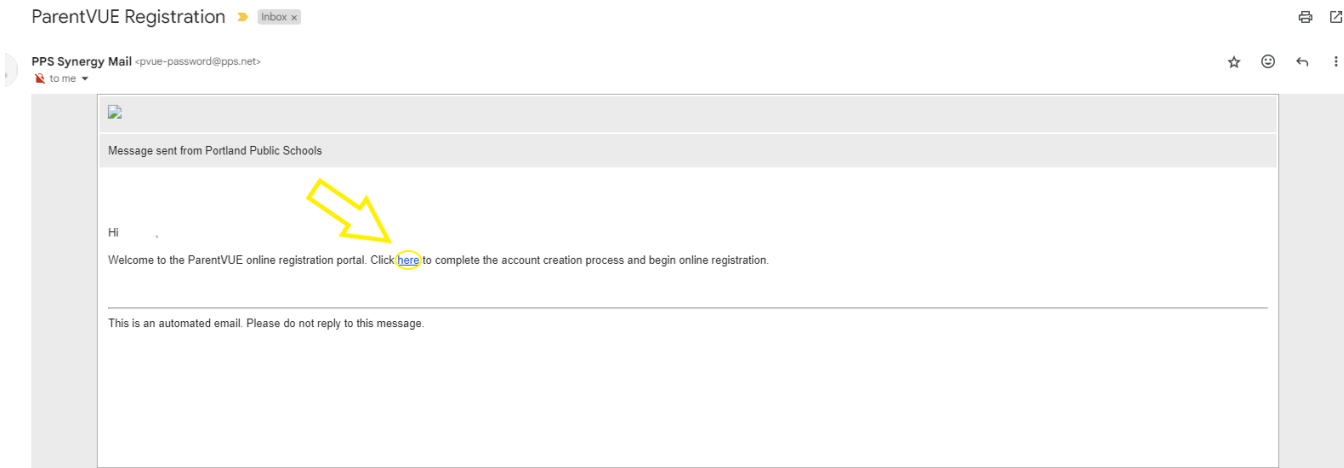
Last Name

Email Address

Confirm Email Address

CCE 9 J Type the characters you see in this picture

您将收到一封 **ParentVUE** 注册电子邮件。点击邮件中的链接，完成账户创建。如果您没有收到电子邮件，请检查您的垃圾邮件文件夹。



点击链接后，将打开一个新窗口 "创建密码"。输入您的密码和确认密码，点击 **保存并继续**

Complete Account Creation

A 'Create Password' form with the following fields: 'Parent Name (Parent Email Address)', 'User ID' (with 'Parent Email Address as User ID' entered), 'Password', and 'Confirm Password'. A blue 'Save and Continue' button is at the bottom. A yellow arrow points to the 'Password' field. Below the form is a grey decorative shape.

现在您已经创建了您的 ParentVUE 账户。您将进入 "在线注册/年度验证/转学申请" 页面。请到页面底部的 "2024-2025 学年", 选择 "2024-2025 学年 K-5 ACCESS Lottery 抽签" 或 "2024-2025 学年困难申请"。

The screenshot shows the 'SELECT REGISTRATION TO BEGIN' section of the ParentVUE interface. At the top right, there are navigation links: Home, Status, My Account, and Logout. The main heading is 'Portland Public Schools' with a greeting 'Good morning,'. Below this, a box contains instructions: 'Click on the appropriate icon below:' followed by a list of actions for different student scenarios. The '2023-2024 School Year' section has three buttons: '2023-24 Online Registration - New Students', '2023-24 Yearly Verification', and 'School Choice - Hardship Petition'. The '2024-2025 School Year' section has two buttons: 'Hardship Petition 2024-2025' and 'K-5 and ACCESS Lottery 2024-25'. The latter two buttons are circled in yellow.

选择 "2024-2025 学年 K-5 ACCESS Lottery (小学) 抽签" 申请, 点击 "继续"

The screenshot shows the 'K-5 and ACCESS Lottery 2024-25' introduction page. At the top right, there are navigation links: Home, Status, My Account, ParentVUE, and Logout. The main heading is 'Portland Public Schools' with a greeting 'Good afternoon,' and the date '2/28/2024'. On the left, there is a sidebar with a search icon and the text 'K-5 and ACCESS Lottery 2024-25'. Below this, there are four menu items: 'Introduction' (selected), 'Parent/Guardian', 'Students', and 'Review/Submit'. At the bottom of the sidebar is a 'Delete K5-Access Lottery' button. The main content area has the heading 'INTRODUCTION' and 'Welcome'. Below this is an 'Information' section with an information icon. The text in this section reads: 'PPS families: Use the LOTTERY application to apply for admission to focus option, dual language or alternative schools and programs, beginning in the 2024-25 school year. For lottery rules, participating schools and open slot information go to www.pps.net/schoolchoice. Transfer requests to Neighborhood Schools are made separately through the HARDSHIP PETITION application. Other supported languages can be accessed by clicking on the language link below in the right corner of the screen.' At the bottom of the main content area is a 'Continue' button.