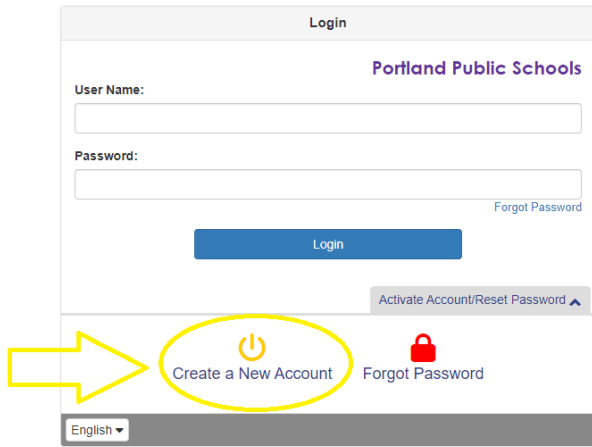


How to Create a New ParentVUE account

Visit https://parent-portland.cascadetech.org/portland/PXP2_OEN_Login.aspx, click *Create A New Account*

Online Registration Account Access

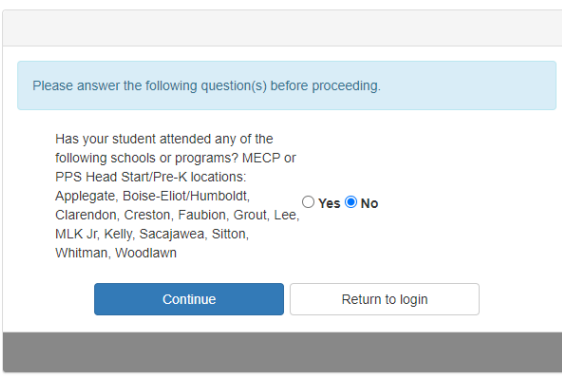


English ▾

Click *No* if your student has not attended MECP or PPS Head Start/Pre-K locations, then click *Continue*

If *Yes*, your student has attended MECP or PPS Head Start/Pre-K location visit [these instructions to link your ParentVUE account to an existing student profile](#). Do not create a New Account as this will create a duplicate ParentVUE account which will not be linked to your student's profile.

Parent Account Activation



Please answer the following question(s) before proceeding.

Has your student attended any of the following schools or programs? MECP or PPS Head Start/Pre-K locations:
Applegate, Boise-Eliot/Humboldt, Clarendon, Creston, Faubion, Grout, Lee, MLK Jr, Kelly, Sacajawea, Sitton, Whitman, Woodlawn

Yes No

Click *I Accept* after reading the following Privacy Statement.

Parent Account Activation

Step 1 of 3: Privacy Statement

Read through the following Privacy Statement and click the Accept button to agree to the privacy agreement

i If you have one or more students already enrolled in the district, you need to use your existing ParentVUE account.

Portland Public Schools takes your right to privacy seriously and wants you to feel comfortable using ParentVUE/StudentVUE. We have implemented numerous physical and technological safeguards to protect all parent and student data. If you suspect your privacy has been violated, please contact your school office immediately. To help us protect your information, please do not share your username and password with anyone. Additionally, be aware that automatically saving passwords can lead to unintended access by others.

Clicking *I Accept* means that you agree to the above Privacy Statement.

Create your account by entering your information in the following areas. Click *Continue to Step 3*

Parent Account Creation

Step 2 of 3: Create Your Account

Please enter your first name, last name, and your email address

First Name

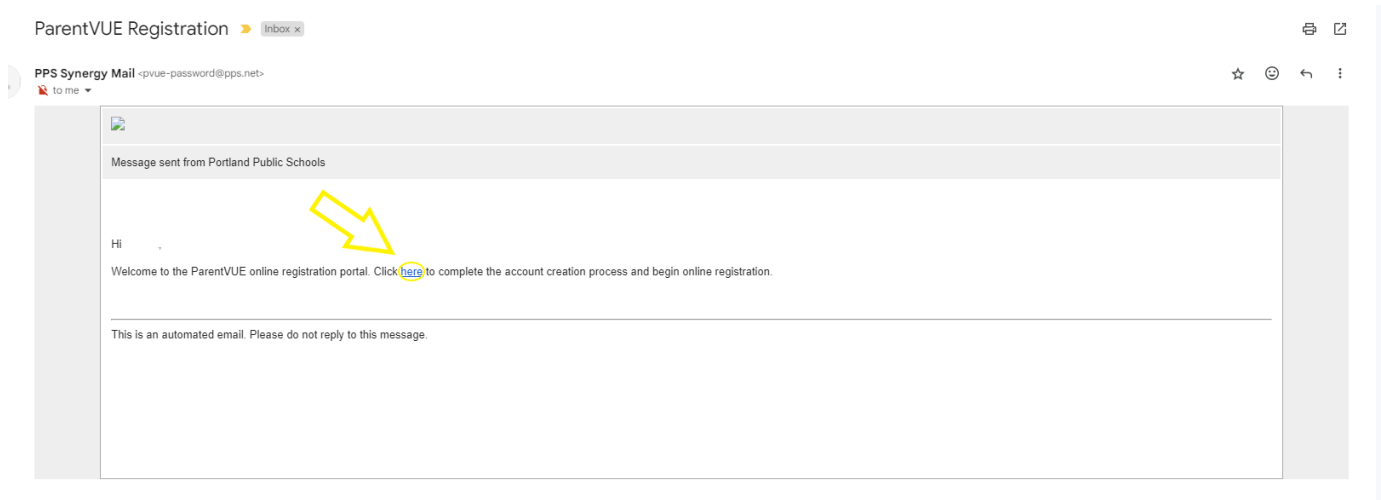
Last Name

Email Address

Confirm Email Address

CCE9J Type the characters you see in this picture

You should receive a ParentVUE Registration email. Click the link *here* indicated in the email to complete the account creation. If you do not receive an email, check your junk/spam folder.



Once you click the link, it will open a new window to Create Password. Enter your Password and Confirm Password click *Save and Continue*
Complete Account Creation

A screenshot of a 'Create Password' form. The form has a title bar 'Create Password'. Below it, there is a label 'Parent Name (Parent Email Address)' and a note: 'Please choose a login and enter your password to complete account creation and begin the online enrollment process.' There are three input fields: 'User ID' (containing 'Parent Email Address as User ID'), 'Password', and 'Confirm Password'. A blue button labeled 'Save and Continue' is at the bottom. A note at the bottom says: 'If you forget your user ID or password, the login information can be emailed to you from the 'Forgot my password' link on the login page.' Two yellow arrows point to the 'Password' and 'Confirm Password' fields.

You have now created your ParentVUE account. You will be directed to the Online Registration/Yearly Verification/Transfer Application screen. Scroll to the bottom of the page, 2024-2025 School Year to select *K-5 and ACCESS Lottery 2024-25* or *Hardship Petition 2024-2025* Application.

SELECT REGISTRATION TO BEGIN

Click on the appropriate icon below:

- If your student has **never** been enrolled in PPS, click on Online Registration New Students
- If your student is currently enrolled in a PPS school and you are updating the yearly information, click on Yearly Verification
- To request an immediate transfer to a different PPS school, select Hardship Petition 2023-24
- To request transfer to a neighborhood school beginning next school year, select Hardship Petition 2024-25
- To apply in the MS/HS focus option, immersion and alternative school lottery, select Lottery 2024-25

2023-2024 School Year

2023-24 Online Registration - New Students

2023-24 Yearly Verification

School Choice - Hardship Petition

2024-2025 School Year

Hardship Petition 2024-2025

K-5 and ACCESS Lottery 2024-25

Select the K-5 and ACCESS Lottery 2024-25 application click *Continue*

K-5 and ACCESS Lottery 2024-25

INTRODUCTION

Introduction

Parent/Guardian

Students

Review/Submit

Delete K5-Access Lottery

Welcome

Information

PPS families:

Use the **LOTTERY** application to apply for admission to **focus option, dual language or alternative schools and programs**, beginning in the 2024-25 school year. For lottery rules, participating schools and open slot information go to www.pps.net/schoolchoice.

Transfer requests to **Neighborhood Schools** are made separately through the **HARDSHIP PETITION** application.

Other supported languages can be accessed by clicking on the language link below in the right corner of the screen.

Continue