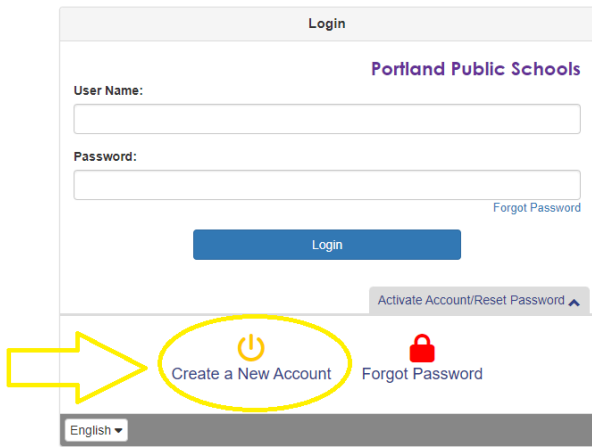


## Sida Loo Sameeyo Koontada Cusub ee ParentVUE

Waxaad booqataa [https://parent-portland.cascadetech.org/portland/PXP2\\_OEN\\_Login.aspx](https://parent-portland.cascadetech.org/portland/PXP2_OEN_Login.aspx), ka dib waxaad gujisaa Samee Koonto Cusub(Create A New Account)

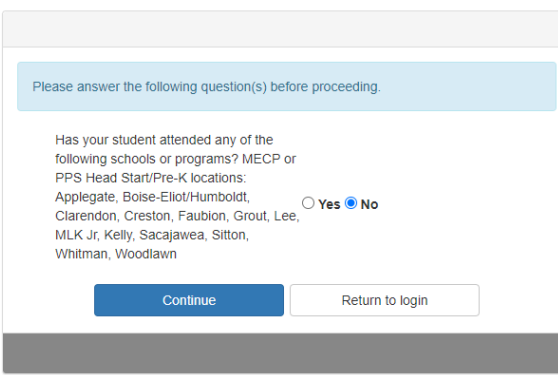
Online Registration Account Access



Guji MAYA haddii ardaygaagu aanu waxba ka baran MECP ama Xannaanada Bilowga ah/goobaha Xannaanada Hortood ee PPS,ka dib waxaad gujisaa Sii Soco(Continue).

Haddii jawaabtaadu Haa tahay,in ardaygaagu wax ka barto dugsiyada MECP ama Xannaanada Bilowga ah ee PPS/goobaha Xannaanada Hortood waxaad booqataa [tilmaamahani kugu xidhaya koontadaadda ParentVUE ee hore u ardaygaagu u lahaa](#). Ha sameynin Koonto Cusub maaadama ay tani abuuri doonto koonto la mid ah tii hore ee jirtay ParentVUE taasi oo aan kugu xidheyn koontaddii hore ee ardaygaagu lahaa.

Parent Account Activation



Guji Waa Aqbalay ka dib markii aan akhriyey Bayaanka Qarsoodiga ah.

### Parent Account Activation

**Step 1 of 3: Privacy Statement**

Read through the following Privacy Statement and click the Accept button to agree to the privacy agreement

**i** If you have one or more students already enrolled in the district, you need to use your existing ParentVUE account.

Portland Public Schools takes your right to privacy seriously and wants you to feel comfortable using ParentVUE/StudentVUE. We have implemented numerous physical and technological safeguards to protect all parent and student data. If you suspect your privacy has been violated, please contact your school office immediately. To help us protect your information, please do not share your username and password with anyone. Additionally, be aware that automatically saving passwords can lead to unintended access by others.

Clicking I Accept means that you agree to the above Privacy Statement.

Waxaad sameysaa koontadaadda adiga oo galinaya macluumaadkaaga meelahan soo socda. Guji Adiga oo Sii Wadaya Ilaa Tallaabadda 3

### Parent Account Creation

**Step 2 of 3: Create Your Account**

Please enter your first name, last name, and your email address

**First Name**

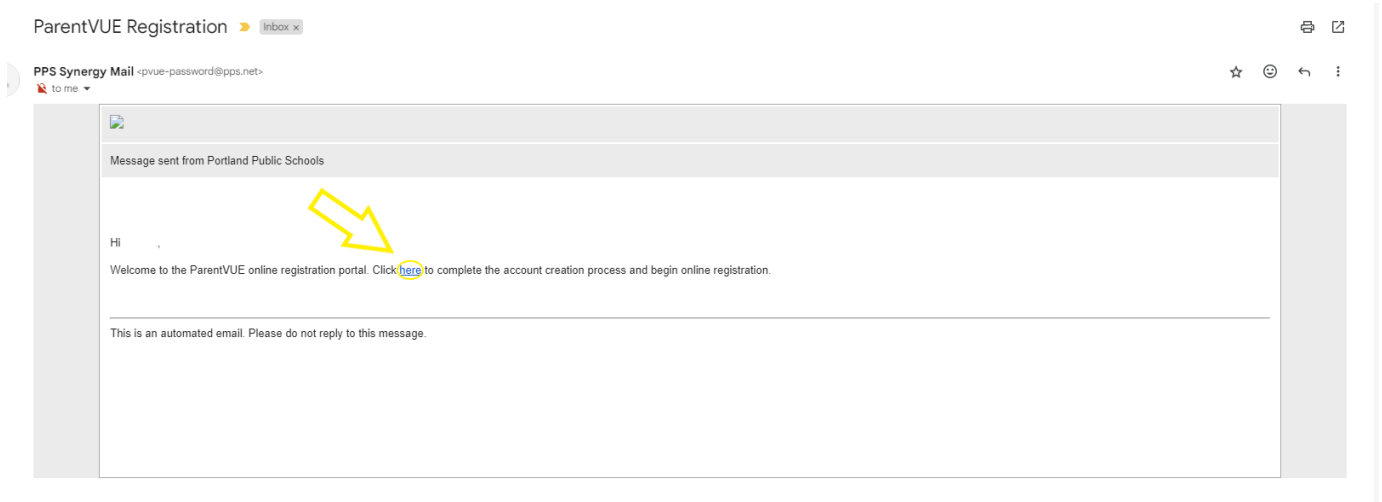
**Last Name**

**Email Address**

**Confirm Email Address**

**CCE9J**  Type the characters you see in this picture

Waa inaad heshaa email-ka Diiwaangalinta ParentVUE. Guji linkiga halkan ee lagu muujiyey email-ka si aad u dhammeystirto sameynta koontadda. Haddii aanad helin email, waxaad ka hubisaa qolka ay ku dhacaan fariimaha aanad xidhiidhka la lahayn(junk/spam).



Marka aad gujiso linkiga, waxaa furmi doona daaqad cusub sidii aad u Sameyn Lahayd Furaha Sirta(Password). Waxaad Galisaa Furaha Sirta ah ka dibna Waxaad xaqiijisaa adiga oo gujinaya Xafid(SAVE) ka dibna Sii Soco

### Complete Account Creation

A screenshot of a web form titled 'Create Password'. The form contains the following elements:

- Text: 'Parent Name ( Parent Email Address )' and 'Please choose a login and enter your password to complete account creation and begin the online enrollment process.'
- Section: 'User ID' with a text input field containing 'Parent Email Address as User ID'.
- Section: 'Password' with a text input field.
- Section: 'Confirm Password' with a text input field.
- Text: 'If you forget your user ID or password, the login information can be emailed to you from the 'Forgot my password' link on the login page.'
- Button: 'Save and Continue'.

Two yellow arrows point to the 'Password' and 'Confirm Password' input fields.

Hadda waxaad sameysatay koontadaaddii ParentVUE. Waxay ku geyn doontaa Isdiiwaangalinta Online/Xaqiijinta Sanadlaha ah/bogga Codsiga Bedelka. Waxaad tagtaa bogga xaggiisa hoose, Sanad-Dugsiyeedka 2024-2025 si aad u doorato Bakhtiyaanasiibka Dugsiga Hoose ama Codsiga Bedelka Ardayga Dugsi Kale oo aan ahayn dugsigiisa- (Hardship Petition) 2024-2025.

Home Status My Account Logout


**Portland Public Schools**  
Good morning,

**SELECT REGISTRATION TO BEGIN**


Click on the appropriate icon below:

- If your student has **never** been enrolled in PPS, click on Online Registration New Students
- If your student is currently enrolled in a PPS school and you are updating the yearly information, click on Yearly Verification
- To request an immediate transfer to a different PPS school, select Hardship Petition 2023-24
- To request transfer to a neighborhood school beginning next school year, select Hardship Petition 2024-25
- To apply in the MS/HS focus option, immersion and alternative school lottery, select Lottery 2024-25


2023-2024 School Year



2023-24 Online Registration - New Students




2023-24 Yearly Verification




School Choice - Hardship Petition

2024-2025 School Year



Hardship Petition 2024-2025



K-5 and ACCESS Lottery 2024-25

Waxaad doorataa codsiga Bakhtiyaanasiibka Dugsiga Hoose 2024-25 adiga oo gujinaya sii wad(Continue)

Home Status My Account ParentVUE Logout

**Portland Public Schools**  
Good afternoon, 2/28/2024

**K-5 and ACCESS Lottery 2024-25**

**INTRODUCTION** 2024-2025

**Welcome**

**Information**

**PPS families:**  
Use the **LOTTERY** application to apply for admission to **focus option, dual language or alternative schools and programs**, beginning in the 2024-25 school year. For lottery rules, participating schools and open slot information go to [www.pps.net/schoolchoice](http://www.pps.net/schoolchoice).  
Transfer requests to **Neighborhood Schools** are made separately through the **HARDSHIP PETITION** application.  
**Other supported languages can be accessed by clicking on the language link below in the right corner of the screen.**

[Continue](#)