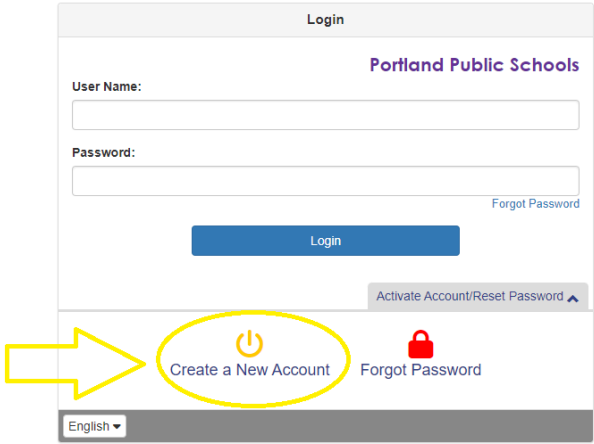


Cómo crear una nueva cuenta en ParentVUE

Visite https://parent-portland.cascadetech.org/portland/PXP2_OEN_Login.aspx, haga clic en Crear una cuenta nueva.

Online Registration Account Access

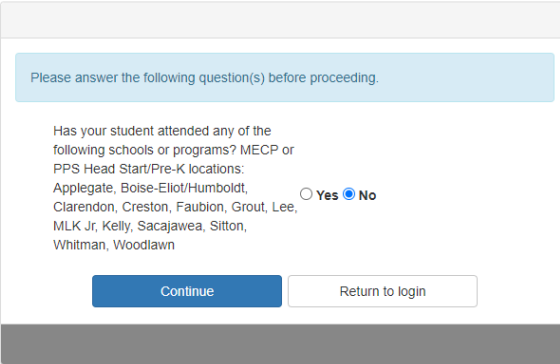


English

Haga clic en No en caso que su estudiante no ha asistido a sitios de MECP o PPS Head Start/Pre-K, luego haga clic en Continuar.

En caso afirmativo, su estudiante ha asistido a MECP o PPS Head Start/Pre-K, [visite estas instrucciones para vincular su cuenta de ParentVUE a un perfil de un estudiante existente](#). No debe crear una cuenta nueva, ya que esto creará una cuenta ParentVUE duplicada que no estará vinculada al perfil de su estudiante.

Parent Account Activation



Please answer the following question(s) before proceeding.

Has your student attended any of the following schools or programs? MECP or PPS Head Start/Pre-K locations:
Applegate, Boise-Eliot/Humboldt, Clarendon, Creston, Faubion, Grout, Lee, MLK Jr, Kelly, Sacajawea, Sitton, Whitman, Woodlawn

Yes No

Continue Return to login

Haga clic en Acepto después de leer la siguiente Declaración de Privacidad.

Parent Account Activation

Step 1 of 3: Privacy Statement

Read through the following Privacy Statement and click the Accept button to agree to the privacy agreement

i If you have one or more students already enrolled in the district, you need to use your existing ParentVUE account.

Portland Public Schools takes your right to privacy seriously and wants you to feel comfortable using ParentVUE/StudentVUE. We have implemented numerous physical and technological safeguards to protect all parent and student data. If you suspect your privacy has been violated, please contact your school office immediately. To help us protect your information, please do not share your username and password with anyone. Additionally, be aware that automatically saving passwords can lead to unintended access by others.

Clicking I Accept means that you agree to the above Privacy Statement.

Haga clic en Acepto después de leer la siguiente Declaración de Privacidad.

Parent Account Creation

Step 2 of 3: Create Your Account

Please enter your first name, last name, and your email address

First Name

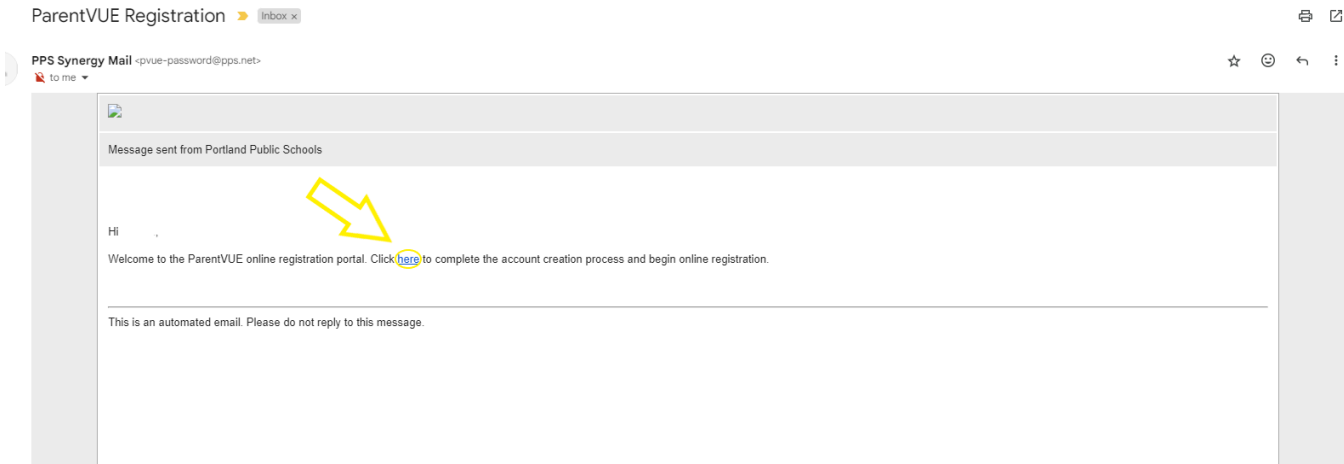
Last Name

Email Address

Confirm Email Address

CCE9J Type the characters you see in this picture

Debería recibir un correo electrónico de registro de *ParentVUE*. Haga clic en el enlace aquí indicado en el correo electrónico para completar la creación de la cuenta. Si no recibe un correo electrónico, revise su carpeta de correo no deseado/spam.



Debería recibir un correo electrónico de registro de *ParentVUE*. Haga clic en el enlace aquí indicado en el correo electrónico para completar la creación de la cuenta. Si no recibe un correo electrónico, revise su carpeta de correo no deseado/spam.

Complete Account Creation

A screenshot of a web form titled 'Create Password'. The form contains the following elements:

- Header: **Create Password**
- Text: Parent Name (Parent Email Address)
- Text: Please choose a login and enter your password to complete account creation and begin the online enrollment process.
- Section: **User ID**
- Input field: Parent Email Address as User ID
- Section: **Password**
- Input field: [Empty]
- Section: **Confirm Password**
- Input field: [Empty]
- Text: If you forget your user ID or password, the login information can be emailed to you from the 'Forgot my password' link on the login page.
- Button: Save and Continue

Two yellow arrows point to the 'User ID' and 'Password' input fields.

Ya ha creado su cuenta ParentVUE. Se le dirigirá a la pantalla de Solicitud de registro/verificación anual/transferencia en línea. Desplácese hasta la parte inferior de la página, Año escolar 2024-2025 para seleccionar la *Lotería K-5 and ACCESS 2024-25* o la *Solicitud de Petición por dificultades económicas 2024-2025*.

Home Status My Account Logout


Portland Public Schools
Good morning,

SELECT REGISTRATION TO BEGIN


Click on the appropriate icon below:

- If your student has **never** been enrolled in PPS, click on Online Registration New Students
- If your student is currently enrolled in a PPS school and you are updating the yearly information, click on Yearly Verification
- To request an immediate transfer to a different PPS school, select Hardship Petition 2023-24
- To request transfer to a neighborhood school beginning next school year, select Hardship Petition 2024-25
- To apply in the MS/HS focus option, immersion and alternative school lottery, select Lottery 2024-25


2023-2024 School Year



2023-24 Online Registration -
New Students




2023-24 Yearly Verification




School Choice - Hardship
Petition

2024-2025 School Year



Hardship Petition 2024-2025



K-5 and ACCESS Lottery 2024-
25

Seleccione la aplicación *K-5 and ACCESS Lottery 2024-25*, haga clic en Continuar.

K-5 and ACCESS Lottery 2024-25

INTRODUCTION

2024-2025

Introduction

Parent/Guardian

Students

Review/Submit

Delete K5-Access Lottery

Welcome

Information

PPS families: Use the LOTTERY application to apply for admission to focus option, dual language or alternative schools and programs, beginning in the 2024-25 school year. For lottery rules, participating schools and open slot information go to www.pps.net/schoolchoice. Transfer requests to Neighborhood Schools are made separately through the HARDSHIP PETITION application. Other supported languages can be accessed by clicking on the language link below in the right corner of the screen.

Continue