

Agree or Disagree Questions (sorted by % Agree)	Title 1 School	Key					% Agree
		Strongly Agree	Agree	Don't Know / NA	Disagree	Strongly Disagree	
This school has clean and well-maintained facilities and properties.	Le Monde	58%		42%		100% (31)	
	Not Title 1	24%	55%		15%	80% (4271)	
	Title 1	28%	53%		13%	81% (1735)	
My child's teachers effectively support my child's learning needs.	Le Monde	77%		19%		97% (31)	
	Not Title 1	36%	50%		11%	86% (4277)	
	Title 1	44%	44%			88% (1759)	
This school has someone I can contact if I have questions or concerns.	Le Monde	74%		23%		97% (31)	
	Not Title 1	42%	51%			93% (4242)	
	Title 1	39%	50%			90% (1759)	
This school keeps me well-informed about school activities.	Le Monde	74%		23%		97% (31)	
	Not Title 1	48%	44%			92% (4281)	
	Title 1	36%	45%		13%	81% (1765)	
This school provides students with healthy food choices.	Le Monde	74%		23%		97% (31)	
	Not Title 1	14%	40%		25%	54% (4257)	
	Title 1	25%	47%		16%	72% (1752)	



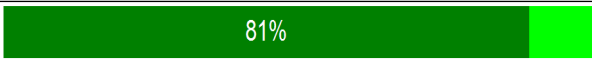






PPS Successful School Survey Parents & Guardians 2014-15

This school has adults who really care about students.	Le Monde	84%			94% (31)
	Not Title 1	58%	38%		96% (4265)
	Title 1	47%	46%		94% (1736)
My child's teachers and principals show me specific ways to be an active partner in educating my child.	Le Monde	71%	23%		94% (31)
	Not Title 1	27%	49%	17%	77% (4290)
	Title 1	33%	47%	13%	80% (1759)
Other staff at this school treat all parents with respect.	Le Monde	71%	23%		94% (31)
	Not Title 1	35%	47%	15%	82% (4281)
	Title 1	36%	47%	11%	83% (1756)
The principal at this school treats all parents with respect.	Le Monde	74%	19%		94% (31)
	Not Title 1	42%	38%	15%	80% (4280)
	Title 1	43%	37%	11%	80% (1760)
The principal at this school treats all students with respect.	Le Monde	81%	13%		94% (31)
	Not Title 1	45%	36%	15%	81% (4285)
	Title 1	45%	37%	12%	82% (1761)
This school challenges my child/children academically.	Le Monde	74%	19%		94% (31)
	Not Title 1	28%	54%	14%	82% (4289)
	Title 1	25%	55%	13%	79% (1760)
This school clearly tells students in advance what will happen if they break school rules.	Le Monde	74%	19%		94% (31)



This school clearly tells students in advance what will happen if they break school rules.	Not Title 1	28%	52%	14%	80%	(4293)
	Title 1	33%	48%		81%	(1772)
This school communicates the importance of respecting all cultural beliefs and practices.	Le Monde	81%	13%	94%	(31)	
	Not Title 1	36%	49%	85%	(4233)	
	Title 1	39%	48%	87%	(1752)	
	Le Monde	77%	16%	94%	(31)	
This school has a supportive learning environment for my child.	Not Title 1	45%	47%	91%	(4260)	
	Title 1	37%	52%	89%	(1728)	
This school is a safe place for my child/children.	Le Monde	71%	23%	94%	(31)	
	Not Title 1	41%	53%	94%	(4265)	
	Title 1	33%	54%	88%	(1756)	
	Le Monde	61%	32%	94%	(31)	
This school is an inviting place for students to learn.	Not Title 1	42%	48%	90%	(4268)	
	Title 1	36%	52%	89%	(1761)	
This school keeps me well-informed about my child/children's progress in school.	Le Monde	71%	23%	94%	(31)	
	Not Title 1	26%	57%	14%	83%	(4277)
	Title 1	31%	52%	13%	83%	(1760)
	Le Monde	71%	23%	94%	(31)	
This school motivates students to learn.	Not Title 1	33%	55%	89%	(4260)	

This school motivates students to learn.	Title 1	33%	55%		88% (1729)	
	Le Monde	77%	16%		94% (31)	
This school promotes academic success for all students.	Not Title 1	36%	53%		89% (4294)	
	Title 1	32%	55%		87% (1768)	
	Le Monde	61%	32%		94% (31)	
This school promptly responds to my phone calls, messages, or e-mails.	Not Title 1	36%	46%		83% (4251)	
	Title 1	33%	48%		81% (1755)	
	Le Monde	63%	30%		93% (30)	
This school makes learning enjoyable for my child/children.	Not Title 1	37%	50%		87% (4275)	
	Title 1	34%	52%		86% (1759)	
	Le Monde	59%	34%		93% (29)	
This school provides enough time for my child/children to eat lunch.	Not Title 1		37%	34%	15%	46% (4267)
	Title 1	18%	39%	25%	13%	56% (1769)
	Le Monde	74%	16%			90% (31)
Other staff at this school treat all students with respect.	Not Title 1	35%	45%	16%		80% (4275)
	Title 1	36%	47%	11%		83% (1759)
	Le Monde	74%	16%			90% (31)
Teachers at this school treat all parents with respect.	Not Title 1	36%	47%	12%		84% (4271)
	Title 1	40%	45%			85% (1755)

Teachers at this school treat all students with respect.	Le Monde					90% (31)
	Not Title 1	37%	45%	11%		82% (4274)
	Title 1	39%	45%			84% (1759)
This school enforces school rules equally for my child/children and all students.	Le Monde					90% (31)
	Not Title 1	24%	43%	25%		67% (4242)
	Title 1	29%	45%	15%		74% (1760)
This school welcomes input and suggestions from parents.	Le Monde					90% (31)
	Not Title 1	29%	51%			80% (4258)
	Title 1	31%	46%			78% (1752)
This school has a welcoming front office.	Le Monde					77% (31)
	Not Title 1	40%	49%			88% (4255)
	Title 1	38%	47%			86% (1749)
This school actively seeks and respects the input of parents before making important decisions.	Le Monde					81% (31)
	Not Title 1	20%	49%	12%	15%	69% (4265)
	Title 1	23%	40%	13%	16%	63% (1729)
This school gives all students opportunities to "make a difference" by helping other people, the school, or the community.	Le Monde					81% (31)
	Not Title 1	33%	46%	12%		79% (4276)
	Title 1	31%	46%	12%		77% (1761)
This school provides quality activities that meet my child's/children's interests and talents, such as sports, clubs, and music.	Le Monde					81% (31)

This school provides quality activities that meet my child's/children's interests and talents, such as sports, clubs, and music.	Not Title 1	27%	50%	16%	7%	78%	(4270)
	Title 1	26%	45%	18%	11%	70%	(1765)
This school provides instructional materials that reflect my child's culture, ethnicity and identity.	Le Monde	48%	26%	23%	3%	74%	(31)
	Not Title 1	20%	50%	21%	9%	70%	(4256)
	Title 1	24%	48%	15%	13%	73%	(1760)
	Le Monde	68%	2%	26%	2%	71%	(31)
This school encourages all students to enroll in challenging courses regardless of their race, ethnicity, or nationality.	Not Title 1	28%	31%	33%	8%	59%	(4274)
	Title 1	30%	37%	23%	10%	67%	(1766)
This school provides my child/children quality counseling for their social or emotional needs.	Le Monde	35%	26%	23%	13%	61%	(31)
	Not Title 1	19%	39%	29%	13%	58%	(4247)
	Title 1	25%	41%	23%	11%	66%	(1754)
	Le Monde	35%	23%	26%	16%	58%	(31)
This school has informed me about the racial/ethnic equity work in the district.	Not Title 1	15%	31%	30%	20%	46%	(4268)
	Title 1	20%	36%	21%	19%	56%	(1746)
This school has given me the opportunity to participate in racial/ethnic equity work.	Le Monde	32%	19%	29%	13%	52%	(31)
	Not Title 1	12%	23%	39%	21%	35%	(4273)
	Title 1	18%	33%	26%	18%	52%	(1753)

Problem or Not a Problem Questions <i>(sorted by % Less Problem Overall)</i>	Title 1 School	Key					% Less Problem Overall
		Not a Problem	Sort of a Problem	Don't Know / NA	Some-what of a Problem	Big Problem	
How much of a problem is Gang-related activity?	Le Monde	97%					97% (31)
	Not Title 1	71%					73% (4267)
	Title 1	52%					55% (1766)
How much of a problem is Vandalism (including graffiti)?	Le Monde	97%					97% (30)
	Not Title 1	57%					73% (4280)
	Title 1	46%					58% (1765)
How much of a problem is Weapons possession?	Le Monde	97%					97% (31)
	Not Title 1	69%					72% (4282)
	Title 1	54%					57% (1768)
How much of a problem is Students not respecting staff?	Le Monde	71%					94% (31)
	Not Title 1	44%					63% (4280)
	Title 1	30%					50% (1765)
How much of a problem is Student alcohol and drug use?	Le Monde	87%					87% (31)
	Not Title 1	59%					66% (4284)
	Title 1	51%					56% (1763)

Problem or Not a Problem Questions <i>(sorted by % Less Problem Overall)</i>	Title 1 School	Key					% Less Problem Overall	
		Not a Problem	Sort of a Problem	Don't Know / NA	Some-what of a Problem	Big Problem		
How much of a problem is Student tobacco use (cigarette smoking and/or smokeless tobacco such as dip, chew, or snuff)?	Le Monde	87%			13%	87% (31)		
	Not Title 1	65%			25%	70% (4273)		
	Title 1	55%			29%	59% (1746)		
How much of a problem is Student use of electronic cigarettes, e-cigarettes or other vaping device such as e-hookah, hook pens or vape pens?	Le Monde	87%			13%	87% (31)		
	Not Title 1	65%			28%	67% (4279)		
	Title 1	56%			30%	58% (1763)		
How much of a problem is Racial/ethnic conflict among students?	Le Monde	81%			19%	81% (31)		
	Not Title 1	49%			36%	59% (4286)		
	Title 1	40%			29%	53% (1761)		
How much of a problem is Physical fighting between students?	Le Monde	80%			20%	80% (30)		
	Not Title 1	51%			18%	25%	69% (4277)	
	Title 1	31%			22%	22%	13%	12%
How much of a problem is Harassment or bullying of students?	Le Monde	58%			16%	16%	74% (31)	
	Not Title 1	27%			36%	19%	15%	62% (4288)
	Title 1	21%			26%	15%	22%	16%

Too Little, Too Much Question	Title 1 School	Key			% About the Right Amount
		Too Little	About the Right Amount	Too Much	
How much emphasis does this school place on standardized testing?	Le Monde		97%		97% (31)
	Not Title 1		72%	26%	72% (4136)
	Title 1		67%	27%	67% (1645)

Yes / No Question	Title 1 School	Key				% Yes Most - All of the Time
		Yes, all of the time	Yes, most of the time	Yes, some of the time	No, never	
My school communicates with me in my preferred language.	Le Monde		100%			100% (31)
	Not Title 1		95%			98% (4271)
	Title 1		78%	11%		89% (1713)
Does your child get enough physical activity at school (including physical education and recess)?	Le Monde	45%	35%	16%		81% (31)
	Not Title 1	14%	35%	37%	13%	50% (4278)
	Title 1	19%	36%	35%		56% (1741)

Demographics	Survey Response	% Total Marked	Marked	Total
Survey Language	English	100%	31	31
Q1. I am a...	Parent	100%	31	31



PPS Successful School Survey Parents & Guardians 2014-15

Demographics	Survey Response	% Total Marked	Marked	Total
Q2. How many years have you had children attend this school?	<1 Year	3%	1	1
	1 to 2	59%	17	17
	3 to 5	38%	11	11
Q61. What is your gender?	Female	74%	23	23
	Male	26%	8	8

Demographics		Survey Response	% Total Marked	Marked	Total
Q63. What races/ethnicities do you consider yourself?	Asian	Asian	5%	2	44
	Asian	Other Asian	5%	2	44
	Black/African American	African American	2%	1	44
	Hispanic/Latino	Hispanic/Latino	5%	2	44
	Hispanic/Latino	Mexican	2%	1	44
	Hispanic/Latino	Other Hispanic/Latino	2%	1	44
	White	European Country(s)	30%	13	44
	White	Russian	2%	1	44
	White	Ukrainian	2%	1	44
	White	White	45%	20	44





PPS Successful School Survey Parents & Guardians 2014-15

Demographics

Survey Response	% Total Marked	Marked	Total
Q3. In what grade(s) are your children who attend this school?			
1st grade	25%	10	40
2nd grade	28%	11	40
3rd grade	25%	10	40
Kindergarten	23%	9	40
Q52. I prefer that my school communicate important information with me by...			
Email	58%	31	53
Mail	4%	2	53
Phone call at home	4%	2	53
Phone call at work	2%	1	53
Phone call during the day (before 5:00 p.m.)	2%	1	53
Phone call during the weekend	2%	1	53
Phone call in the evening (after 5:00 p.m.)	2%	1	53
Phone call on my cell or mobile phone	6%	3	53
Schedule meetings and events at school	8%	4	53
Send information home with my student	4%	2	53
Social media (Facebook, Twitter, etc.)	4%	2	53
Text message	6%	3	53
Q55. Is your child or children in any of these programs at this school?			
Not applicable, not sure, or decline to answer	71%	15	21





PPS Successful School Survey Parents & Guardians 2014-15

Demographics	Survey Response	% Total Marked	Marked	Total
Q55. Is your child or children in any of these programs at this school?	Special Education Program or has an Individual Education Plan (IEP)	14%	3	21
	Talented and Gifted Program	14%	3	21
Q62. Which of the following best describes you?	Heterosexual (straight)	97%	30	31
	Not sure	3%	1	31

Notes:

In the first table, the "% Agree" columns combine "Strongly Agree" and "Agree" responses. In the second table, the "% Less Problem" columns combine "Not a Problem" and "Small Problem" responses.

Percentages are found by dividing the number of respondents who answered a particular way by the total number of respondents. Total number of respondents can be found within parentheses.

Grade span percentages reflect respondents who stated that they had at least one child in that range. There is a chance that some respondents are double counted if they indicated multiple children in different grade ranges (379 respondents indicated children in multiple ranges ~ approximately 6% of sample).

In the last Demographics tables, a respondent may have marked more than one response per question. Therefore, "Total" is the total responses of the question, which may not be the same as the total number of individuals taking the survey.

