



PPS Successful School Survey Parents & Guardians 2014-15

Agree or Disagree Questions (sorted by % Agree)	Title 1 School	Key					% Agree
		Strongly Agree	Agree	Don't Know / NA	Disagree	Strongly Disagree	
My child's teachers effectively support my child's learning needs.	Not Title 1	36%	50%		11%		86% (4277)
	Portland Village School	52%	48%				100% (29)
	Title 1	44%	44%				88% (1759)
This school has a supportive learning environment for my child.	Not Title 1	45%	47%				91% (4260)
	Portland Village School	69%	31%				100% (29)
	Title 1	37%	52%				89% (1728)
This school has adults who really care about students.	Not Title 1	58%	38%				96% (4265)
	Portland Village School	79%	21%				100% (29)
	Title 1	47%	46%				94% (1736)
This school is a safe place for my child/children.	Not Title 1	41%	53%				94% (4265)
	Portland Village School	59%	41%				100% (29)
	Title 1	33%	54%				88% (1756)
This school keeps me well-informed about school activities.	Not Title 1	48%	44%				92% (4281)
	Portland Village School	76%	24%				100% (29)
	Title 1	36%	45%		13%		81% (1765)





PPS Successful School Survey Parents & Guardians 2014-15

This school makes learning enjoyable for my child/children.	Not Title 1	37%	50%	87%	(4275)
	Portland Village School	68%	32%	100%	(28)
	Title 1	34%	52%	86%	(1759)
My child's teachers and principals show me specific ways to be an active partner in educating my child.	Not Title 1	27%	49%	77%	(4290)
	Portland Village School	38%	59%	97%	(29)
	Title 1	33%	47%	80%	(1759)
This school has someone I can contact if I have questions or concerns.	Not Title 1	42%	51%	93%	(4242)
	Portland Village School	55%	41%	97%	(29)
	Title 1	39%	50%	90%	(1759)
This school is an inviting place for students to learn.	Not Title 1	42%	48%	90%	(4268)
	Portland Village School	76%	21%	97%	(29)
	Title 1	36%	52%	89%	(1761)
This school keeps me well-informed about my child's/children's progress in school.	Not Title 1	26%	57%	83%	(4277)
	Portland Village School	45%	52%	97%	(29)
	Title 1	31%	52%	83%	(1760)
This school motivates students to learn.	Not Title 1	33%	55%	89%	(4260)
	Portland Village School	59%	38%	97%	(29)
	Title 1	33%	55%	88%	(1729)





PPS Successful School Survey Parents & Guardians 2014-15

This school provides quality activities that meet my child's/children's interests and talents, such as sports, clubs, and music.	Not Title 1	27%	50%	16%	7%	78% (4270)
	Portland Village School	31%	66%	0%	3%	97% (29)
	Title 1	26%	45%	18%	11%	70% (1765)
The principal at this school treats all students with respect.	Not Title 1	45%	36%	15%	2%	81% (4285)
	Portland Village School	71%	21%	0%	8%	93% (28)
	Title 1	45%	37%	12%	6%	82% (1761)
This school gives all students opportunities to "make a difference" by helping other people, the school, or the community.	Not Title 1	33%	46%	12%	9%	79% (4276)
	Portland Village School	48%	45%	0%	7%	93% (29)
	Title 1	31%	46%	12%	11%	77% (1761)
Teachers at this school treat all parents with respect.	Not Title 1	36%	47%	12%	5%	84% (4271)
	Portland Village School	59%	31%	0%	10%	90% (29)
	Title 1	40%	45%	10%	5%	85% (1755)
This school promotes academic success for all students.	Not Title 1	36%	53%	0%	11%	89% (4294)
	Portland Village School	34%	55%	0%	11%	90% (29)
	Title 1	32%	55%	0%	13%	87% (1768)
This school has clean and well-maintained facilities and properties.	Not Title 1	24%	55%	15%	6%	80% (4271)
	Portland Village School	36%	54%	0%	11%	89% (28)
	Title 1	28%	53%	13%	6%	81% (1735)

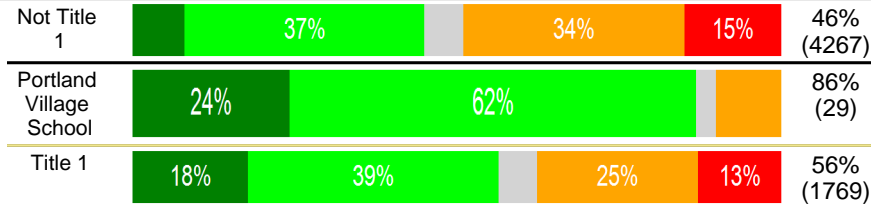


This school welcomes input and suggestions from parents.	Not Title 1	29%	51%			80% (4258)
	Portland Village School	33%	56%			89% (27)
	Title 1	31%	46%			78% (1752)
This school has a welcoming front office.	Not Title 1	40%	49%			88% (4255)
	Portland Village School	48%	38%			86% (29)
	Title 1	38%	47%			86% (1749)
This school communicates the importance of respecting all cultural beliefs and practices.	Not Title 1	36%	49%			85% (4233)
	Portland Village School	66%	21%			86% (29)
	Title 1	39%	48%			87% (1752)
Teachers at this school treat all students with respect.	Not Title 1	37%	45%	11%		82% (4274)
	Portland Village School	62%	24%			86% (29)
	Title 1	39%	45%			84% (1759)
The principal at this school treats all parents with respect.	Not Title 1	42%	38%	15%		80% (4280)
	Portland Village School	52%	34%			86% (29)
	Title 1	43%	37%	11%		80% (1760)
This school actively seeks and respects the input of parents before making important decisions.	Not Title 1	20%	49%	12%	15%	69% (4265)
	Portland Village School	38%	48%			86% (29)
	Title 1	23%	40%	13%	16%	63% (1729)

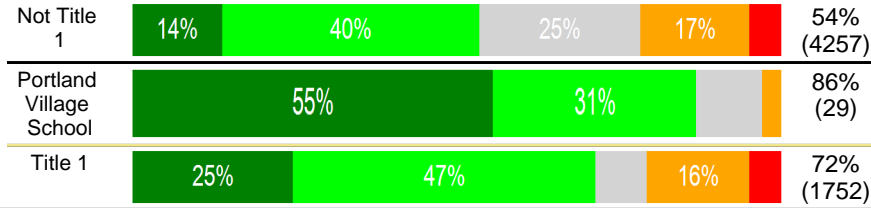


PPS Successful School Survey Parents & Guardians 2014-15

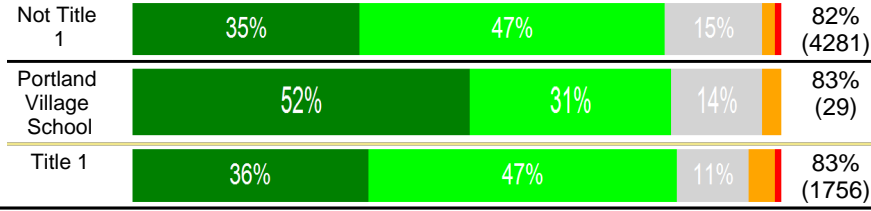
This school provides enough time for my child/children to eat lunch.



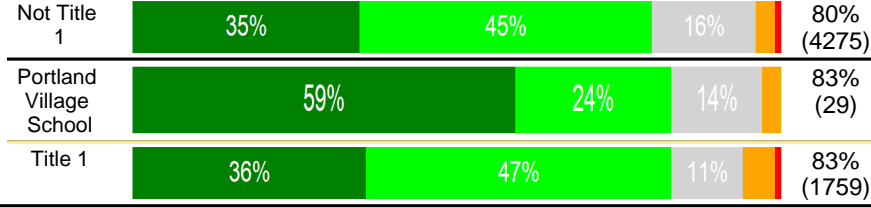
This school provides students with healthy food choices.



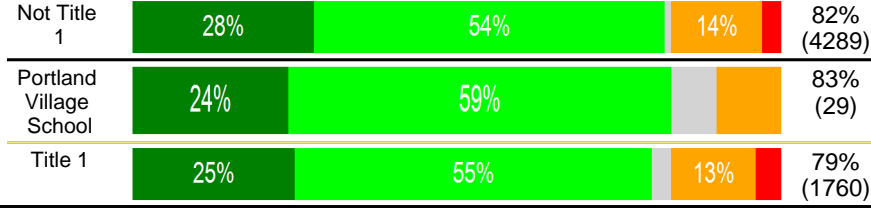
Other staff at this school treat all parents with respect.



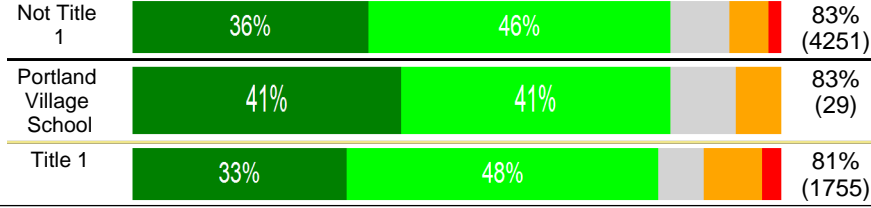
Other staff at this school treat all students with respect.



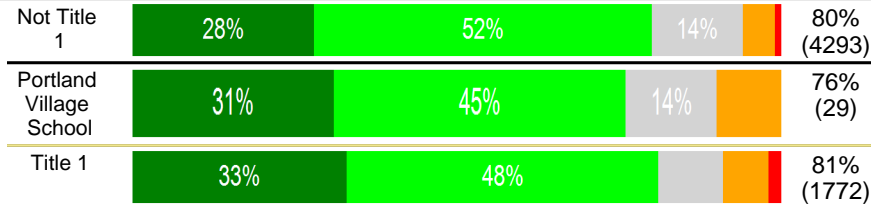
This school challenges my child/children academically.



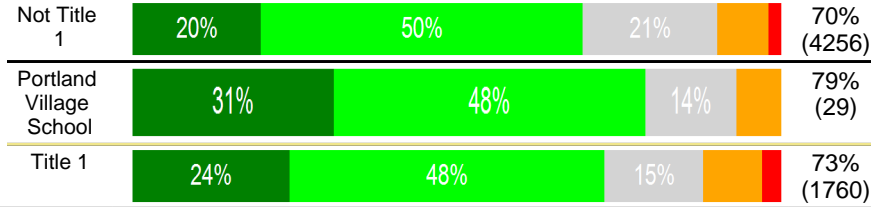
This school promptly responds to my phone calls, messages, or e-mails.



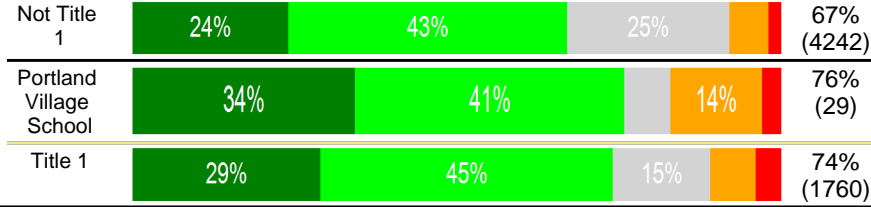
This school clearly tells students in advance what will happen if they break school rules.



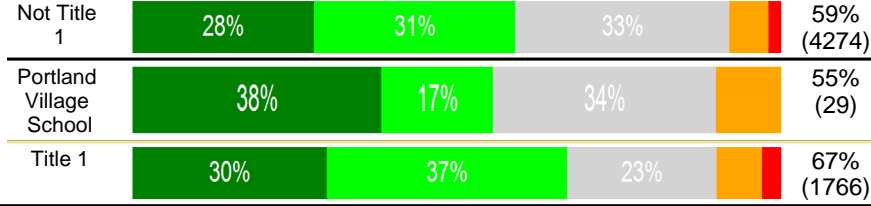
This school provides instructional materials that reflect my child's culture, ethnicity and identity.



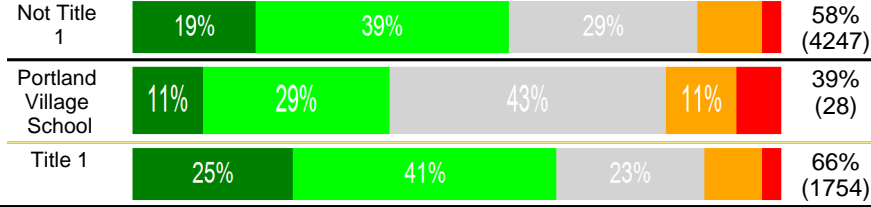
This school enforces school rules equally for my child/children and all students.



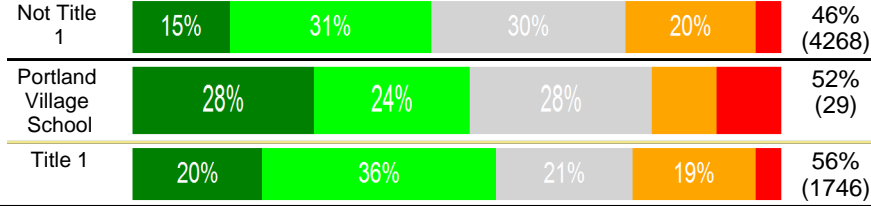
This school encourages all students to enroll in challenging courses regardless of their race, ethnicity, or nationality.



This school provides my child/children quality counseling for their social or emotional needs.



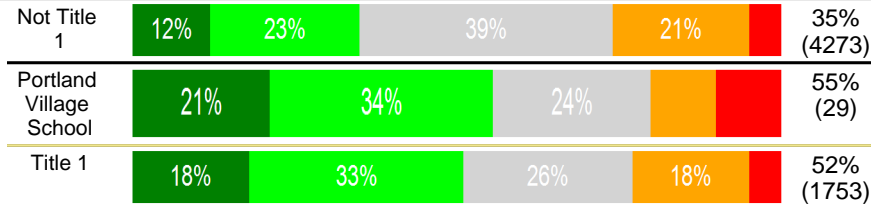
This school has informed me about the racial/ethnic equity work in the district.





PPS Successful School Survey Parents & Guardians 2014-15

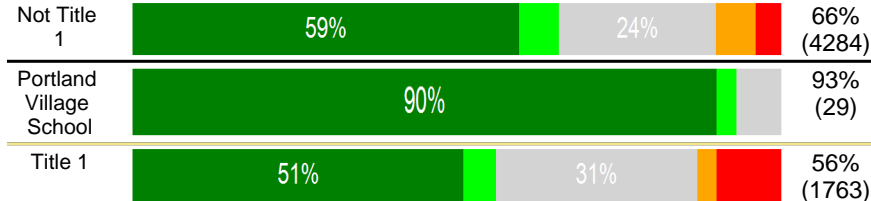
This school has given me the opportunity to participate in racial/ethnic equity work.



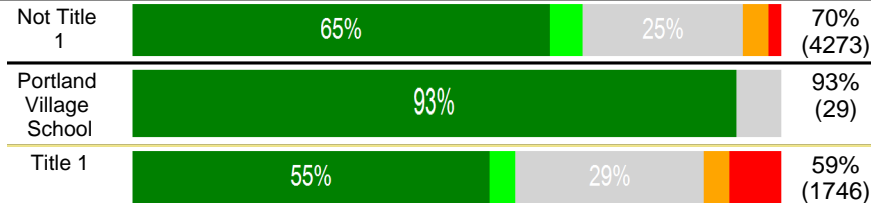
Problem or Not a Problem Questions (sorted by % Less Problem Overall)

Title 1 School	Key					% Less Problem Overall
	Not a Problem	Sort of a Problem	Don't Know / NA	Some-what of a Problem	Big Problem	

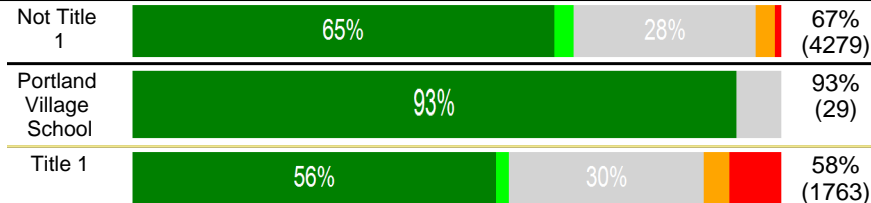
How much of a problem is Student alcohol and drug use?



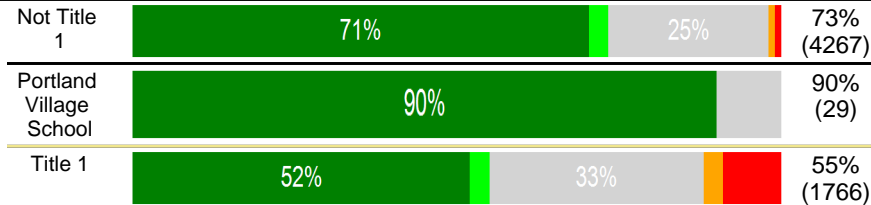
How much of a problem is Student tobacco use (cigarette smoking and/or smokeless tobacco such as dip, chew, or snuff)?



How much of a problem is Student use of electronic cigarettes, e-cigarettes or other vaping device such as e-hookah, hook pens or vape pens?



How much of a problem is Gang-related activity?



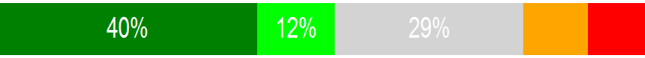



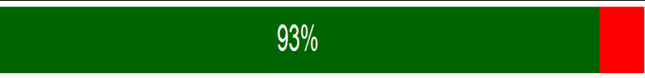




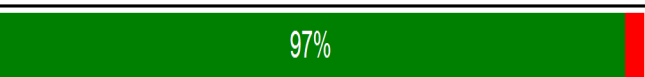

PPS Successful School Survey Parents & Guardians 2014-15

Problem or Not a Problem Questions <i>(sorted by % Less Problem Overall)</i>	Title 1 School	Key					% Less Problem Overall
		Not a Problem	Sort of a Problem	Don't Know / NA	Some-what of a Problem	Big Problem	
How much of a problem is Vandalism (including graffiti)?	Not Title 1	57%		17%	20%	73% (4280)	
	Portland Village School	86%					90% (29)
	Title 1	46%	12%	26%		58% (1765)	
How much of a problem is Physical fighting between students?	Not Title 1	51%		18%	25%	69% (4277)	
	Portland Village School	72%		14%		86% (29)	
	Title 1	31%	22%	22%	13%	53% (1762)	
How much of a problem is Weapons possession?	Not Title 1	69%			27%	72% (4282)	
	Portland Village School	86%			14%	86% (29)	
	Title 1	54%		32%		57% (1768)	
How much of a problem is Harassment or bullying of students?	Not Title 1	27%	36%	19%	15%	62% (4288)	
	Portland Village School	38%	41%			79% (29)	
	Title 1	21%	26%	15%	22%	47% (1764)	
How much of a problem is Students not respecting staff?	Not Title 1	44%		19%	26%	63% (4280)	
	Portland Village School	45%		34%		79% (29)	
	Title 1	30%	20%	24%	14%	50% (1765)	



Problem or Not a Problem Questions <i>(sorted by % Less Problem Overall)</i>	Title 1 School	Key					% Less Problem Overall
		Not a Problem	Sort of a Problem	Don't Know / NA	Some-what of a Problem	Big Problem	
How much of a problem is Racial/ethnic conflict among students?	Not Title 1						59% (4286)
	Portland Village School						76% (29)
	Title 1						53% (1761)

Too Little, Too Much Question	Title 1 School	Key			% About the Right Amount
		Too Little	About the Right Amount	Too Much	
How much emphasis does this school place on standardized testing?	Not Title 1				72% (4136)
	Portland Village School				93% (29)
	Title 1				67% (1645)

Yes / No Question	Title 1 School	Key				% Yes Most - All of the Time
		Yes, all of the time	Yes, most of the time	Yes, some of the time	No, never	
My school communicates with me in my preferred language.	Not Title 1					98% (4271)
	Portland Village School					97% (29)
	Title 1					89% (1713)



PPS Successful School Survey Parents & Guardians 2014-15

Yes / No Question	Title 1 School	Key				% Yes Most - All of the Time
		Yes, all of the time	Yes, most of the time	Yes, some of the time	No, never	
Does your child get enough physical activity at school (including physical education and recess)?	Not Title 1	14%	35%	37%	13%	50% (4278)
	Portland Village School	45%	48%			93% (29)
	Title 1	19%	36%	35%		56% (1741)

Demographics	Survey Response	% Total Marked	Marked	Total
Q1. I am a...	Parent	100%	29	29
Q2. How many years have you had children attend this school?	<1 Year	21%	6	6
	1 to 2	7%	2	2
	3 to 5	38%	11	11
	6 to 10	31%	9	9
	N/A	3%	1	1
Q61. What is your gender?	Female	86%	25	25
	Male	14%	4	4
Survey Language	English	97%	28	28
	Spanish	3%	1	1





PPS Successful School Survey Parents & Guardians 2014-15

Demographics		Survey Response	% Total Marked	Marked	Total
Q63. What races/ethnicities do you consider yourself?	Hispanic/Latino	Caribbean Island(s)	4%	2	46
	Hispanic/Latino	Hispanic/Latino	7%	3	46
	Hispanic/Latino	Mexican	2%	1	46
	Native American/Alaskan Native	Other American Indian Tribe/Nation	2%	1	46
	White	European Country(s)	37%	17	46
	White	Other White	4%	2	46
	White	Ukrainian	2%	1	46
	White	White	41%	19	46

Demographics	Survey Response	% Total Marked	Marked	Total
Q3. In what grade(s) are your children who attend this school?	1st grade	13%	6	45
	2nd grade	11%	5	45
	3rd grade	16%	7	45
	4th grade	11%	5	45
	5th grade	9%	4	45
	6th grade	11%	5	45
	7th grade	11%	5	45
	8th grade	16%	7	45





PPS Successful School Survey Parents & Guardians 2014-15

Demographics

Survey Response	% Total Marked	Marked	Total	
Q3. In what grade(s) are your children who attend this school?	Kindergarten	2%	1	45
Q52. I prefer that my school communicate important information with me by...	Email	31%	29	94
	Mail	7%	7	94
	ParentVUE (the schools electronic gradebook)	1%	1	94
	Phone call at home	3%	3	94
	Phone call at work	1%	1	94
	Phone call during the day (before 5:00 p.m.)	4%	4	94
	Phone call during the weekend	3%	3	94
	Phone call in the evening (after 5:00 p.m.)	4%	4	94
	Phone call on my cell or mobile phone	12%	11	94
	Schedule meetings and events at school	10%	9	94
	Send information home with my student	7%	7	94
	Social media (Facebook, Twitter, etc.)	3%	3	94
	Text message	13%	12	94
Q55. Is your child or children in any of these programs at this school?	Not applicable, not sure, or decline to answer	57%	12	21
	Special Education Program or has an Individual Education Plan (IEP)	29%	6	21
	Talented and Gifted Program	14%	3	21





Demographics

Survey Response	% Total Marked	Marked	Total
Q62. Which of the following best describes you?			
Gay or Lesbian or Bisexual	7%	2	28
Heterosexual (straight)	89%	25	28
Not sure	4%	1	28

Notes:

In the first table, the "% Agree" columns combine "Strongly Agree" and "Agree" responses. In the second table, the "% Less Problem" columns combine "Not a Problem" and "Small Problem" responses.

Percentages are found by dividing the number of respondents who answered a particular way by the total number of respondents. Total number of respondents can be found within parentheses.

Grade span percentages reflect respondents who stated that they had at least one child in that range. There is a chance that some respondents are double counted if they indicated multiple children in different grade ranges (379 respondents indicated children in multiple ranges ~ approximately 6% of sample).

In the last Demographics tables, a respondent may have marked more than one response per question. Therefore, "Total" is the total reponses of the question, which may not be the same as the total number of individuals taking the survey.