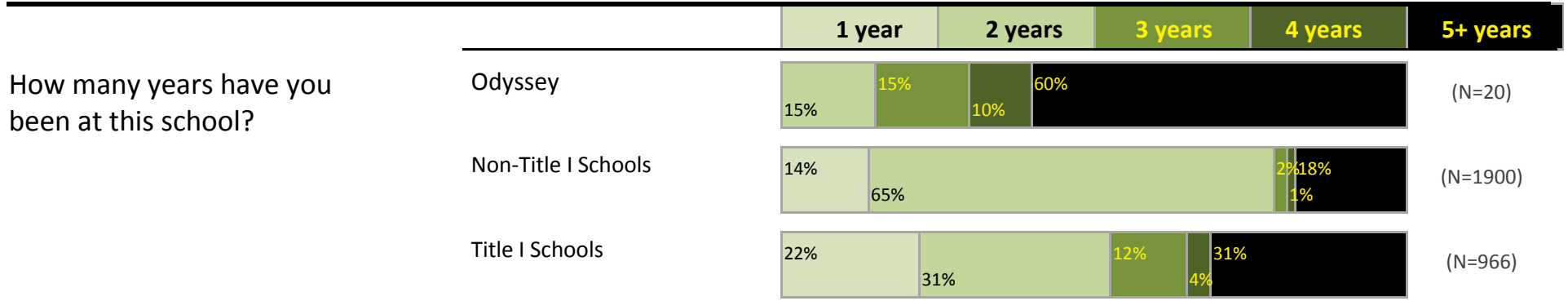
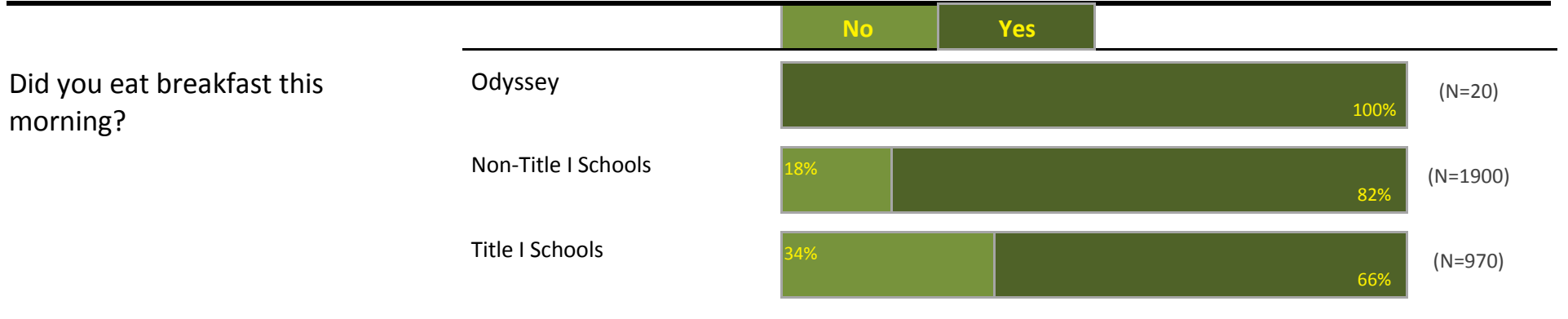



Portland Public Schools Successful Schools Survey

Middle Grades Student Responses 2014-15

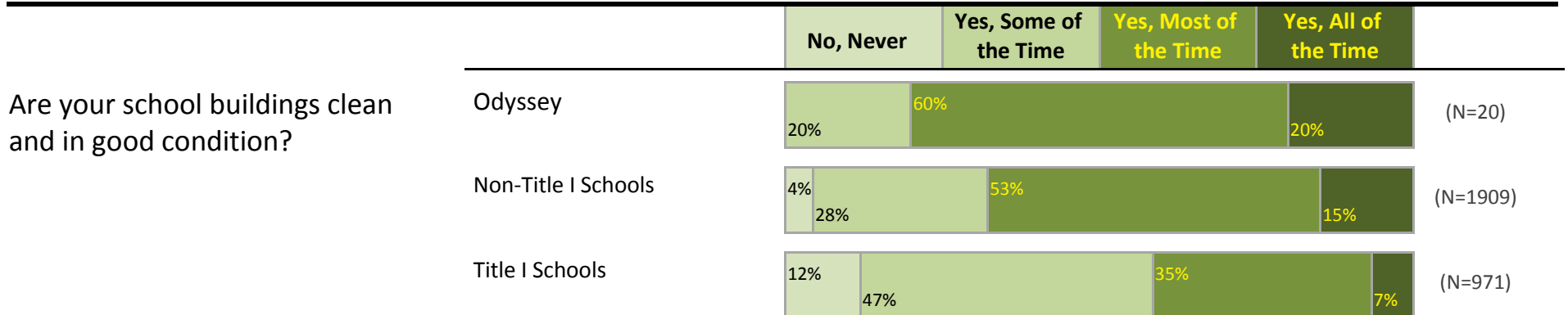

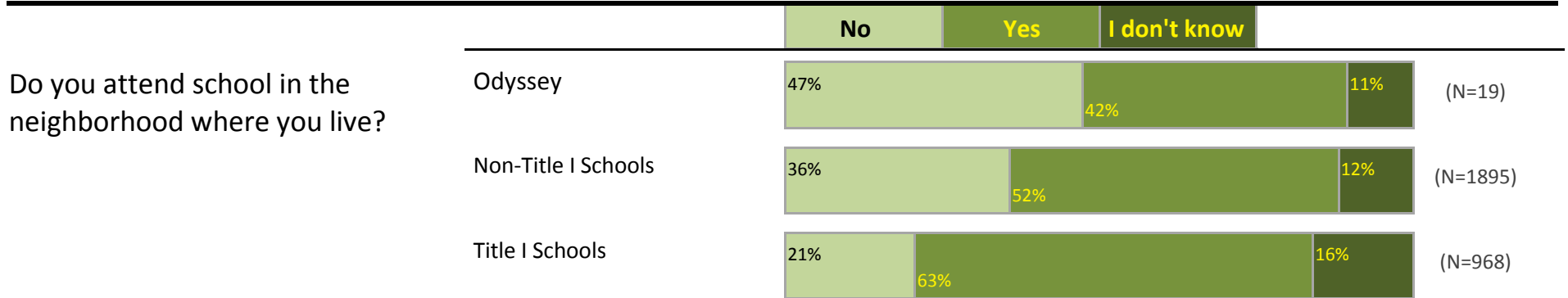
= **Odyssey**



Portland Public Schools Successful Schools Survey

Middle Grades Student Responses 2014-15

= **Odyssey**

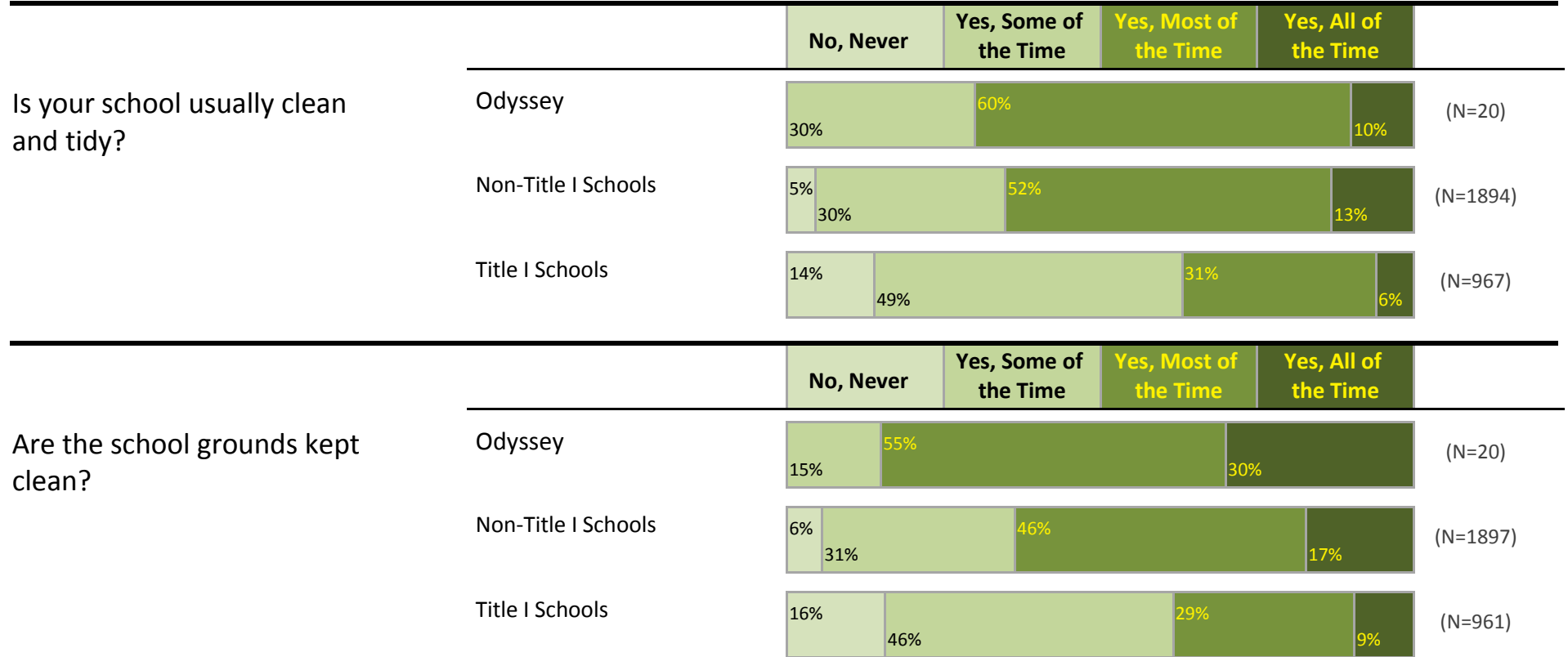


Portland Public Schools Successful Schools Survey

Middle Grades Student Responses 2014-15

=

Odyssey



Portland Public Schools Successful Schools Survey
Middle Grades Student Responses 2014-15

= **Odyssey**

In the past 30 days, did you miss school for any of the following reasons?

Total Students: 21




(Because students could select more than one category, totals will exceed 100%.)

Does not apply, I didn't miss any school.	43%
Illness (feeling physically sick), including problems with breathing or your teeth.	57%
Felt very sad, hopeless, anxious, stressed, or angry.	10%
Didn't get enough sleep.	14%
Didn't feel safe at school.	5%
Had to work.	5%
Had to take care of or help a family member or friend.	10%
Wanted to spend time with friends who don't go to your school.	5%
Wanted to use alcohol or drugs.	5%
Were behind in schoolwork or weren't prepared for a test or class assignment.	5%
Were bored with or uninterested in school.	5%
Were suspended.	5%
Other reason.	14%
Blank	0%

Portland Public Schools Successful Schools Survey

Middle Grades Student Responses 2014-15

= **Odyssey**



Portland Public Schools Successful Schools Survey Middle Grades Student Responses 2014-15

= **Odyssey**

		Strongly Disagree	Disagree	Agree	Strongly Agree	Don't Know or N/A		
I feel like I am part of this school.	Odyssey	60%			25%	15%	(N=20)	
	Non-Title I Schools	17%	10%	51%	16%	6%	(N=1893)	
	Title I Schools	17%	17%	51%	8%	6%	(N=950)	
This school is a supportive and inviting place for students to learn.	Odyssey	65%			5%	30%	(N=20)	
	Non-Title I Schools	18%	11%	51%	16%	4%	(N=1889)	
	Title I Schools	17%	16%	53%	7%	7%	(N=949)	
The teachers at this school treat students fairly.	Odyssey	50%			10%	35%	5%	(N=20)
	Non-Title I Schools	15%	17%	53%	11%	4%	(N=1888)	
	Title I Schools	15%	22%	48%	9%	7%	(N=954)	




Portland Public Schools Successful Schools Survey Middle Grades Student Responses 2014-15

= **Odyssey**

		Strongly Disagree	Disagree	Agree	Strongly Agree	Don't Know or N/A	
I feel safe in my school.	Odyssey	60%			35%	5%	(N=20)
	Non-Title I Schools	18%	7%	54%	19%	3%	(N=1883)
	Title I Schools	15%	16%	54%	7%	7%	(N=947)
		Strongly Disagree	Disagree	Agree	Strongly Agree	Don't Know or N/A	
I try hard to make sure that I am good at my schoolwork.	Odyssey	65%			35%		(N=20)
	Non-Title I Schools	25%	4%	41%	29%	1%	(N=1891)
	Title I Schools	23%	5%	50%	19%	2%	(N=949)
		Strongly Disagree	Disagree	Agree	Strongly Agree	Don't Know or N/A	
I try hard at school because I am interested in my work.	Odyssey	26%	16%	47%	11%		(N=19)
	Non-Title I Schools	16%	19%	45%	15%	3%	(N=1889)
	Title I Schools	16%	20%	47%	12%	5%	(N=953)

Portland Public Schools Successful Schools Survey Middle Grades Student Responses 2014-15




= **Odyssey**



Portland Public Schools Successful Schools Survey

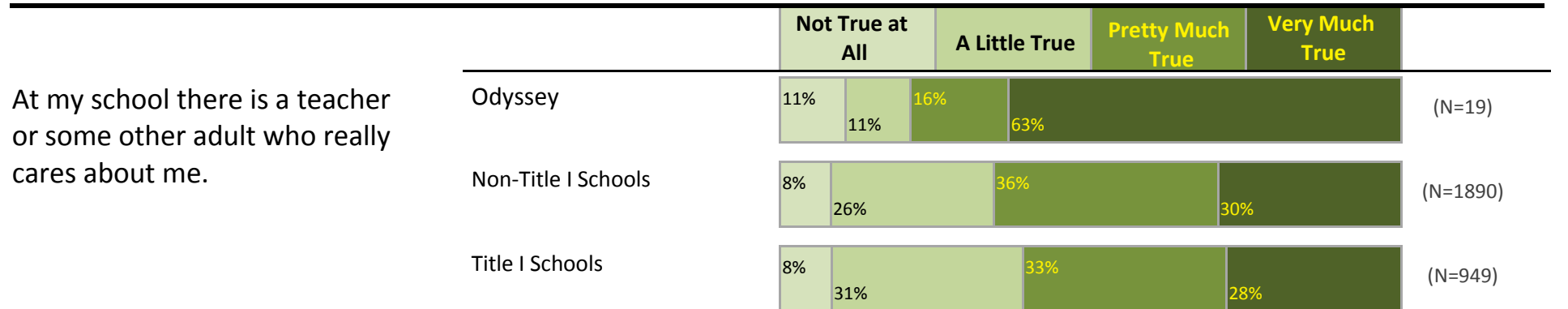


Middle Grades Student Responses 2014-15

= **Odyssey**



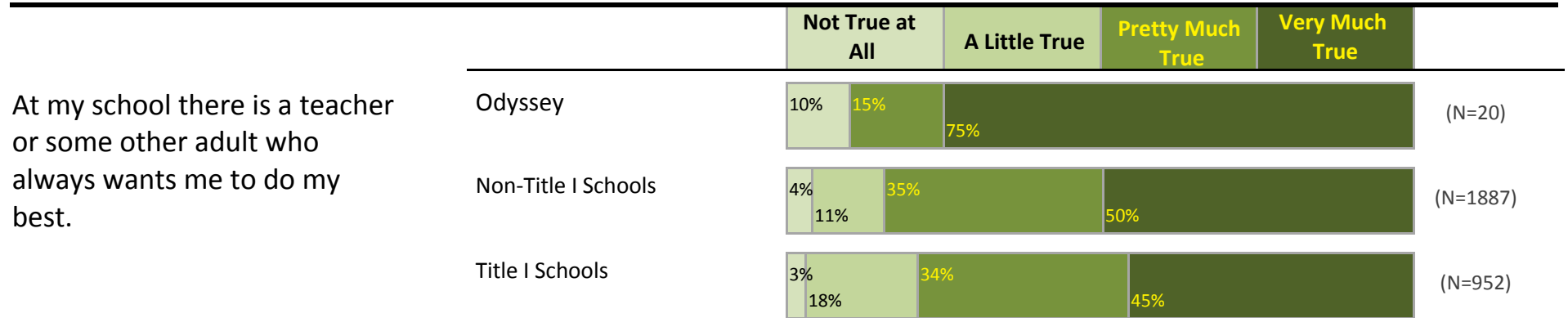
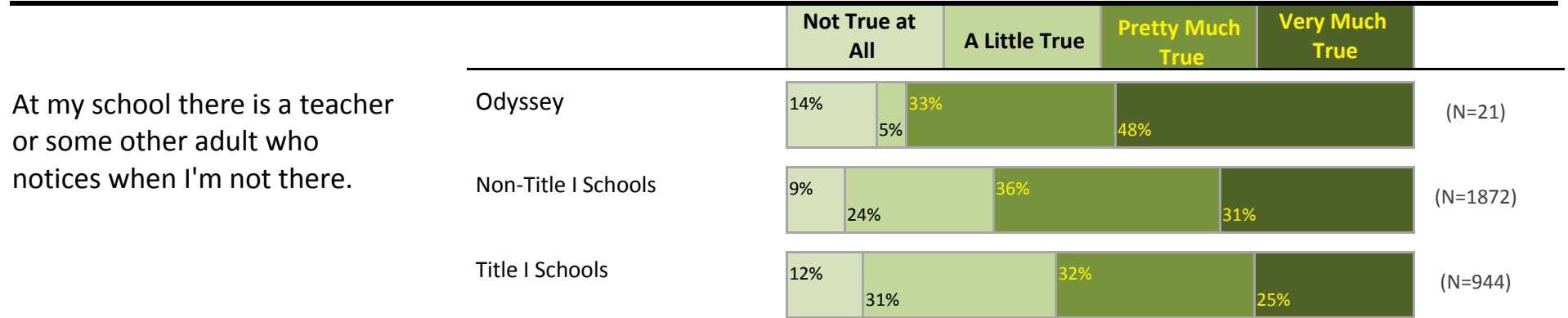
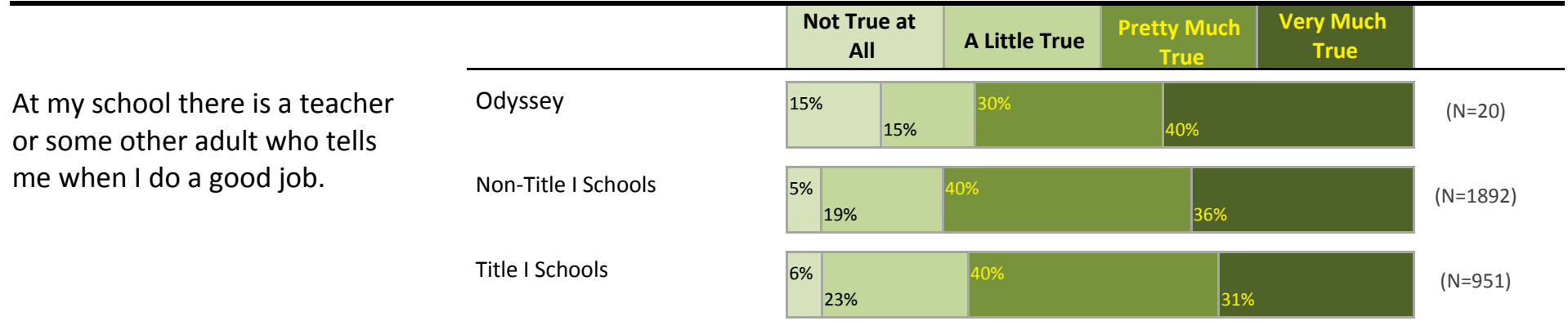
Portland Public Schools Successful Schools Survey Middle Grades Student Responses 2014-15

= **Odyssey**



Portland Public Schools Successful Schools Survey Middle Grades Student Responses 2014-15

= **Odyssey**



Portland Public Schools Successful Schools Survey Middle Grades Student Responses 2014-15

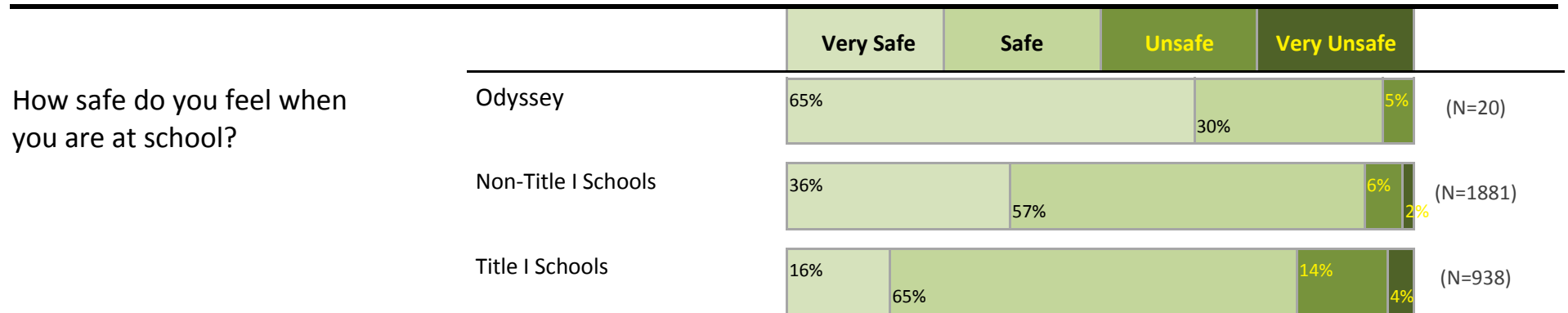


= **Odyssey**

		Not True at All	A Little True	Pretty Much True	Very Much True	
At my school there is a teacher or some other adult who listens to me when I have something to say.	Odyssey	5%	20%	30%	45%	(N=20)
	Non-Title I Schools	7%	21%	38%	34%	(N=1886)
	Title I Schools	9%	28%	32%	31%	(N=954)
		Not True at All	A Little True	Pretty Much True	Very Much True	
At my school there is a teacher or some other adult who believes that I will be a success.	Odyssey	16%	32%	53%		(N=19)
	Non-Title I Schools	7%	16%	33%	45%	(N=1869)
	Title I Schools	6%	18%	30%	46%	(N=948)
		Not True at All	A Little True	Pretty Much True	Very Much True	
At school I do interesting learning activities.	Odyssey	5%	5%	35%	55%	(N=20)
	Non-Title I Schools	10%	32%	38%	21%	(N=1891)
	Title I Schools	12%	43%	30%	16%	(N=953)

Portland Public Schools Successful Schools Survey

Middle Grades Student Responses 2014-15

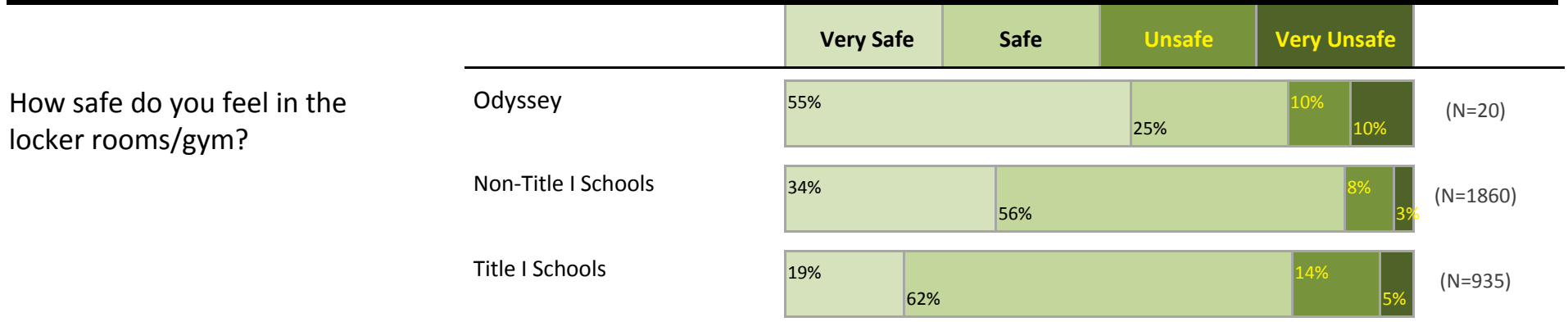
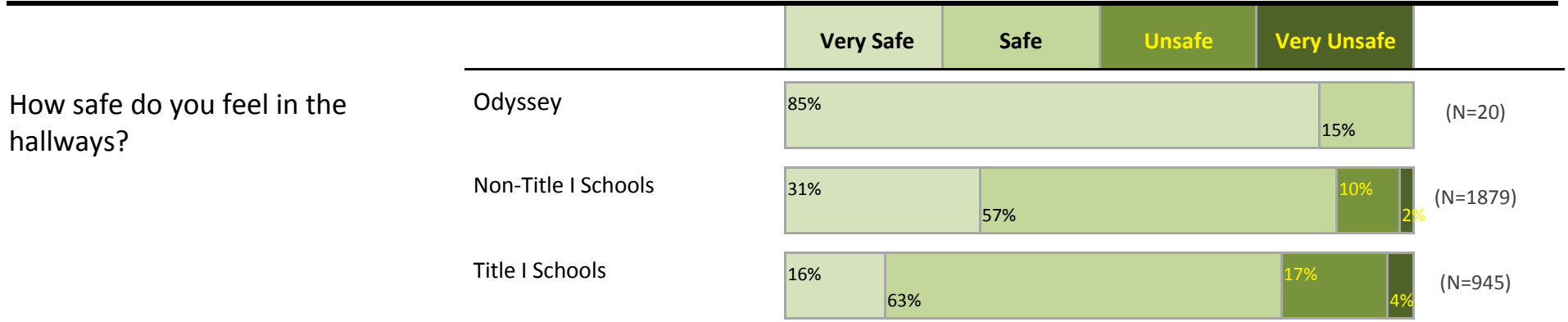
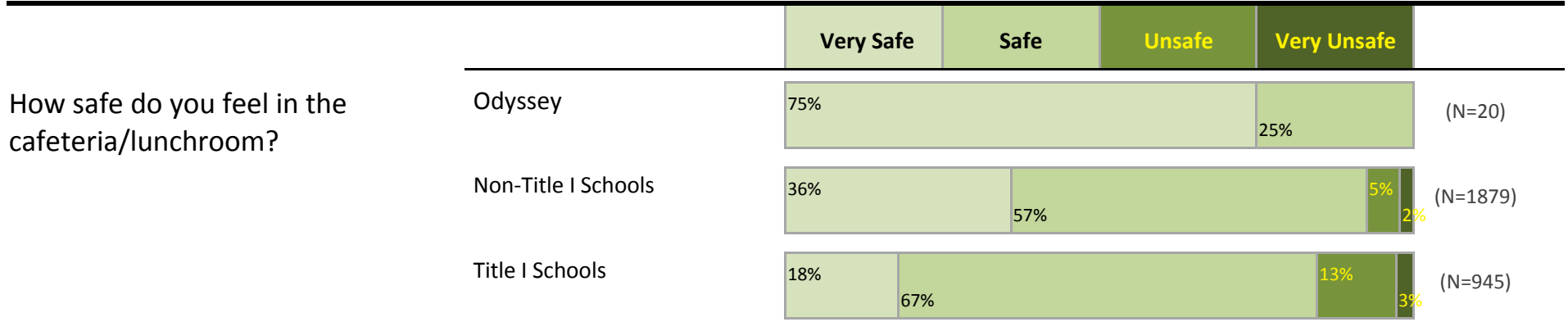
= **Odyssey**



Portland Public Schools Successful Schools Survey

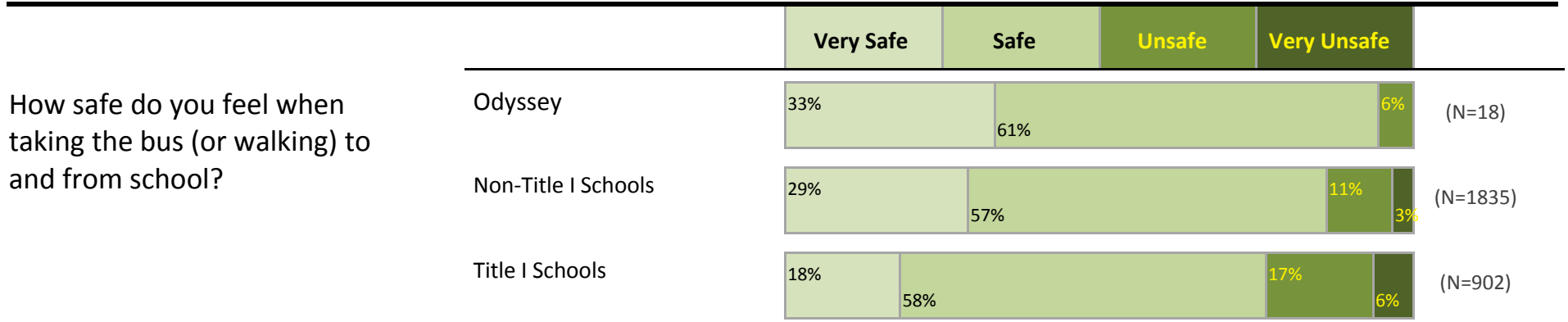
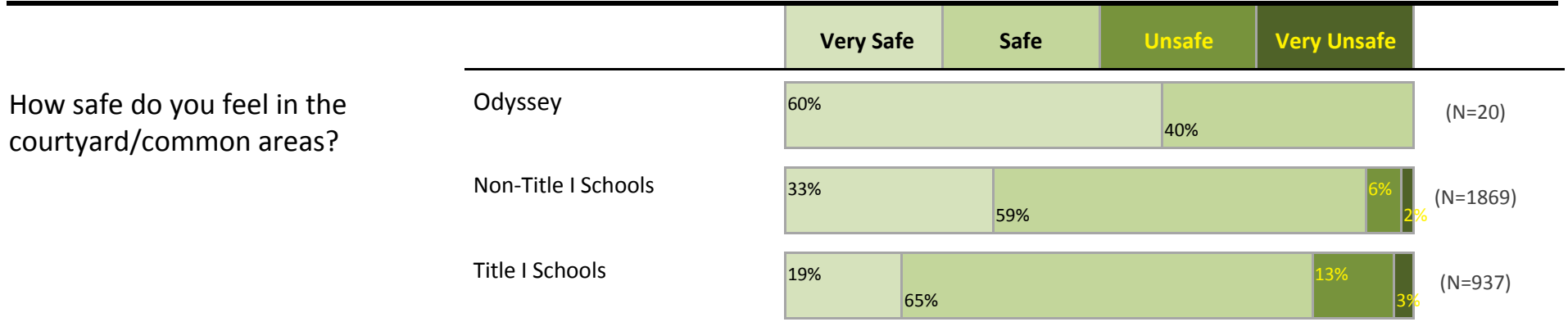

Middle Grades Student Responses 2014-15

= **Odyssey**



Portland Public Schools Successful Schools Survey




Middle Grades Student Responses 2014-15



Portland Public Schools Successful Schools Survey

Middle Grades Student Responses 2014-15




= **Odyssey**



Portland Public Schools Successful Schools Survey

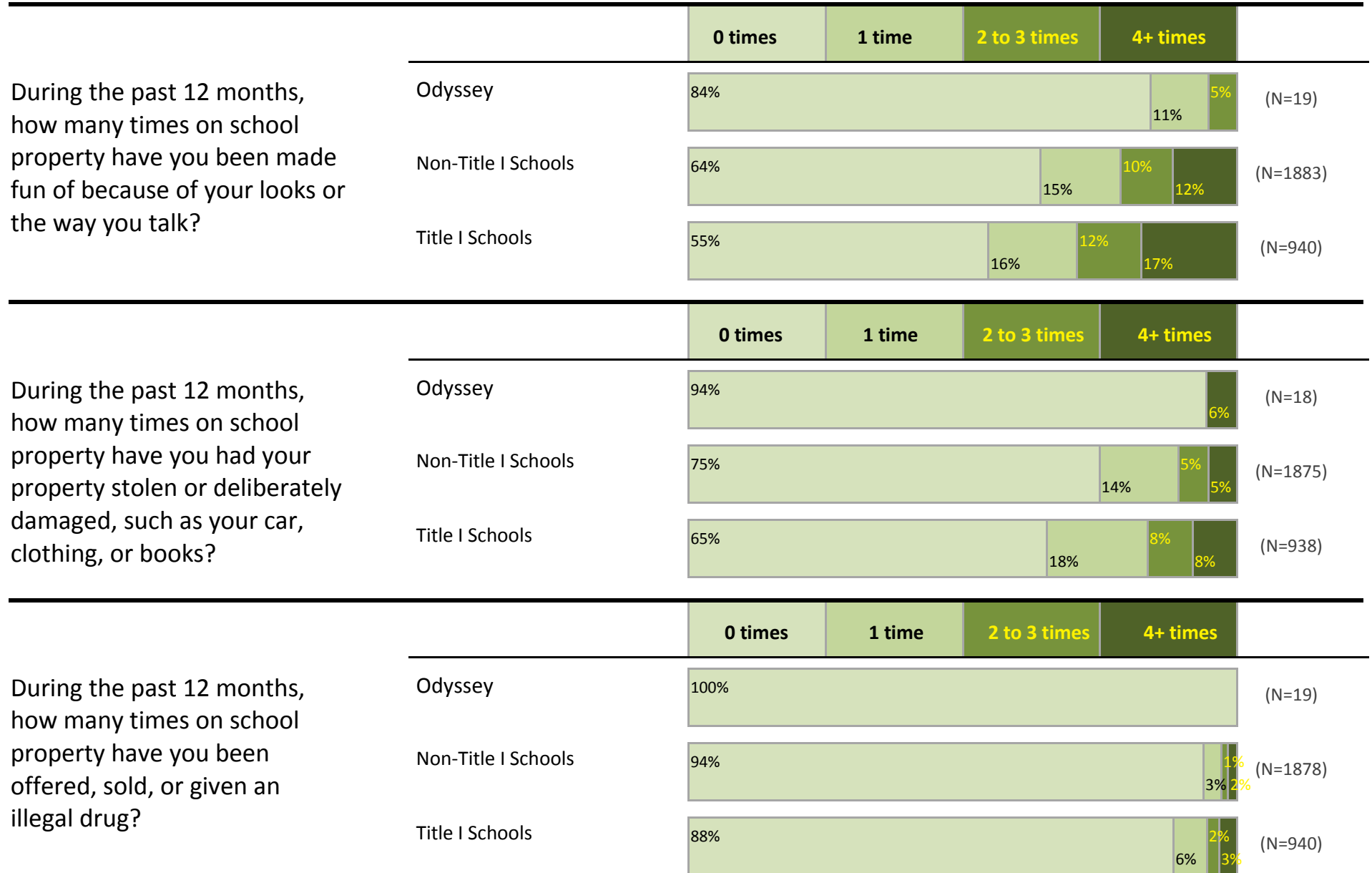
Middle Grades Student Responses 2014-15

= **Odyssey**



Portland Public Schools Successful Schools Survey Middle Grades Student Responses 2014-15

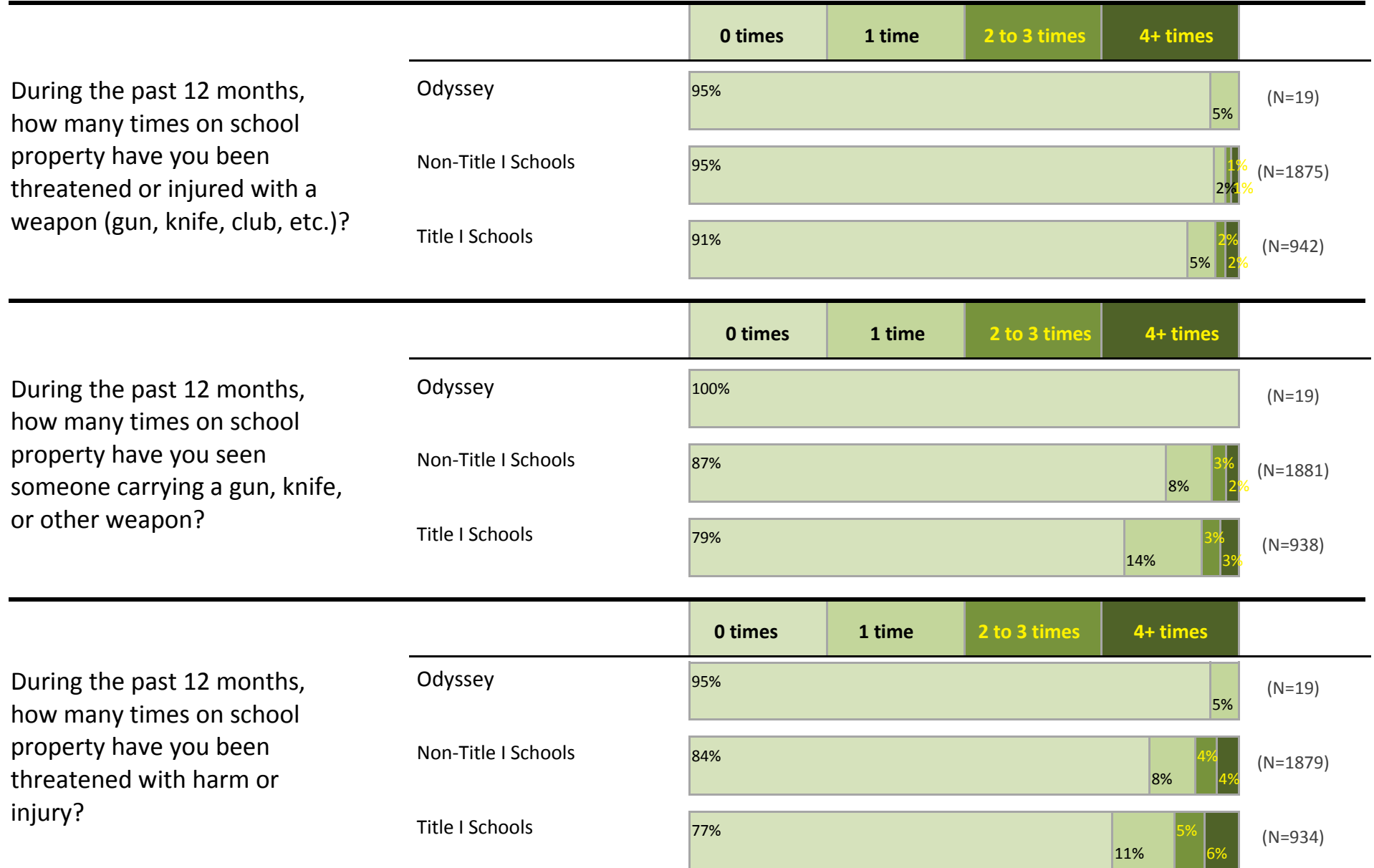
= **Odyssey**



Portland Public Schools Successful Schools Survey

Middle Grades Student Responses 2014-15




= **Odyssey**



Portland Public Schools Successful Schools Survey

Middle Grades Student Responses 2014-15




= **Odyssey**



Portland Public Schools Successful Schools Survey

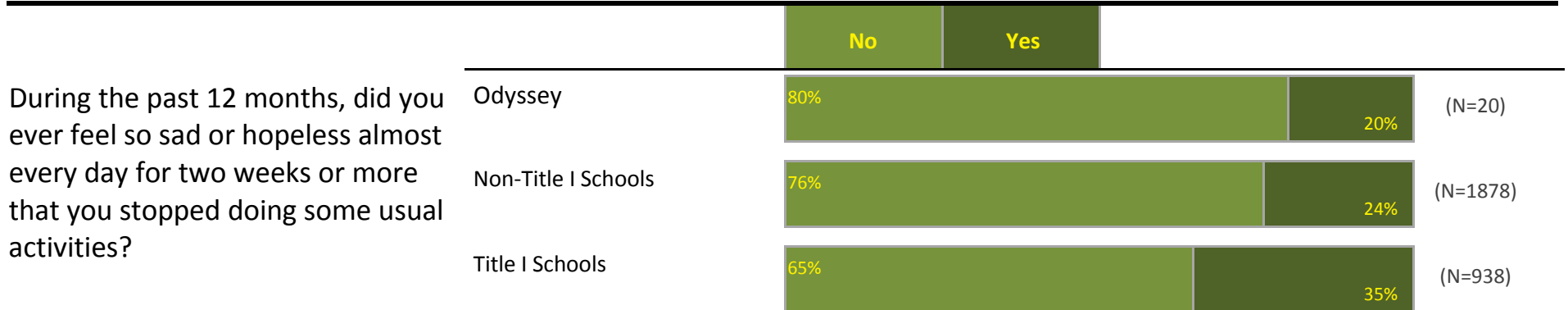


Middle Grades Student Responses 2014-15

= **Odyssey**




Portland Public Schools Successful Schools Survey Middle Grades Student Responses 2014-15

= **Odyssey**



Portland Public Schools Successful Schools Survey



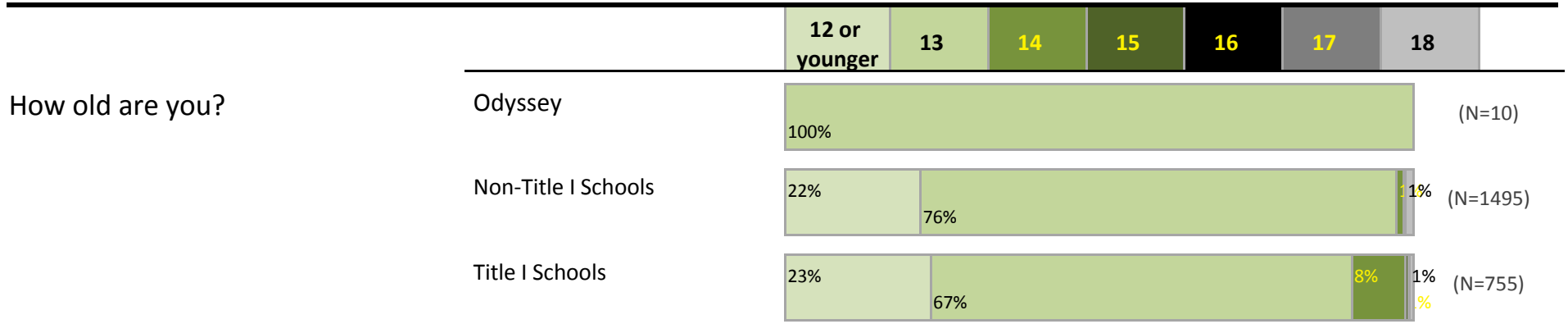
Middle Grades Student Responses 2014-15



Portland Public Schools Successful Schools Survey

Middle Grades Student Responses 2014-15

Hayhurst/Odyssey



Portland Public Schools Successful Schools Survey

Middle Grades Student Responses 2014-15

Hayhurst/Odyssey

Which of the following best describes you?

Total Students: 21

(Because students could select more than one category, totals will exceed 100%.)

Heterosexual (straight)	57%
Gay or Lesbian	5%
Bisexual	10%
Transgender	10%
Queer	10%
Not sure or Questioning	14%
Decline to respond	14%
Other	0%
Blank	19%

Are you in an optional program?

Access at Rose City Park	0
Chinese Immersion	0
Experiential Learning Environment	0
Japanese Immersion	0
Russian Immersion	0
Spanish Immersion	0
Special Focus - Arts	0
Special Focus - CTE	0
Special Focus - History	18
Special Focus - Science	1
Special Focus - Dual Credit	0
Special Focus - Environmental Studies	0
Vietnamese Immersion	0
Winterhaven Special Focus - Math and Science	0
Other	1

Portland Public Schools Successful Schools Survey

Middle Grades Student Responses 2014-15

Hayhurst/Odyssey

What races/ethnicities do you consider yourself?

Total Students: 21

(Because students could select more than one category, totals will exceed 100%.)

African American	5%	American Indian/Alaska Native (continued)	
African	5%	Cow Creek Band of Umpqua Tribe of Indians	5%
Burundian	5%	Klamath Tribes	5%
Eritrean	5%	Other American Indian Tribe/Nation	5%
Ethiopian	5%	Native/Indigenous to Canada	5%
Somali	5%	Asian	10%
Other African	5%	Asian Indian	10%
Other Black		Burmese	5%
Caribbean Islands	5%	Cambodian	5%
Other Black	5%	Chinese	5%
American Indian/Alaska Native	5%	Filipino	5%
Alaska Native	5%	Hmong	5%
Burns Paiute Tribe	5%	Japanese	5%
Confederated Tribes of the Coos, Lower Umpqua		Karen	5%
& Siuslaw Indians	5%	Korean	5%
Confederated Tribes of the Grand Ronde		Laotian	5%
Community of Oregon	5%	Mien	5%
Confederated Tribes of Siletz Indians	5%	Nepali	5%
Confederated Tribes of the Umatilla Indian		Thai	10%
Reservation Indians	5%	Tibetan	5%
Confederated Tribes of Warm Springs	5%	Vietnamese	5%
Coquille Indian Tribe	5%	Other Asian	5%

Portland Public Schools Successful Schools Survey

Middle Grades Student Responses 2014-15

Hayhurst/Odyssey

What races/ethnicities do you consider yourself?

Total Students: 21

(Because students could select more than one category, totals will exceed 100%.)

Hispanic/Latino	5%
Caribbean Islands	5%
Central American Countries	5%
Indigenous Mexican, Central American or South American	5%
Mexican	5%
South American Countries	5%
Other Hispanic/Latino	5%
Middle Eastern/North African	5%
Pacific Islander	5%
Chuukese	5%
Guamanian or Chamorro	5%
Micronesian	5%
Native Hawaiian	5%
Samoan	5%
Tongan	5%
Other Pacific Islander	5%
White	67%
Romanian	5%
Russian	10%
Ukrainian	10%
European Countries	43%
Other White	24%
Blank	14%