
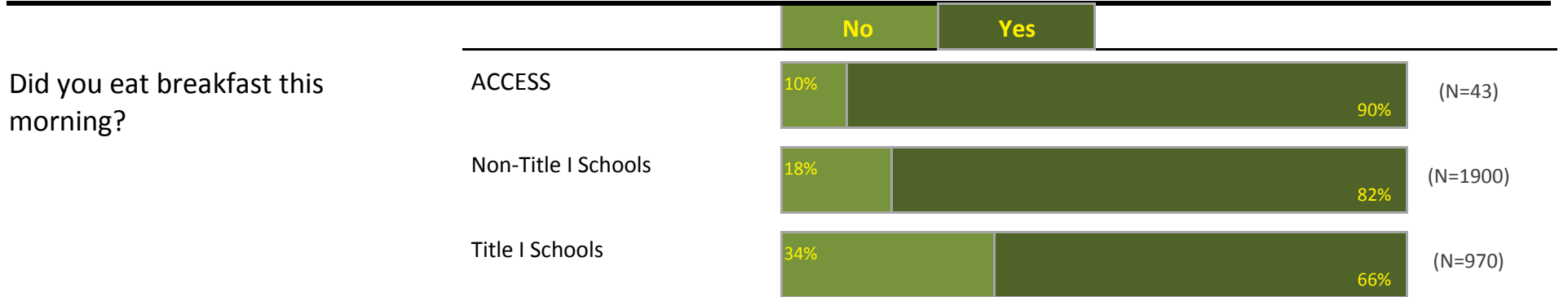
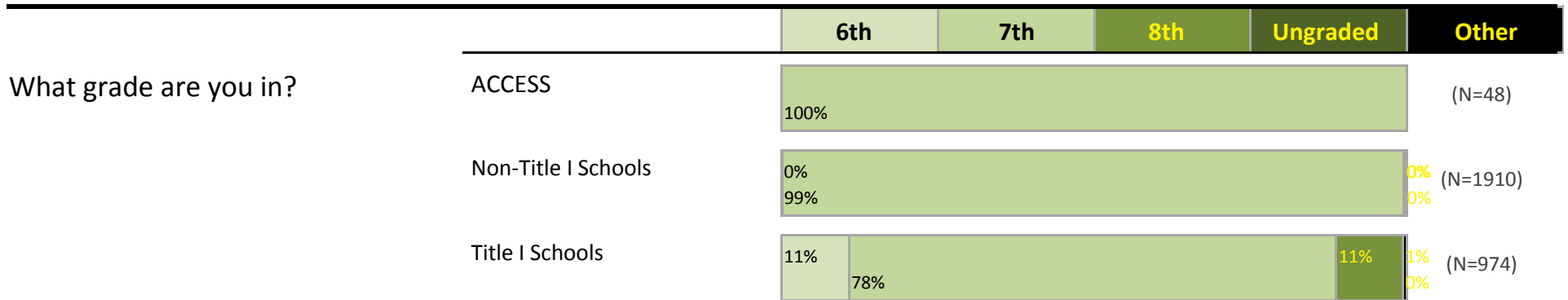


# Portland Public Schools Successful Schools Survey

## Middle Grades Student Responses 2014-15

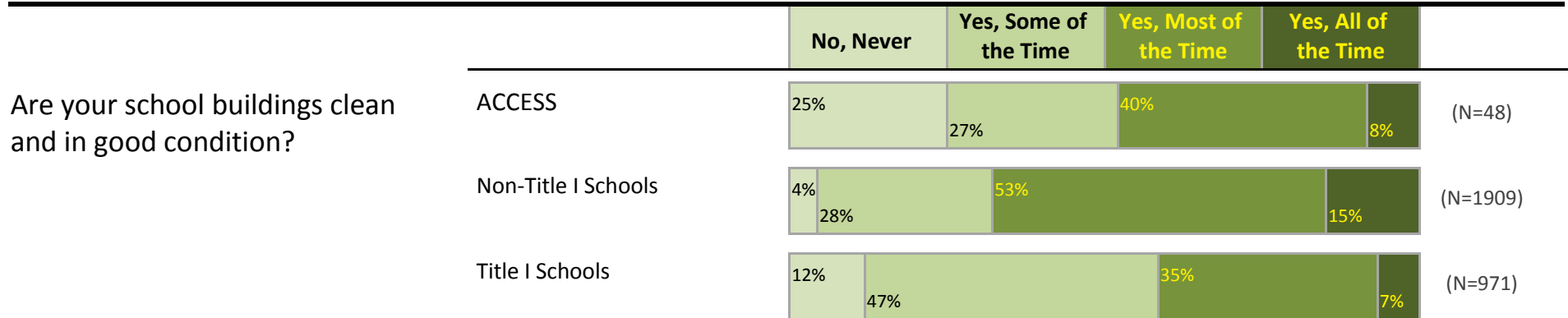
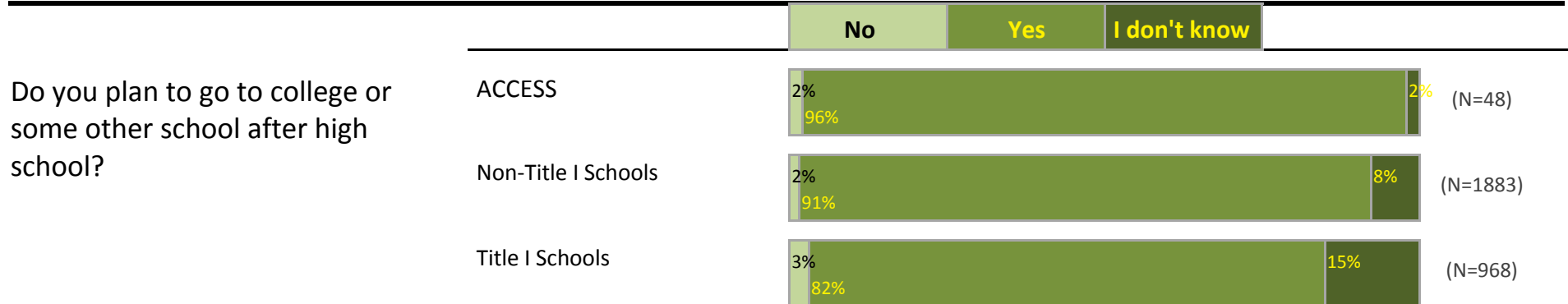

### ACCESS



# Portland Public Schools Successful Schools Survey

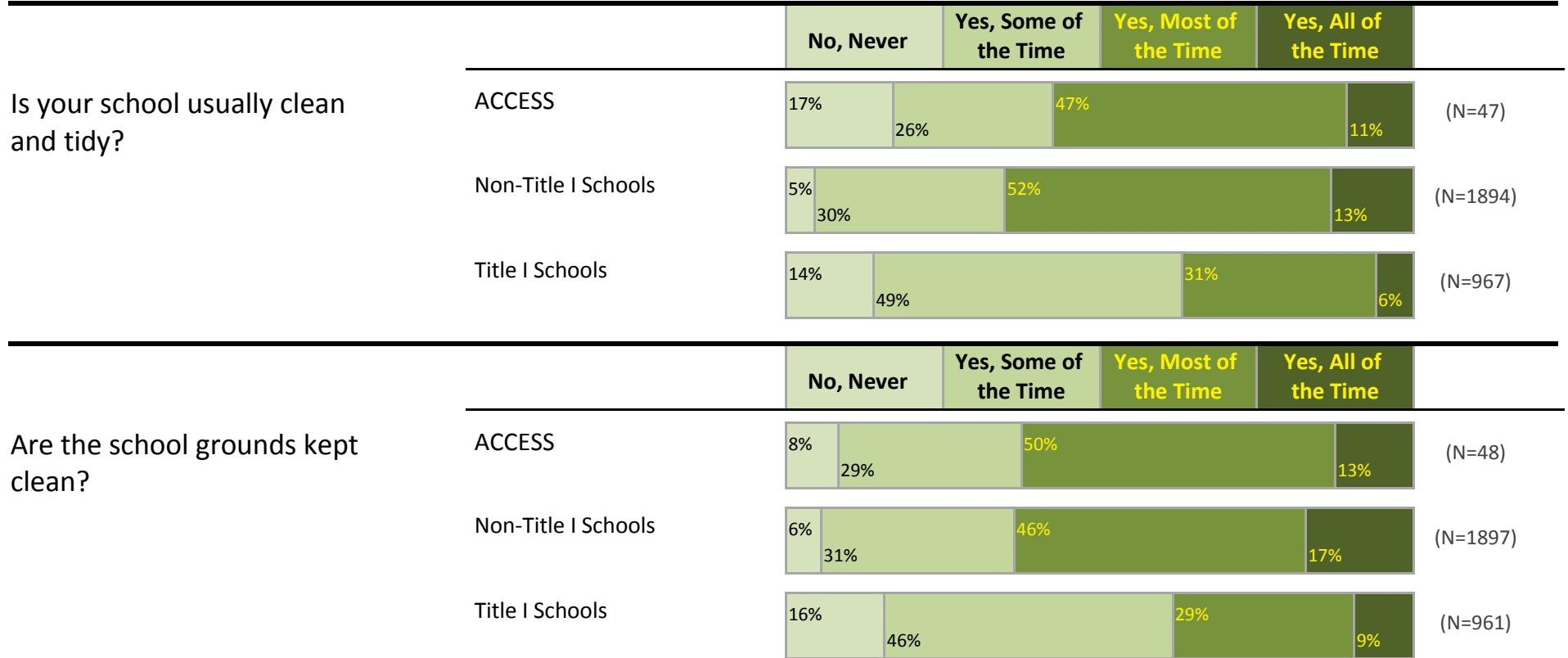
## Middle Grades Student Responses 2014-15

### ACCESS



## Portland Public Schools Successful Schools Survey Middle Grades Student Responses 2014-15

### ACCESS



# Portland Public Schools Successful Schools Survey

## Middle Grades Student Responses 2014-15

### ACCESS

In the past 30 days, did you miss school for any of the following reasons?




Total Students: 50

(Because students could select more than one category, totals will exceed 100%.)

Does not apply, I didn't miss any school. ....	46%
Illness (feeling physically sick), including problems with breathing or your teeth. ....	38%
Felt very sad, hopeless, anxious, stressed, or angry. ....	8%
Didn't get enough sleep. ....	14%
Didn't feel safe at school. ....	8%
Had to work. ....	6%
Had to take care of or help a family member or friend. ....	10%
Wanted to spend time with friends who don't go to your school. ....	6%
Wanted to use alcohol or drugs. ....	6%
Were behind in schoolwork or weren't prepared for a test or class assignment. ....	10%
Were bored with or uninterested in school. ....	6%
Were suspended. ....	2%
Other reason. ....	24%
Blank ....	0%




## Portland Public Schools Successful Schools Survey Middle Grades Student Responses 2014-15

### ACCESS






## Portland Public Schools Successful Schools Survey Middle Grades Student Responses 2014-15

### ACCESS






## Portland Public Schools Successful Schools Survey Middle Grades Student Responses 2014-15

### ACCESS



## Portland Public Schools Successful Schools Survey Middle Grades Student Responses 2014-15




### ACCESS








## Portland Public Schools Successful Schools Survey Middle Grades Student Responses 2014-15

### ACCESS



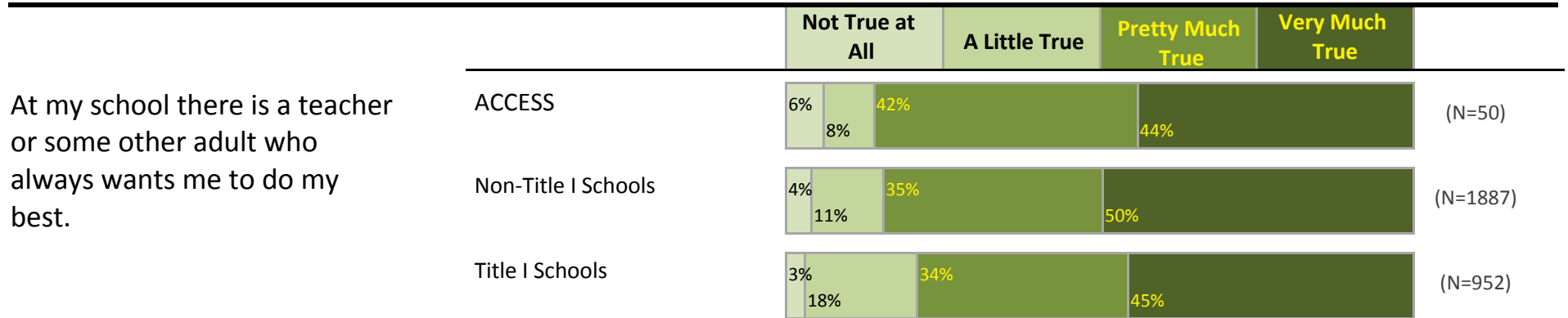

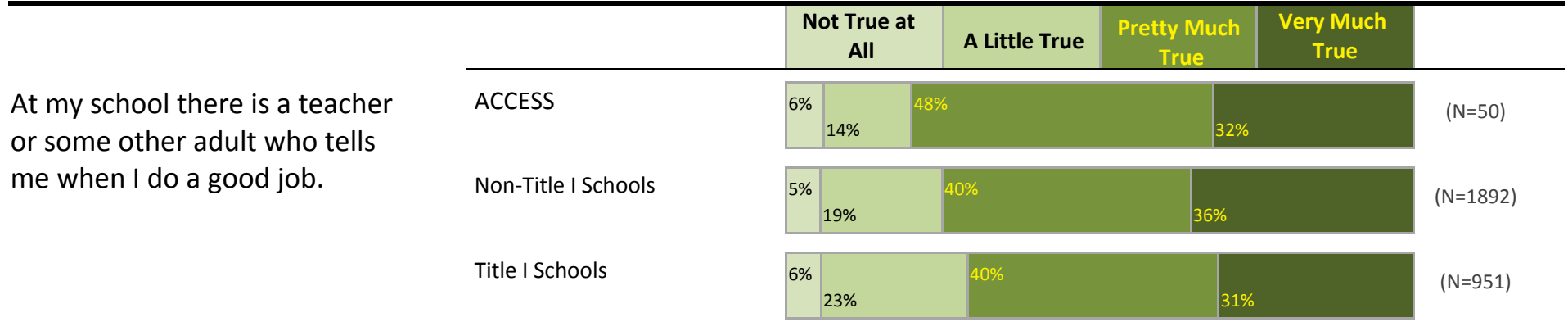
## Portland Public Schools Successful Schools Survey Middle Grades Student Responses 2014-15

### ACCESS




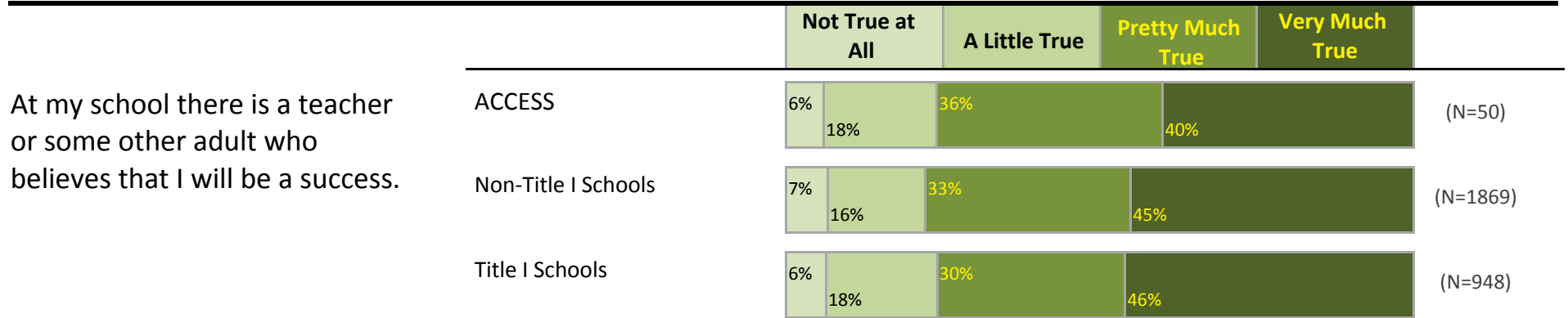
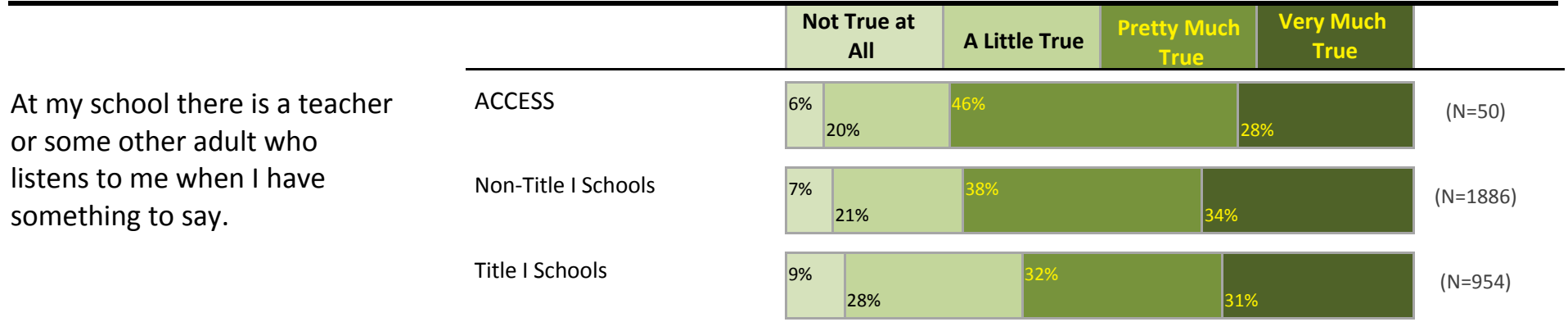
## Portland Public Schools Successful Schools Survey Middle Grades Student Responses 2014-15

### ACCESS



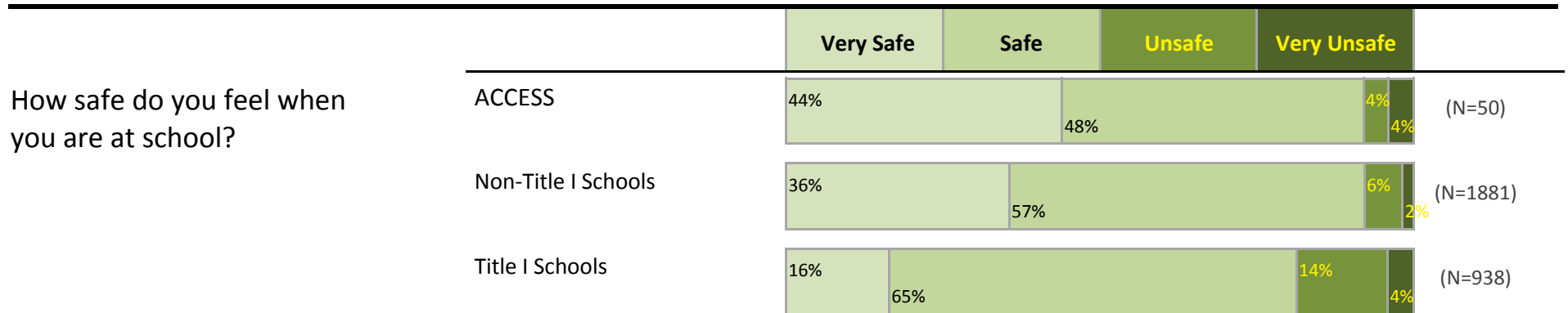


## Portland Public Schools Successful Schools Survey Middle Grades Student Responses 2014-15

### ACCESS



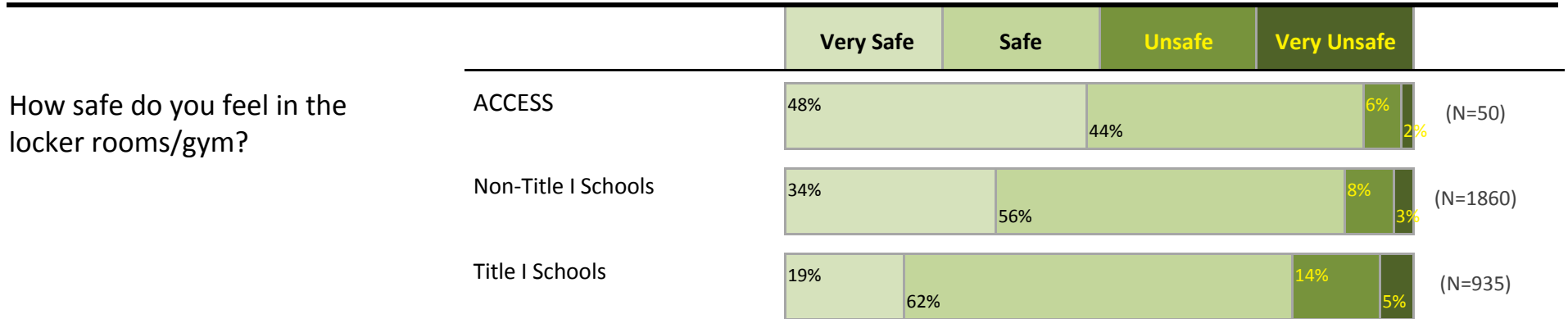
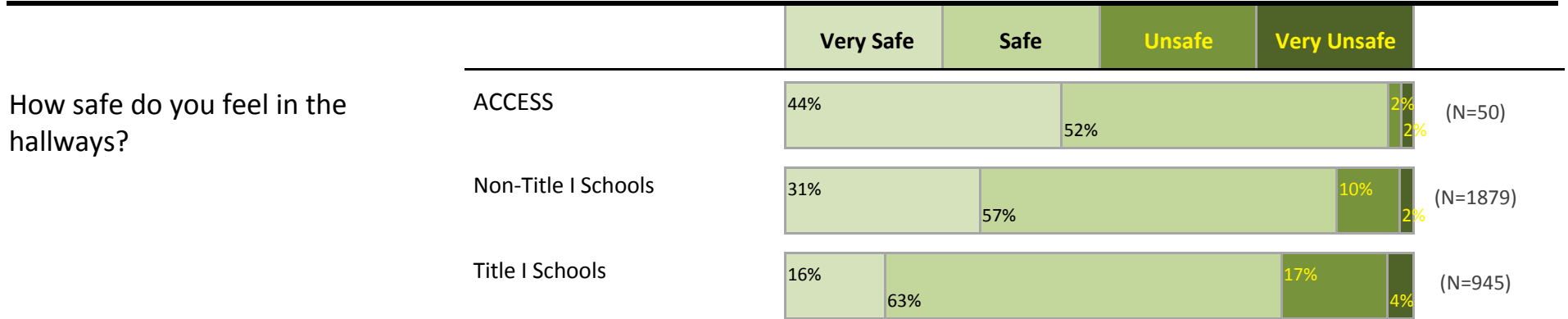
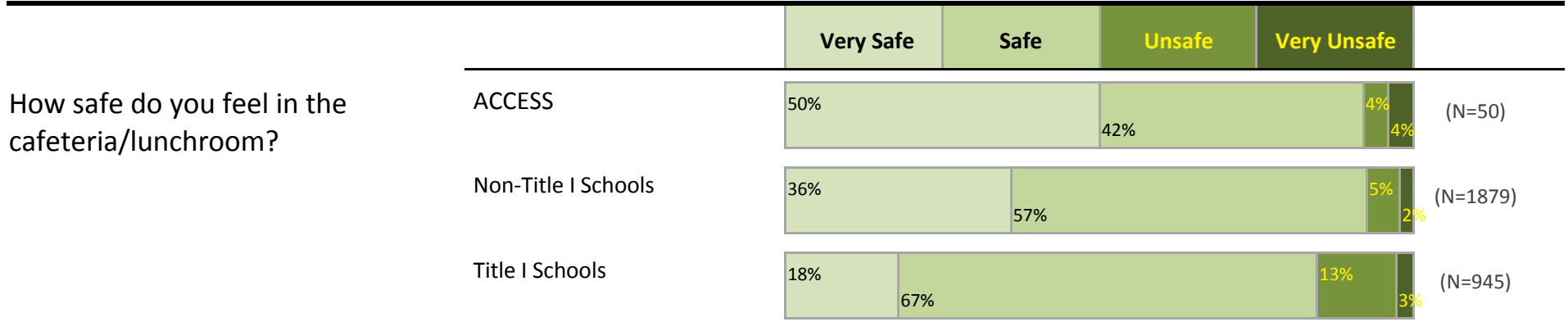
## Portland Public Schools Successful Schools Survey Middle Grades Student Responses 2014-15

### ACCESS



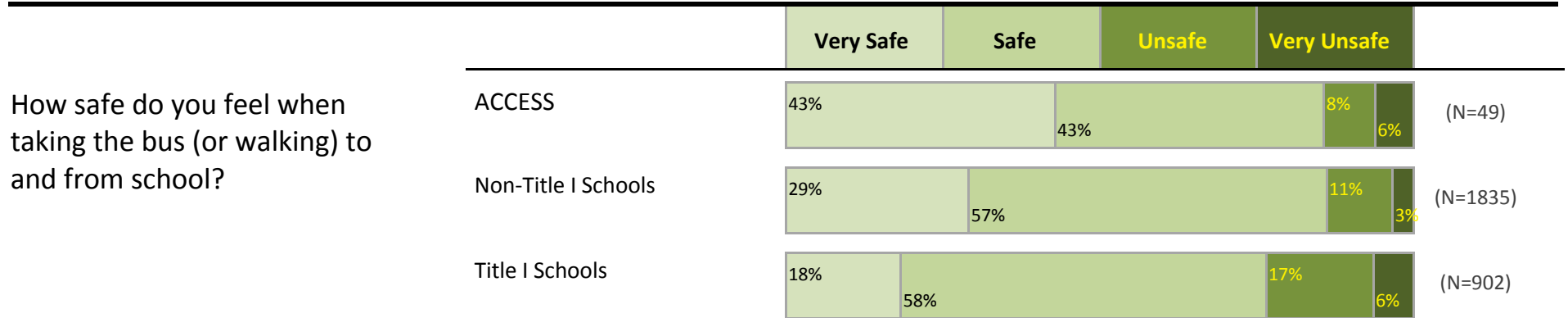
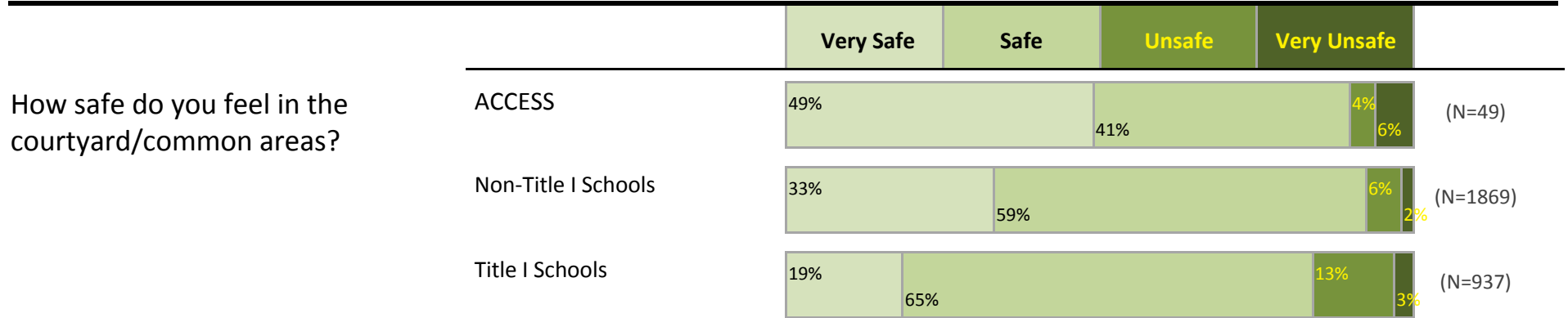

## Portland Public Schools Successful Schools Survey Middle Grades Student Responses 2014-15

### ACCESS



## Portland Public Schools Successful Schools Survey Middle Grades Student Responses 2014-15




### ACCESS



# Portland Public Schools Successful Schools Survey

## Middle Grades Student Responses 2014-15




### ACCESS








## Portland Public Schools Successful Schools Survey Middle Grades Student Responses 2014-15

### ACCESS






## Portland Public Schools Successful Schools Survey Middle Grades Student Responses 2014-15

### ACCESS






## Portland Public Schools Successful Schools Survey Middle Grades Student Responses 2014-15

### ACCESS



## Portland Public Schools Successful Schools Survey Middle Grades Student Responses 2014-15




### ACCESS



# Portland Public Schools Successful Schools Survey

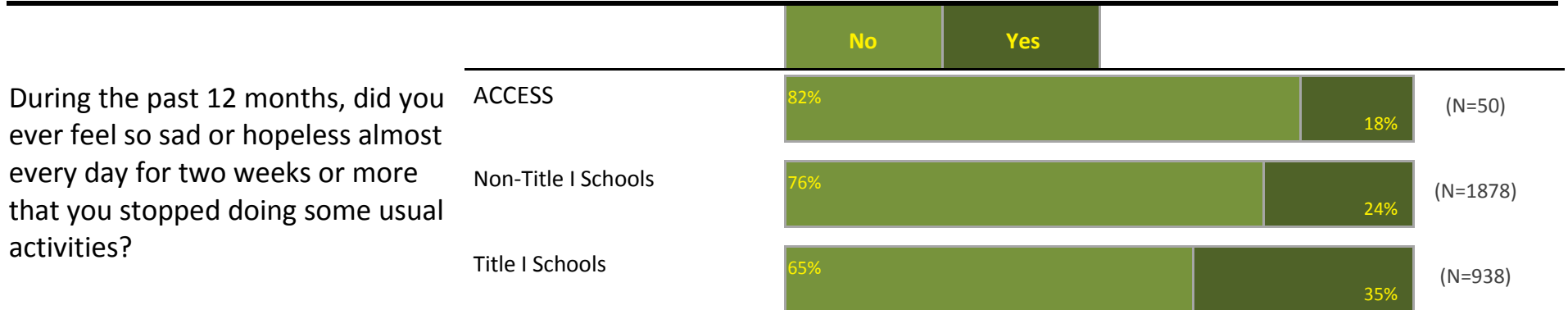


## Middle Grades Student Responses 2014-15

### ACCESS



## Portland Public Schools Successful Schools Survey Middle Grades Student Responses 2014-15

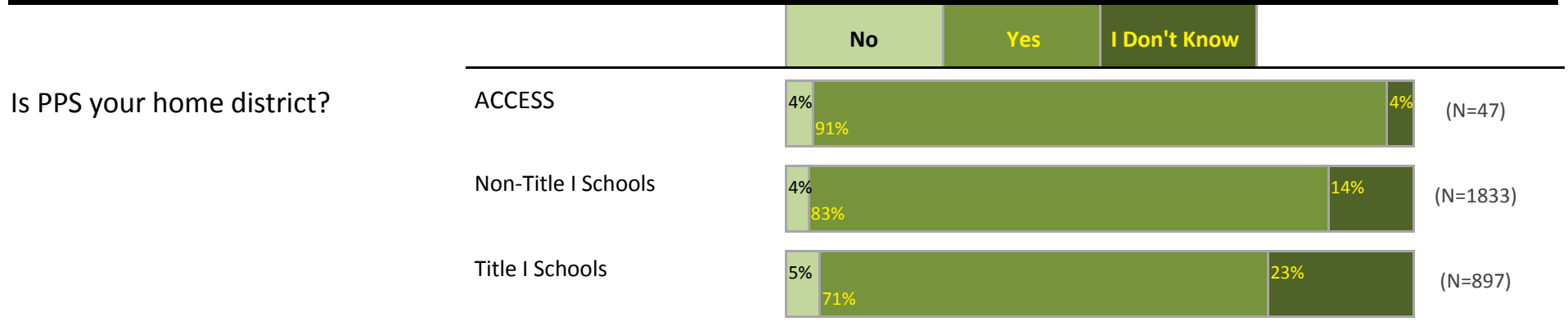


### ACCESS



# Portland Public Schools Successful Schools Survey

## Middle Grades Student Responses 2014-15




### ACCESS



# Portland Public Schools Successful Schools Survey

## Middle Grades Student Responses 2014-15

ACCESS





# Portland Public Schools Successful Schools Survey

## Middle Grades Student Responses 2014-15

### ACCESS

Which of the following best describes you?

Total Students: 50

(Because students could select more than one category, totals will exceed 100%.)

Heterosexual (straight)	74%
Gay or Lesbian	0%
Bisexual	2%
Transgender	0%
Queer	0%
Not sure or Questioning	16%
Decline to respond	6%
Other	0%
Blank	10%

Are you in an optional program?

Access at Rose City Park	46
Chinese Immersion	0
Experiential Learning Environment	0
Japanese Immersion	0
Russian Immersion	0
Spanish Immersion	0
Special Focus - Arts	0
Special Focus - CTE	0
Special Focus - History	0
Special Focus - Science	0
Special Focus - Dual Credit	0
Special Focus - Environmental Studies	0
Vietnamese Immersion	0
Winterhaven Special Focus - Math and Science	0
Other	0

# Portland Public Schools Successful Schools Survey

## Middle Grades Student Responses 2014-15

### ACCESS

What races/ethnicities do you consider yourself?

Total Students: 50

*(Because students could select more than one category, totals will exceed 100%.)*

African American .....	6%
African .....	4%
Burundian .....	2%
Eritrean .....	2%
Ethiopian .....	2%
Somali .....	2%
Other African .....	2%
Other Black	
Caribbean Islands .....	4%
Other Black .....	2%
American Indian/Alaska Native .....	2%
Alaska Native .....	2%
Burns Paiute Tribe .....	2%
Confederated Tribes of the Coos, Lower Umpqua & Siuslaw Indians .....	0%
Confederated Tribes of the Grand Ronde Community of Oregon .....	2%
Confederated Tribes of Siletz Indians .....	2%
Confederated Tribes of the Umatilla Indian Reservation Indians .....	0%
Confederated Tribes of Warm Springs .....	0%
Coquille Indian Tribe .....	0%

American Indian/Alaska Native (continued)	
Cow Creek Band of Umpqua Tribe of Indians .....	0%
Klamath Tribes .....	2%
Other American Indian Tribe/Nation .....	2%
Native/Indigenous to Canada .....	2%
Asian .....	66%
Asian Indian .....	6%
Burmese .....	2%
Cambodian .....	2%
Chinese .....	14%
Filipino .....	2%
Hmong .....	2%
Japanese .....	2%
Karen .....	2%
Korean .....	4%
Laotian .....	2%
Mien .....	2%
Nepali .....	2%
Thai .....	2%
Tibetan .....	2%
Vietnamese .....	4%
Other Asian .....	4%

# Portland Public Schools Successful Schools Survey

## Middle Grades Student Responses 2014-15

### ACCESS

What races/ethnicities do you consider yourself?

Total Students: 50

(Because students could select more than one category, totals will exceed 100%.)

Hispanic/Latino .....	8%
Caribbean Islands .....	2%
Central American Countries .....	2%
Indigenous Mexican, Central American or South American .....	2%
Mexican .....	6%
South American Countries .....	2%
Other Hispanic/Latino .....	2%
Middle Eastern/North African .....	2%
Pacific Islander .....	4%
Chuukese .....	2%
Guamanian or Chamorro .....	2%
Micronesian .....	2%
Native Hawaiian .....	2%
Samoan .....	2%
Tongan .....	2%
Other Pacific Islander .....	2%
White .....	54%
Romanian .....	4%
Russian .....	4%
Ukrainian .....	2%
European Countries .....	38%
Other White .....	22%
Blank .....	2%