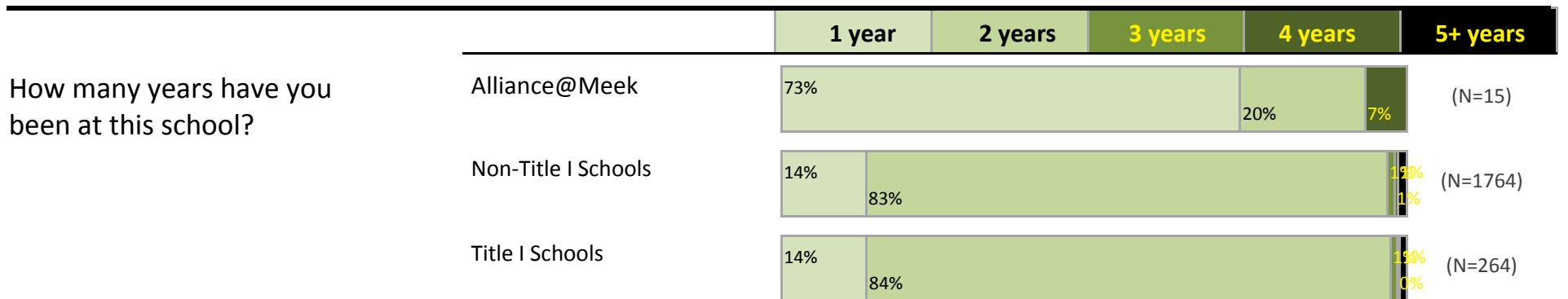
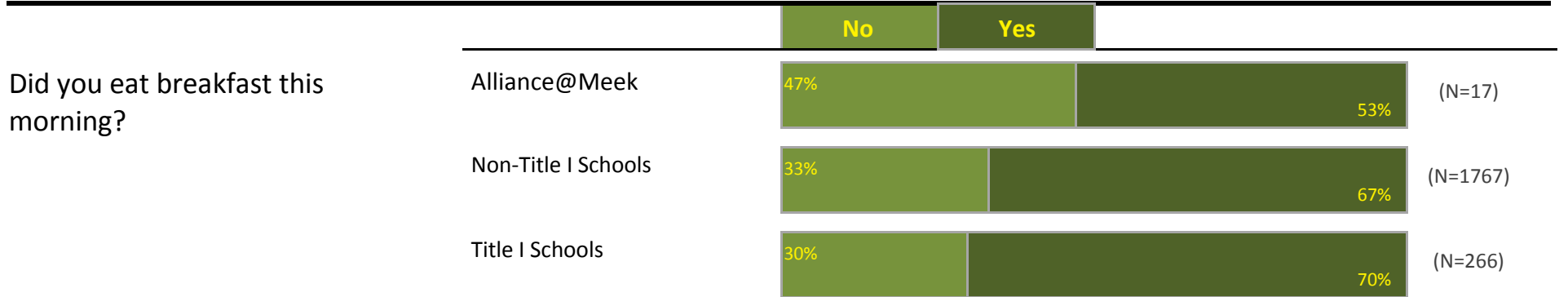
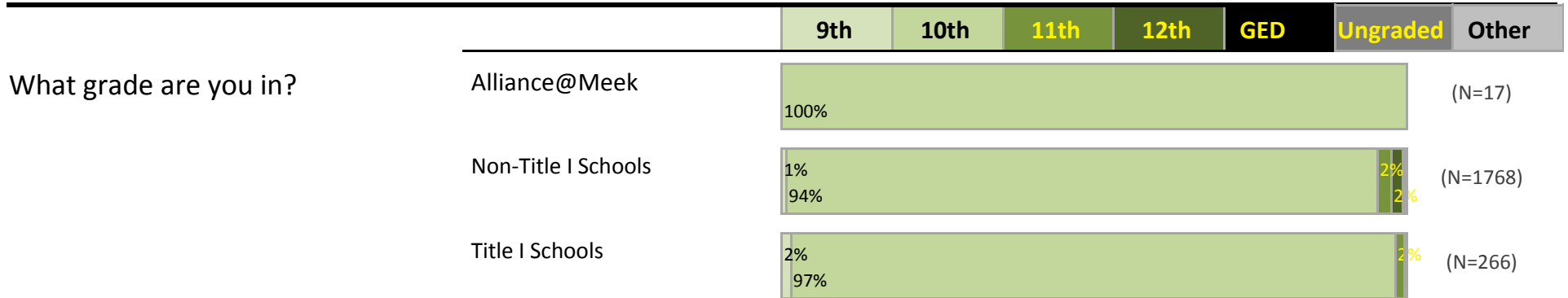


# Portland Public Schools Successful Schools Survey

## High School Student Responses 2014-15

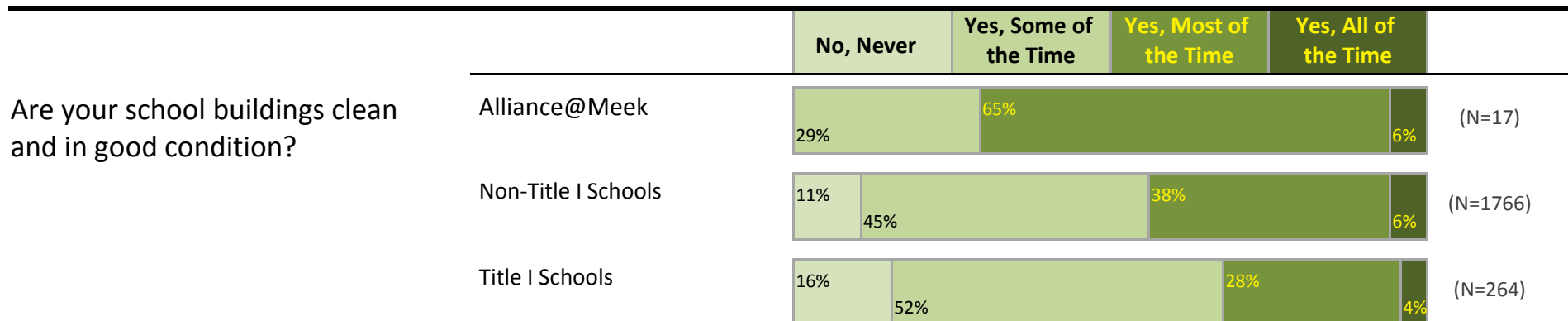
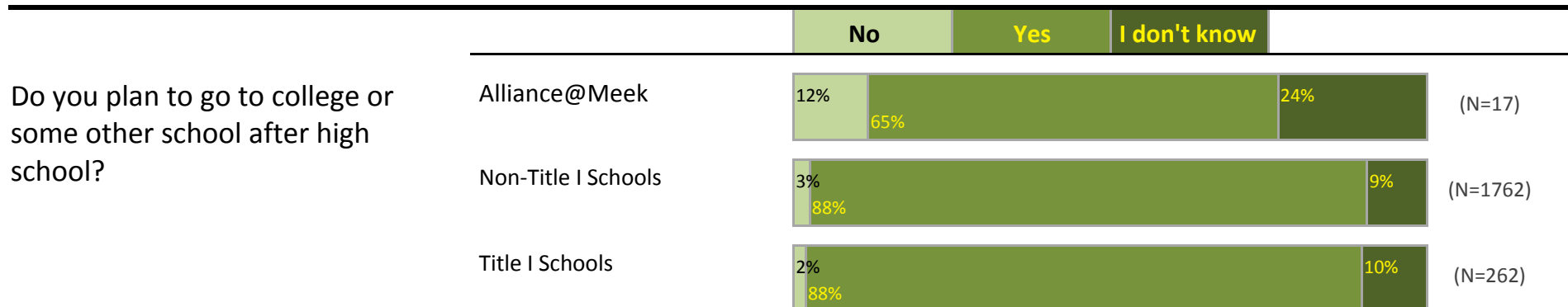
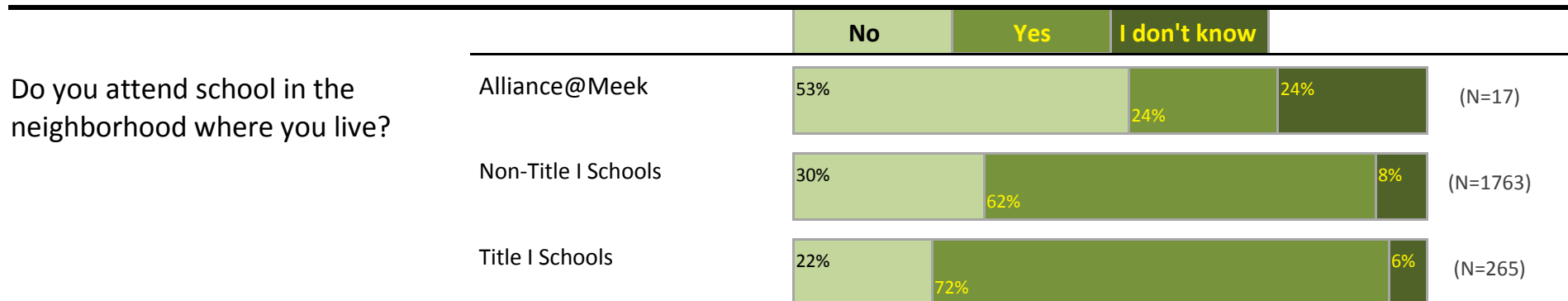
Alliance@Meek



## Portland Public Schools Successful Schools Survey High School Student Responses 2014-15

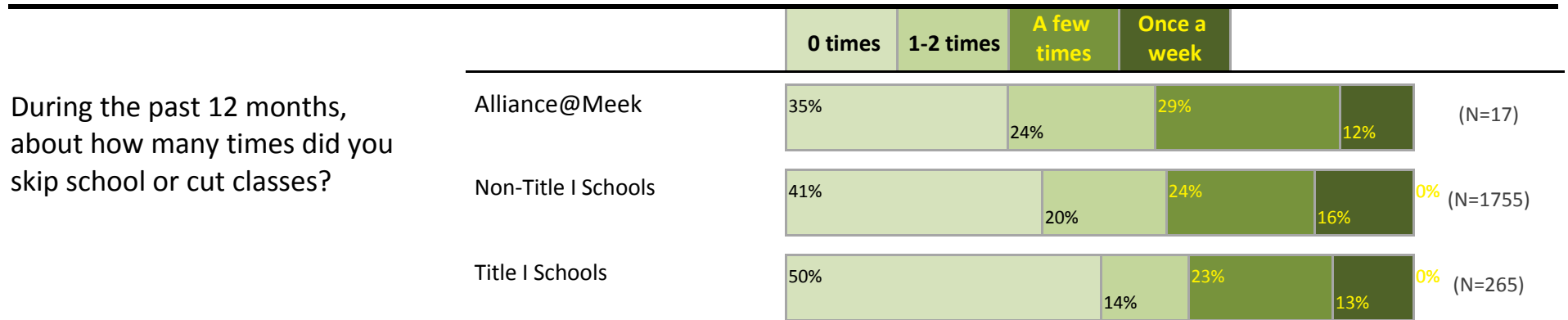
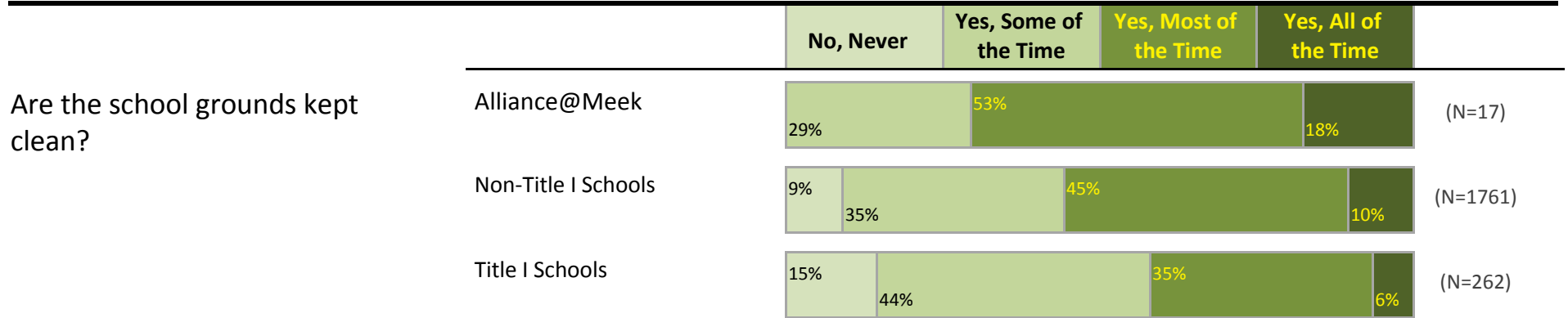
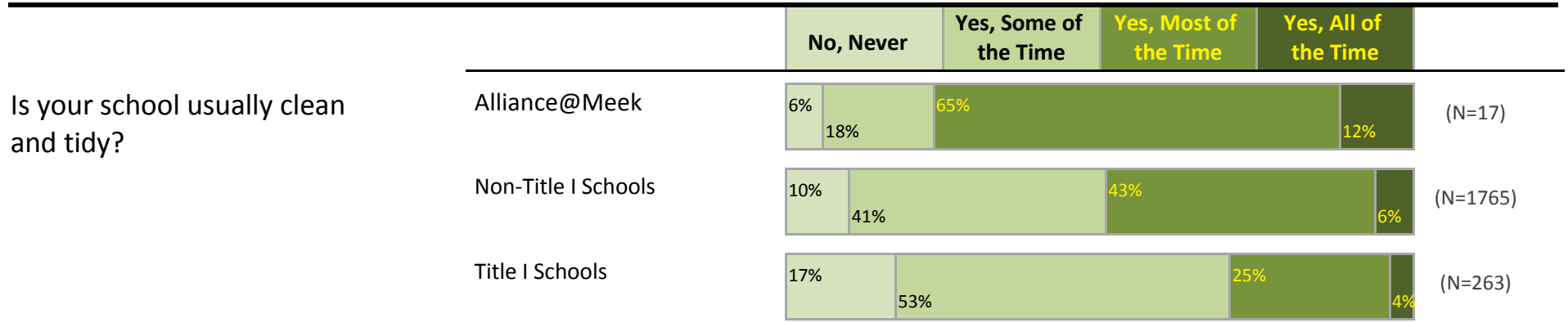
Alliance@Meek

Page 2



## Portland Public Schools Successful Schools Survey High School Student Responses 2014-15

Alliance@Meek



# Portland Public Schools Successful Schools Survey

## High School Student Responses 2014-15

Alliance@Meek

In the past 30 days, did you miss school for any of the following reasons?

Total Students: 17

*(Because students could select more than one category, totals will exceed 100%.)*

Does not apply, I didn't miss any school .....	24%
Illness (feeling physically sick), including problems with breathing or your teeth .....	47%
Felt very sad, hopeless, anxious, stressed, or angry .....	29%
Didn't get enough sleep .....	29%
Didn't feel safe at school .....	0%
Had to work .....	0%
Had to take care of or help a family member or friend .....	18%
Wanted to spend time with friends who don't go to your school .....	6%
Wanted to use alcohol or drugs .....	0%
Were behind in schoolwork or weren't prepared for a test or class assignment .....	0%
Were bored with or uninterested in school .....	12%
Were suspended .....	0%
Other reason .....	12%
Blank .....	12%

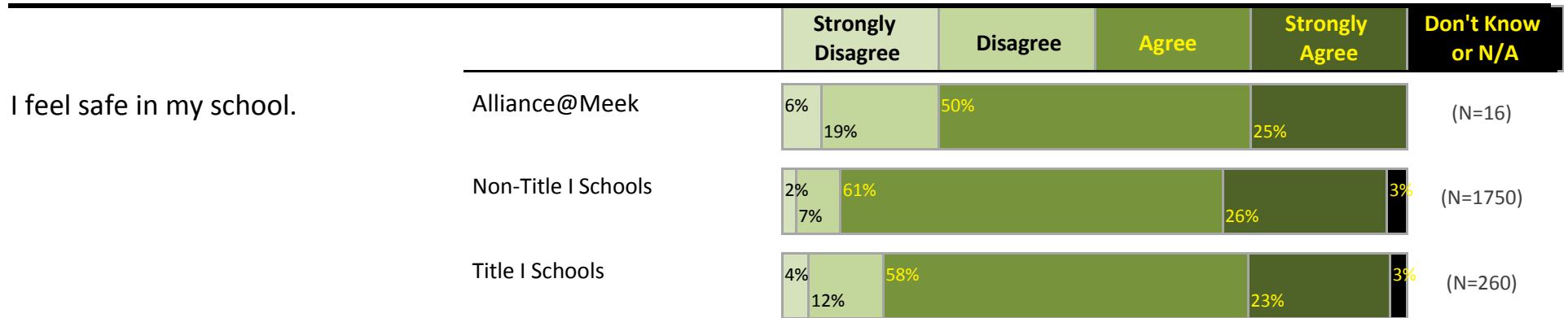
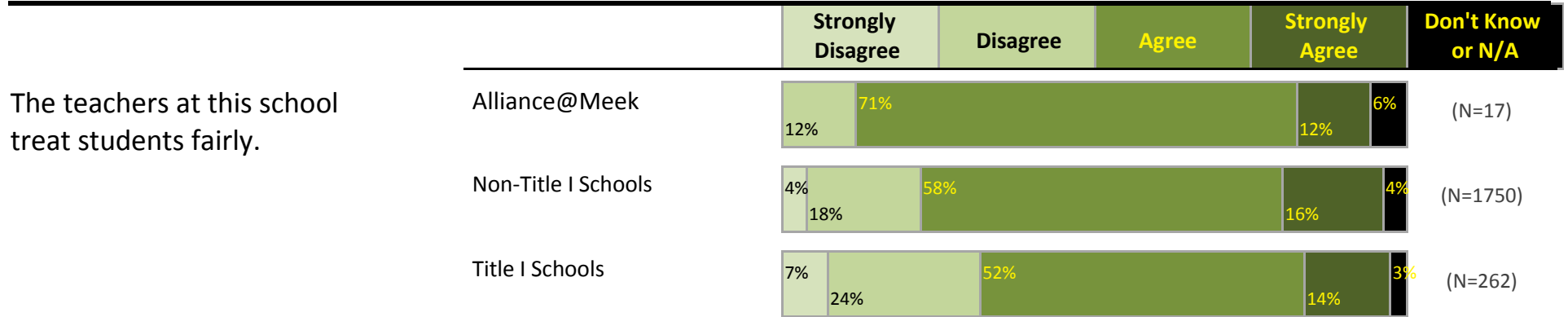
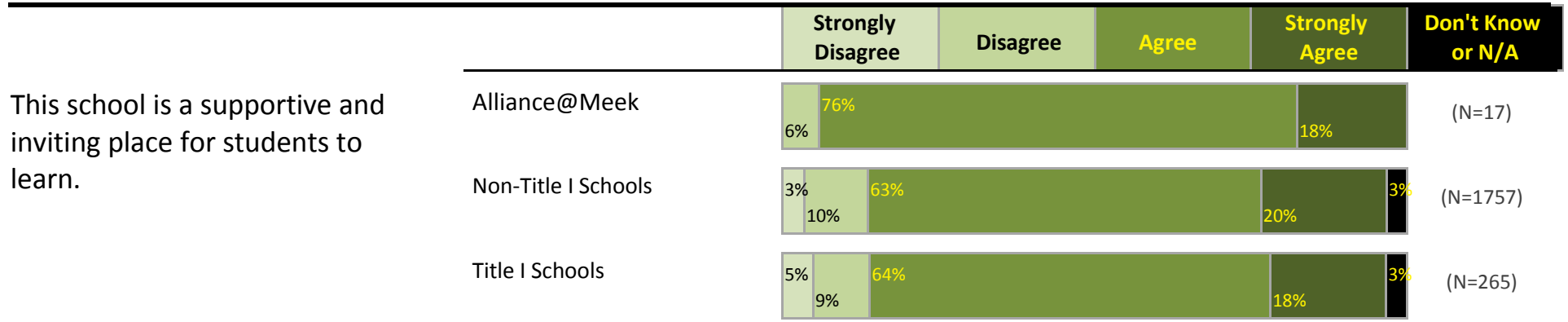
## Portland Public Schools Successful Schools Survey High School Student Responses 2014-15

Alliance@Meek

		Strongly Disagree	Disagree	Agree	Strongly Agree	Don't Know or N/A	
I feel close to people at this school.	Alliance@Meek	12%	24%	35%	29%	(N=17)	
	Non-Title I Schools	5%	15%	50%	26%	4%	(N=1761)
	Title I Schools	5%	15%	52%	25%	4%	(N=266)
		Strongly Disagree	Disagree	Agree	Strongly Agree	Don't Know or N/A	
I am happy to be at this school.	Alliance@Meek	6%	18%	53%	18%	6%	(N=17)
	Non-Title I Schools	6%	13%	52%	26%	4%	(N=1757)
	Title I Schools	7%	10%	54%	25%	4%	(N=267)
		Strongly Disagree	Disagree	Agree	Strongly Agree	Don't Know or N/A	
I feel like I am part of this school.	Alliance@Meek	6%	18%	41%	29%	6%	(N=17)
	Non-Title I Schools	6%	18%	50%	22%	5%	(N=1752)
	Title I Schools	7%	13%	54%	23%	3%	(N=266)

## Portland Public Schools Successful Schools Survey High School Student Responses 2014-15

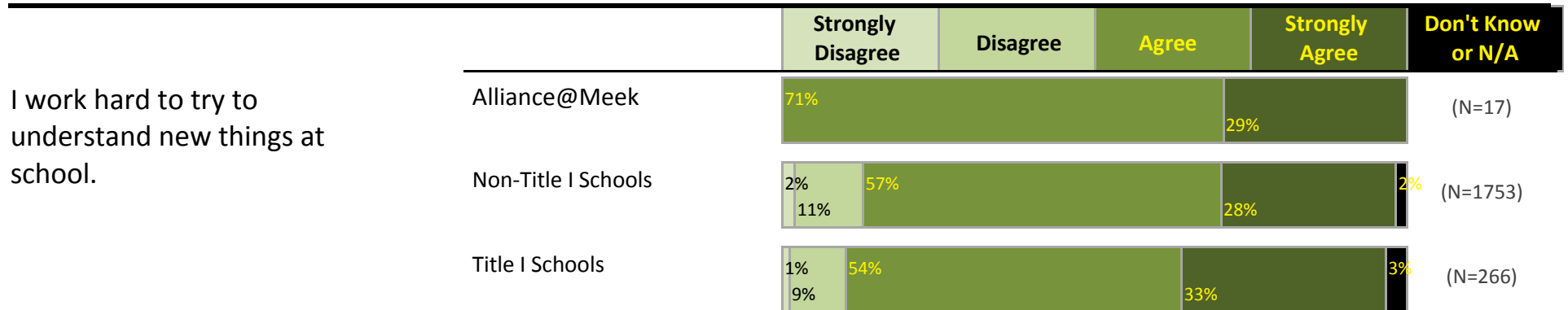
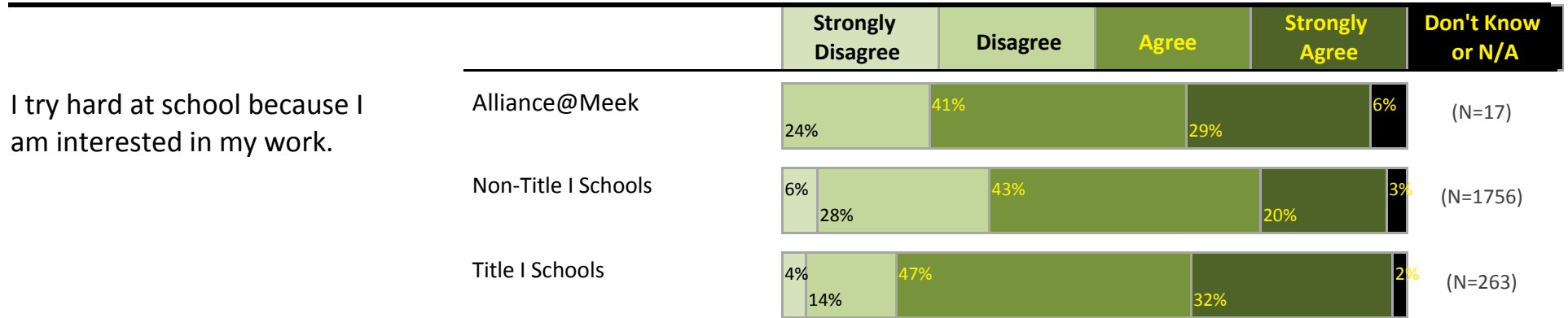
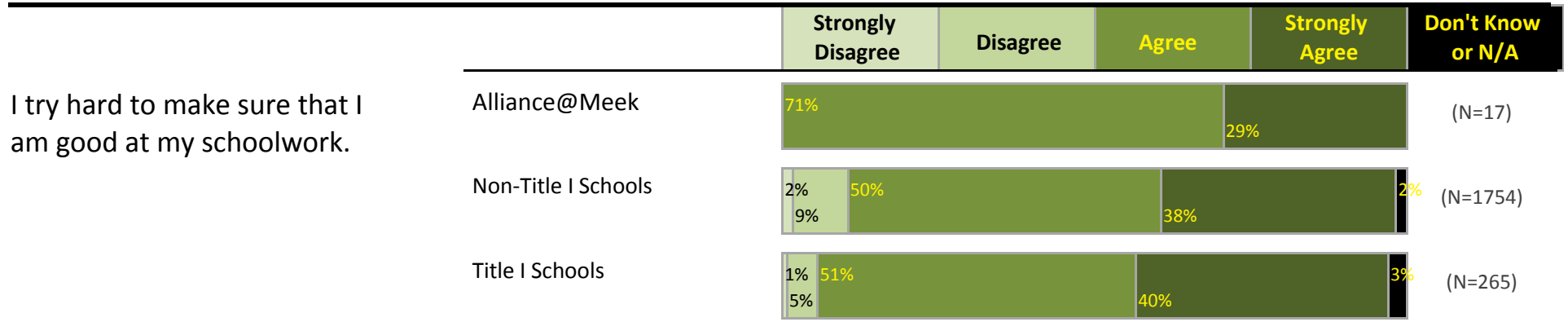
Alliance@Meek



## Portland Public Schools Successful Schools Survey High School Student Responses 2014-15

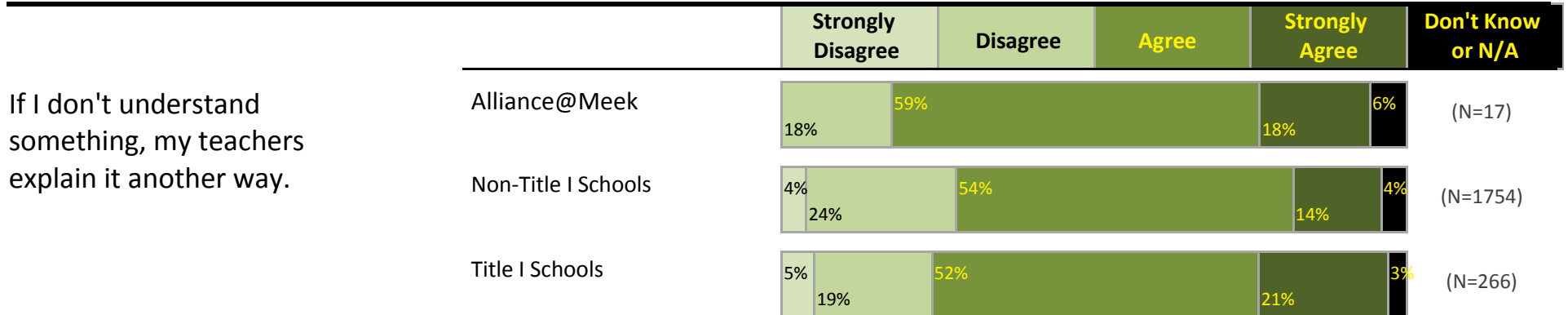


Alliance@Meek

Page 7



## Portland Public Schools Successful Schools Survey High School Student Responses 2014-15

Alliance@Meek





## Portland Public Schools Successful Schools Survey High School Student Responses 2014-15

Alliance@Meek

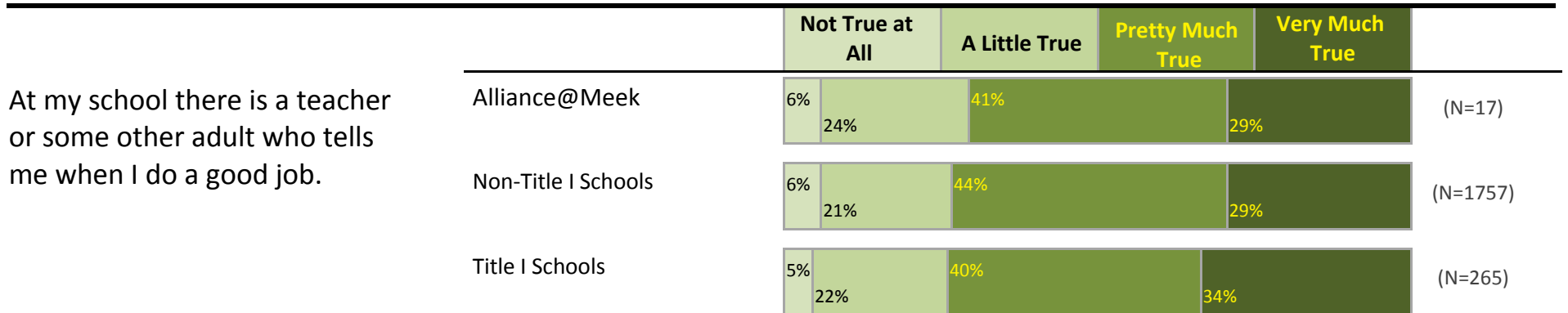
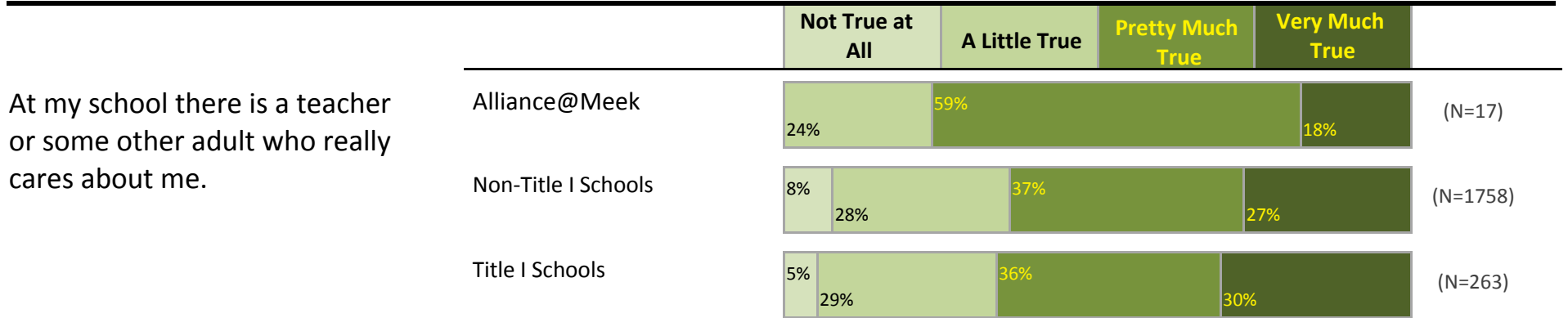
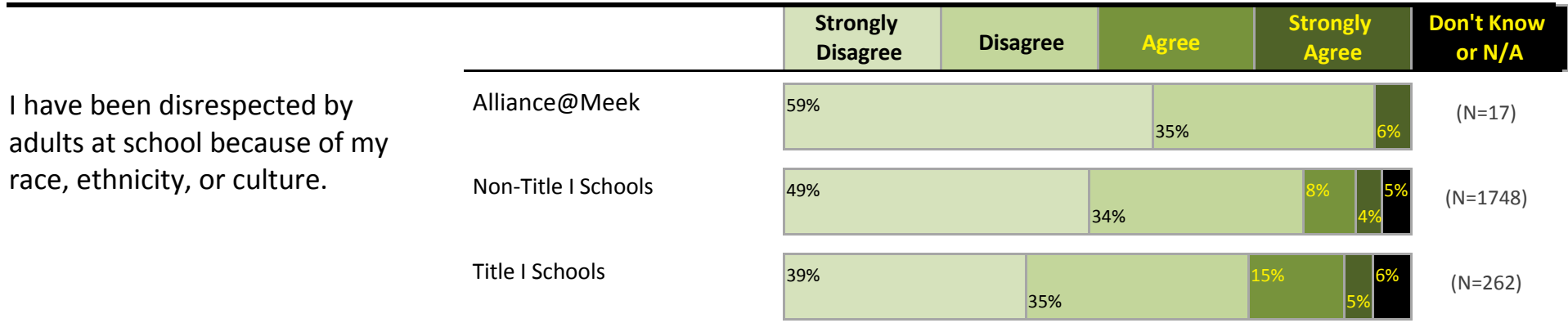
Page 9

		Strongly Disagree	Disagree	Agree	Strongly Agree	Don't Know or N/A	
My teachers push everybody to work hard.	Alliance@Meek	12%	59%	29%		(N=17)	
	Non-Title I Schools	4%	22%	55%	15%	4%	(N=1747)
	Title I Schools	5%	18%	47%	27%	3%	(N=265)
		Strongly Disagree	Disagree	Agree	Strongly Agree	Don't Know or N/A	
My classmates behave the way my teachers want them to.	Alliance@Meek	18%	35%	41%	6%	(N=17)	
	Non-Title I Schools	13%	45%	34%	3%	5%	(N=1738)
	Title I Schools	24%	45%	25%	3%	3%	(N=266)
		Strongly Disagree	Disagree	Agree	Strongly Agree	Don't Know or N/A	
It is easy for students to get kicked out of class or get suspended.	Alliance@Meek	12%	24%	41%	12%	12%	(N=17)
	Non-Title I Schools	11%	48%	25%	7%	8%	(N=1752)
	Title I Schools	5%	31%	40%	17%	8%	(N=262)

## Portland Public Schools Successful Schools Survey High School Student Responses 2014-15

Alliance@Meek

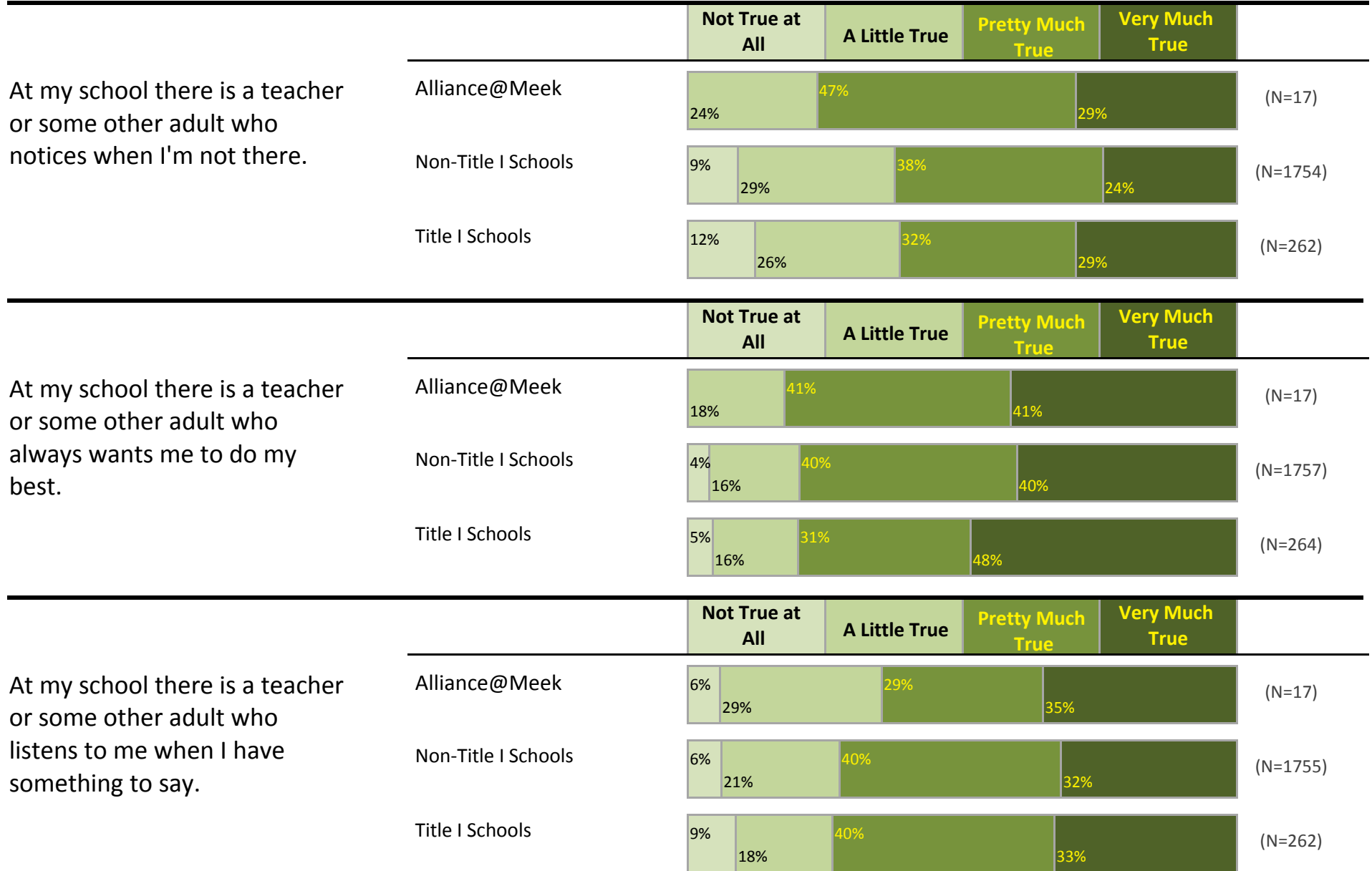
Page 10



## Portland Public Schools Successful Schools Survey High School Student Responses 2014-15

Alliance@Meek

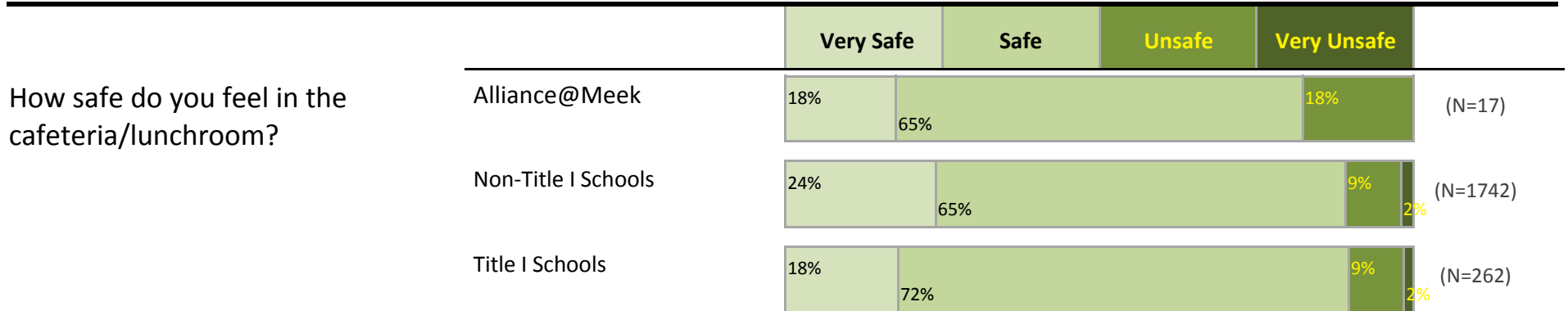
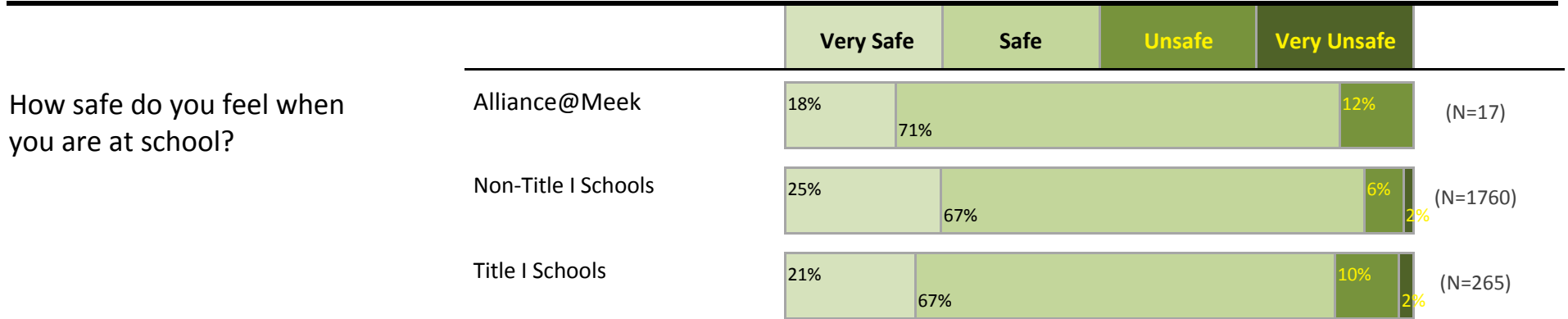
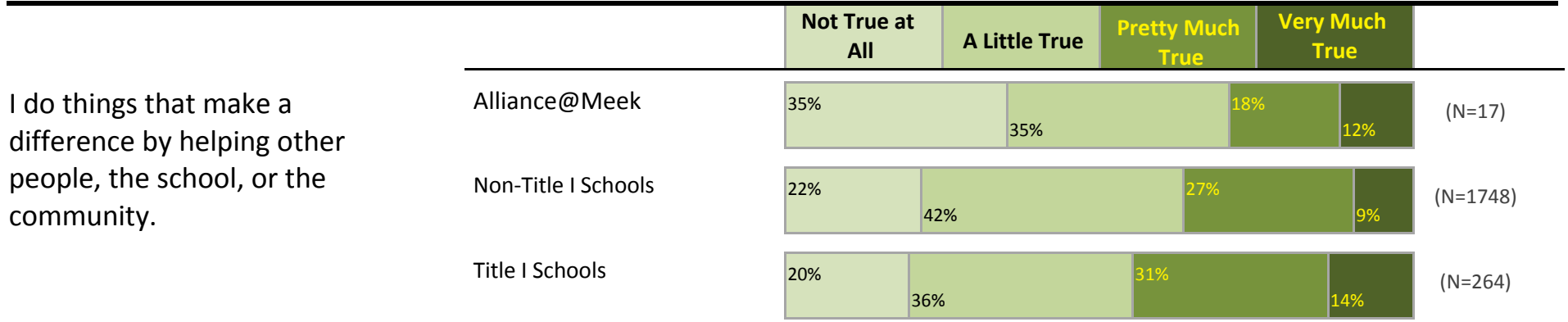
Page 11



## Portland Public Schools Successful Schools Survey High School Student Responses 2014-15

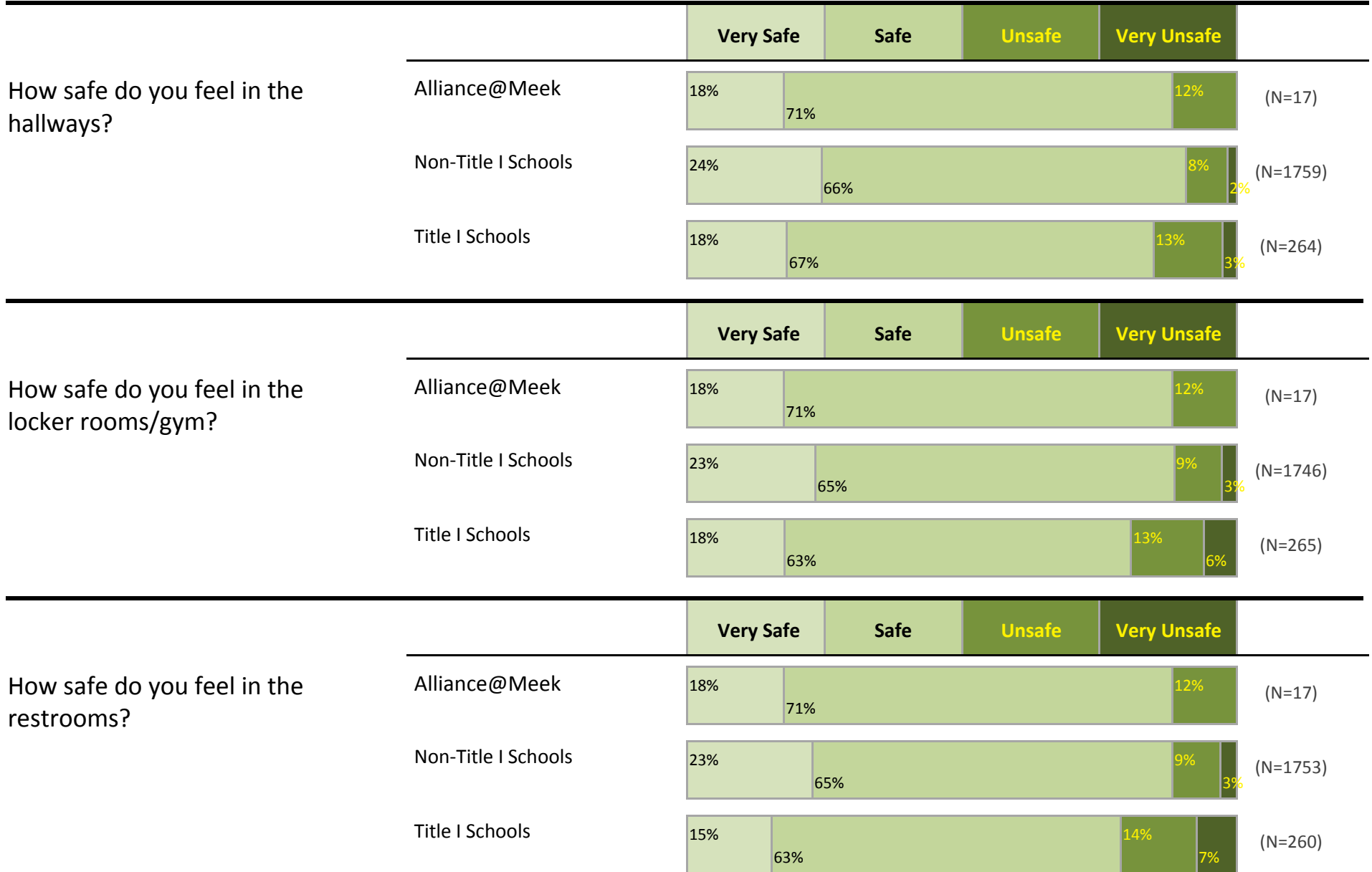
		Not True at All	A Little True	Pretty Much True	Very Much True	
At my school there is a teacher or some other adult who believes that I will be a success.	Alliance@Meek	12%	18%	47%	24%	(N=17)
	Non-Title I Schools	6%	18%	38%	38%	(N=1752)
	Title I Schools	7%	14%	30%	49%	(N=263)
		Not True at All	A Little True	Pretty Much True	Very Much True	
I do interesting learning activities.	Alliance@Meek	6%	41%	41%	12%	(N=17)
	Non-Title I Schools	12%	45%	35%	9%	(N=1756)
	Title I Schools	12%	46%	31%	12%	(N=265)
		Not True at All	A Little True	Pretty Much True	Very Much True	
I help decide things like class activities or rules.	Alliance@Meek	41%	18%	29%	12%	(N=17)
	Non-Title I Schools	46%	36%	14%	3%	(N=1754)
	Title I Schools	25%	44%	24%	7%	(N=265)

## Portland Public Schools Successful Schools Survey High School Student Responses 2014-15



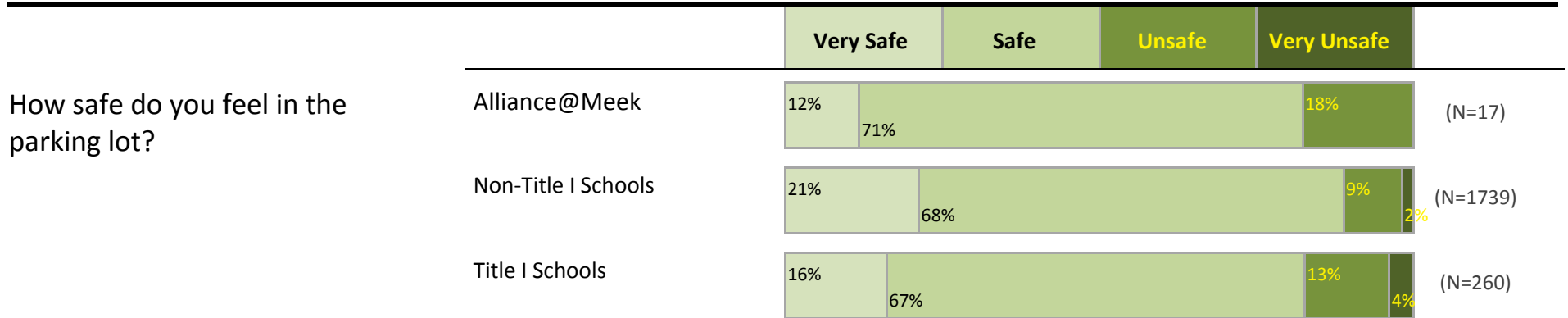
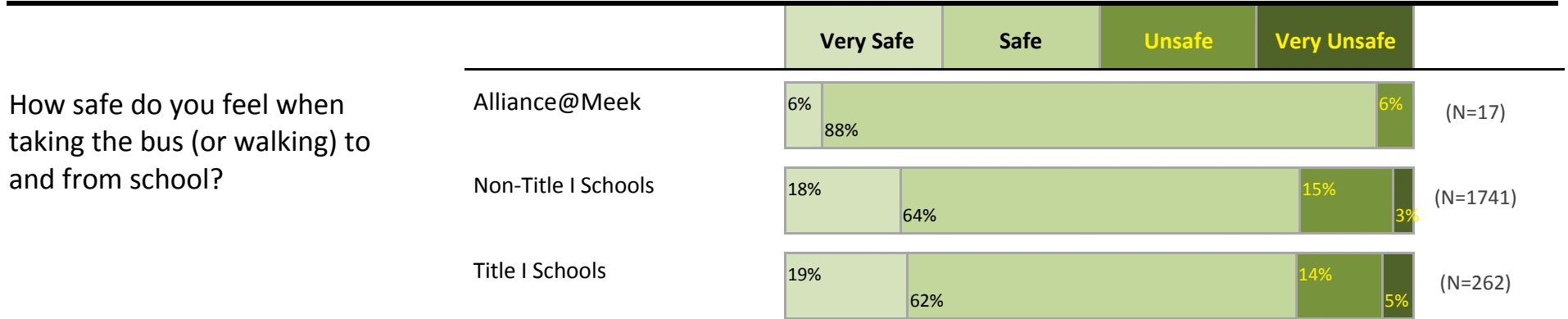

# Portland Public Schools Successful Schools Survey

## High School Student Responses 2014-15



# Portland Public Schools Successful Schools Survey

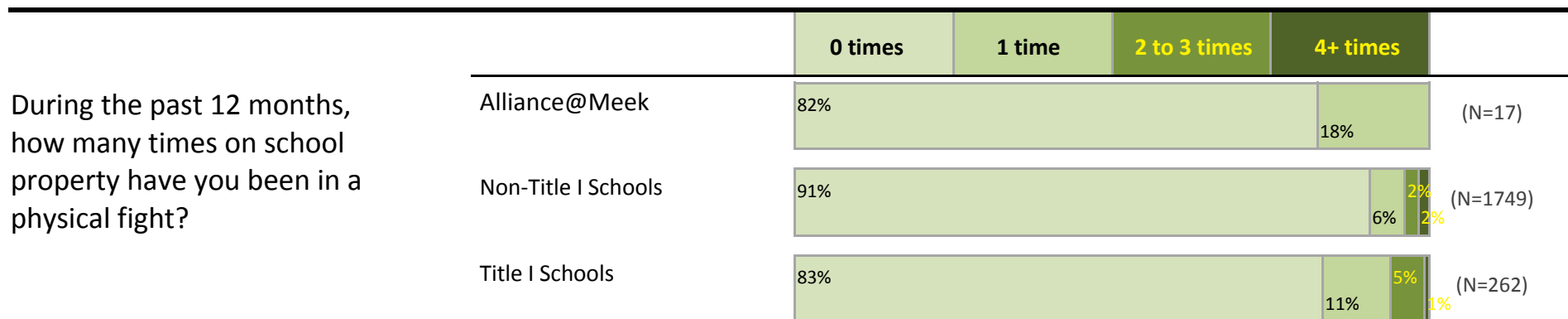
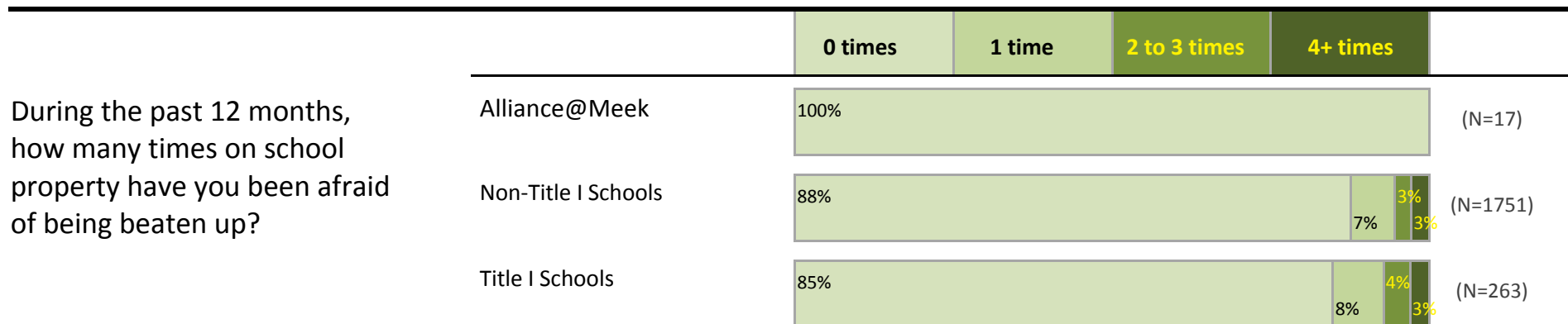
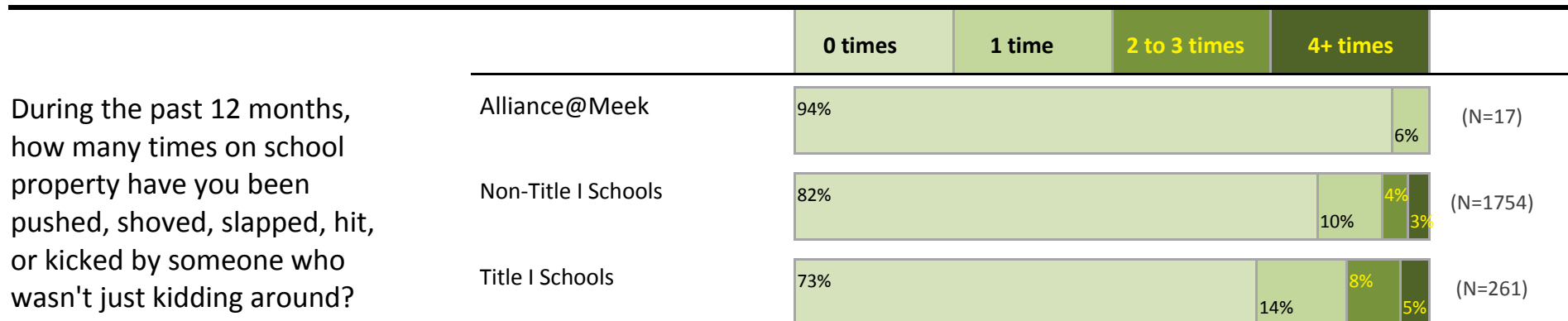
## High School Student Responses 2014-15



## Portland Public Schools Successful Schools Survey High School Student Responses 2014-15

Alliance@Meek

Page 16

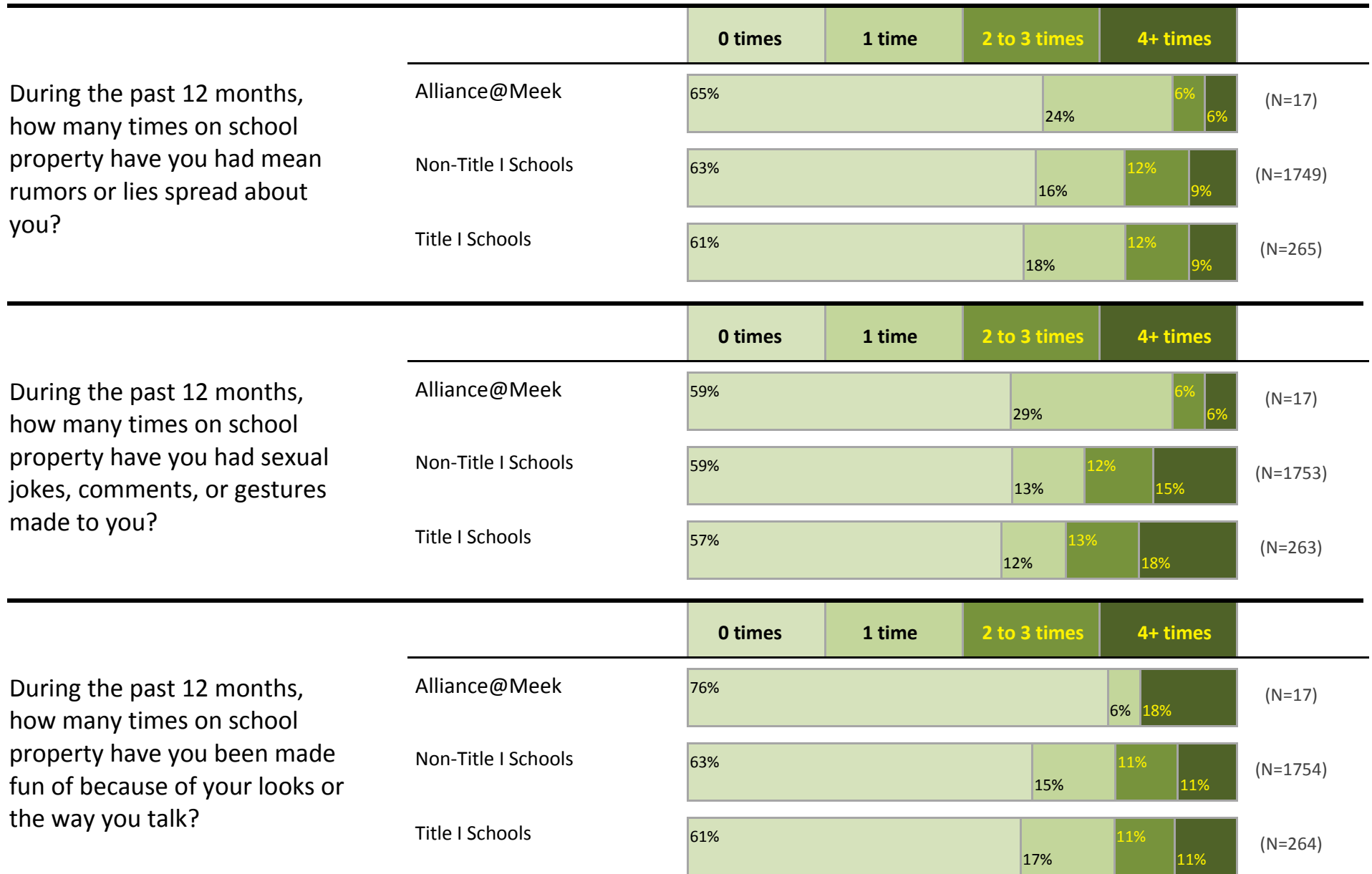




## Portland Public Schools Successful Schools Survey High School Student Responses 2014-15

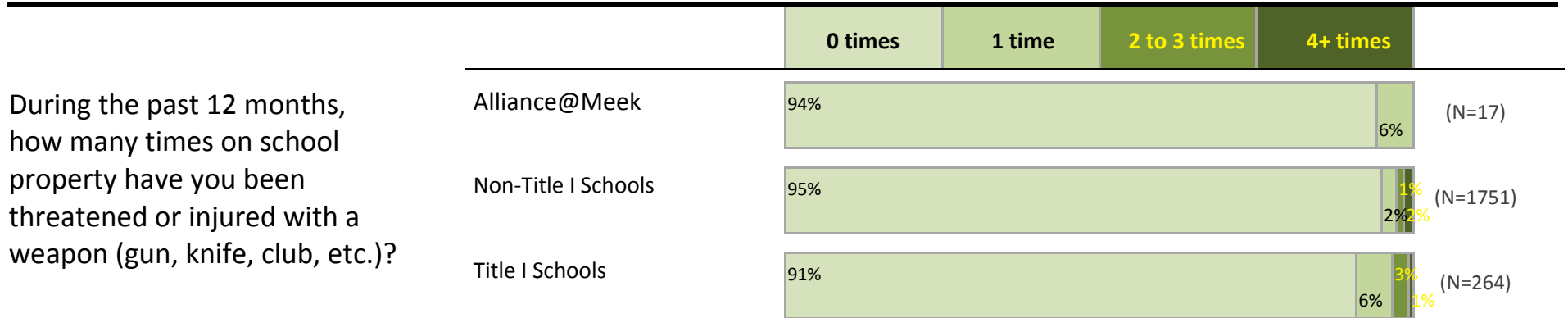


Alliance@Meek

Page 17



## Portland Public Schools Successful Schools Survey High School Student Responses 2014-15




Alliance@Meek



## Portland Public Schools Successful Schools Survey High School Student Responses 2014-15

Alliance@Meek

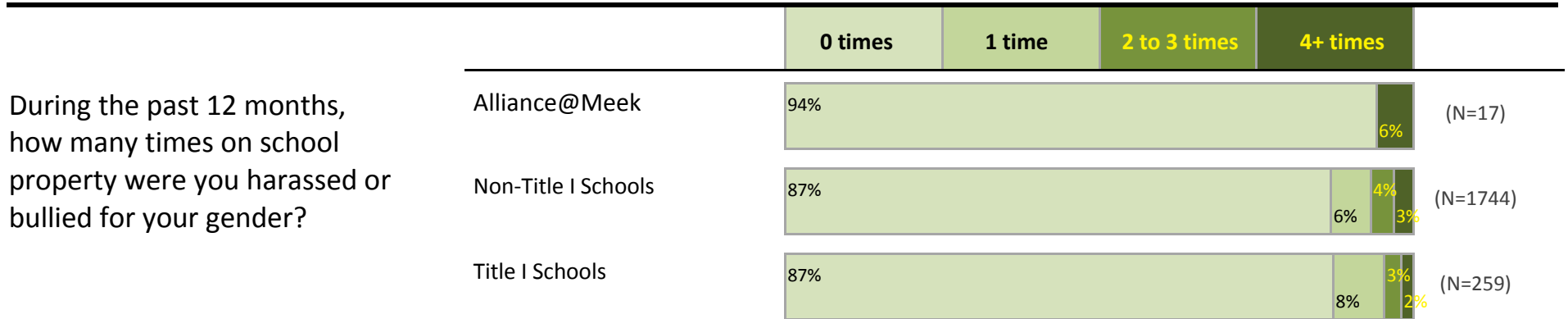

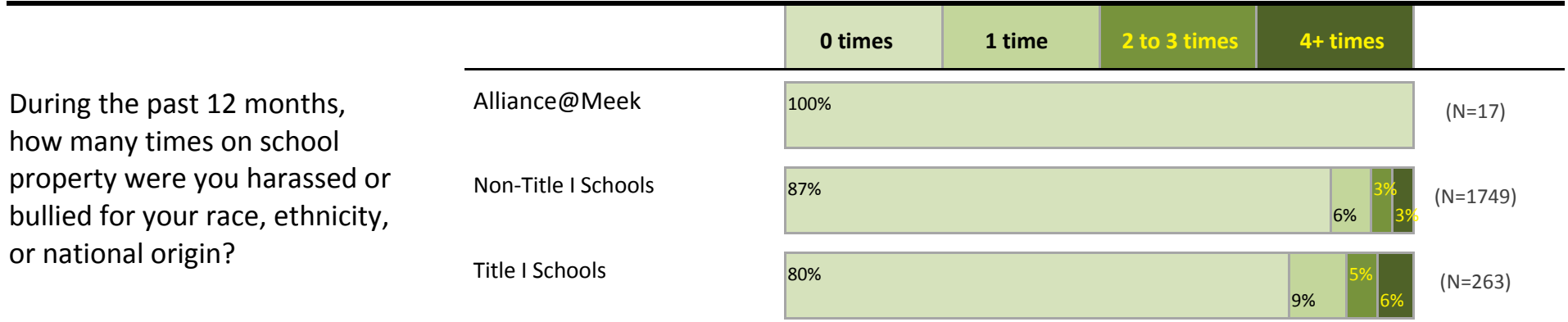
Page 19



## Portland Public Schools Successful Schools Survey High School Student Responses 2014-15

Alliance@Meek

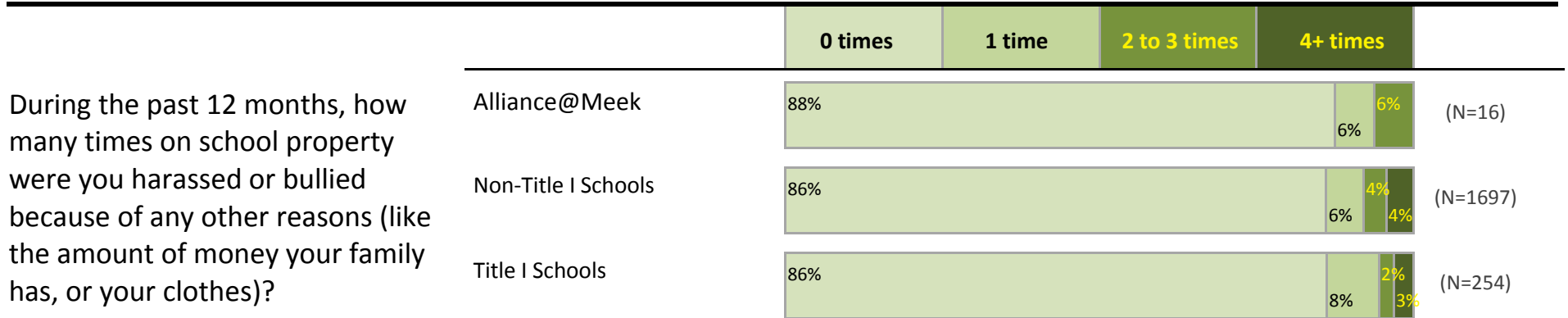


Page 20



## Portland Public Schools Successful Schools Survey High School Student Responses 2014-15

Alliance@Meek


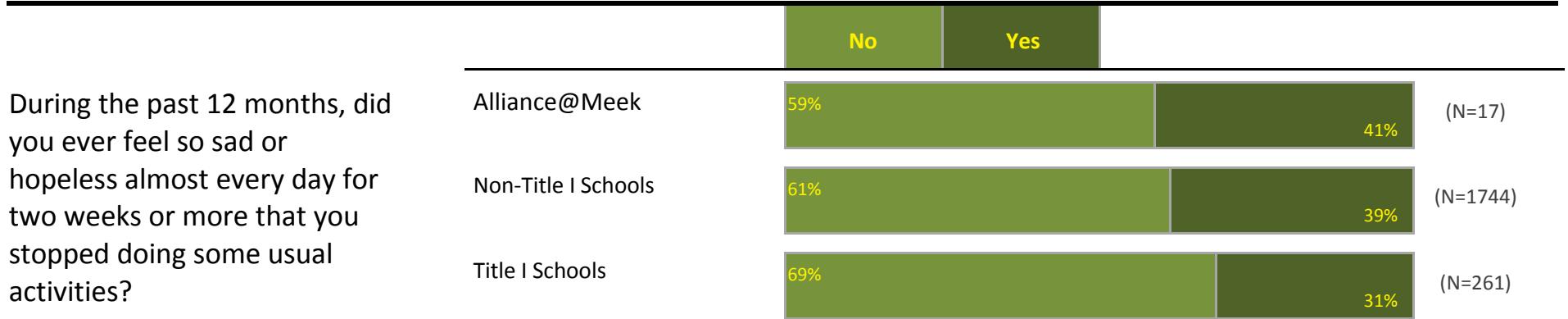

Page 21



## Portland Public Schools Successful Schools Survey High School Student Responses 2014-15

Alliance@Meek

Page 22



# Portland Public Schools Successful Schools Survey

## High School Student Responses 2014-15

Alliance@Meek

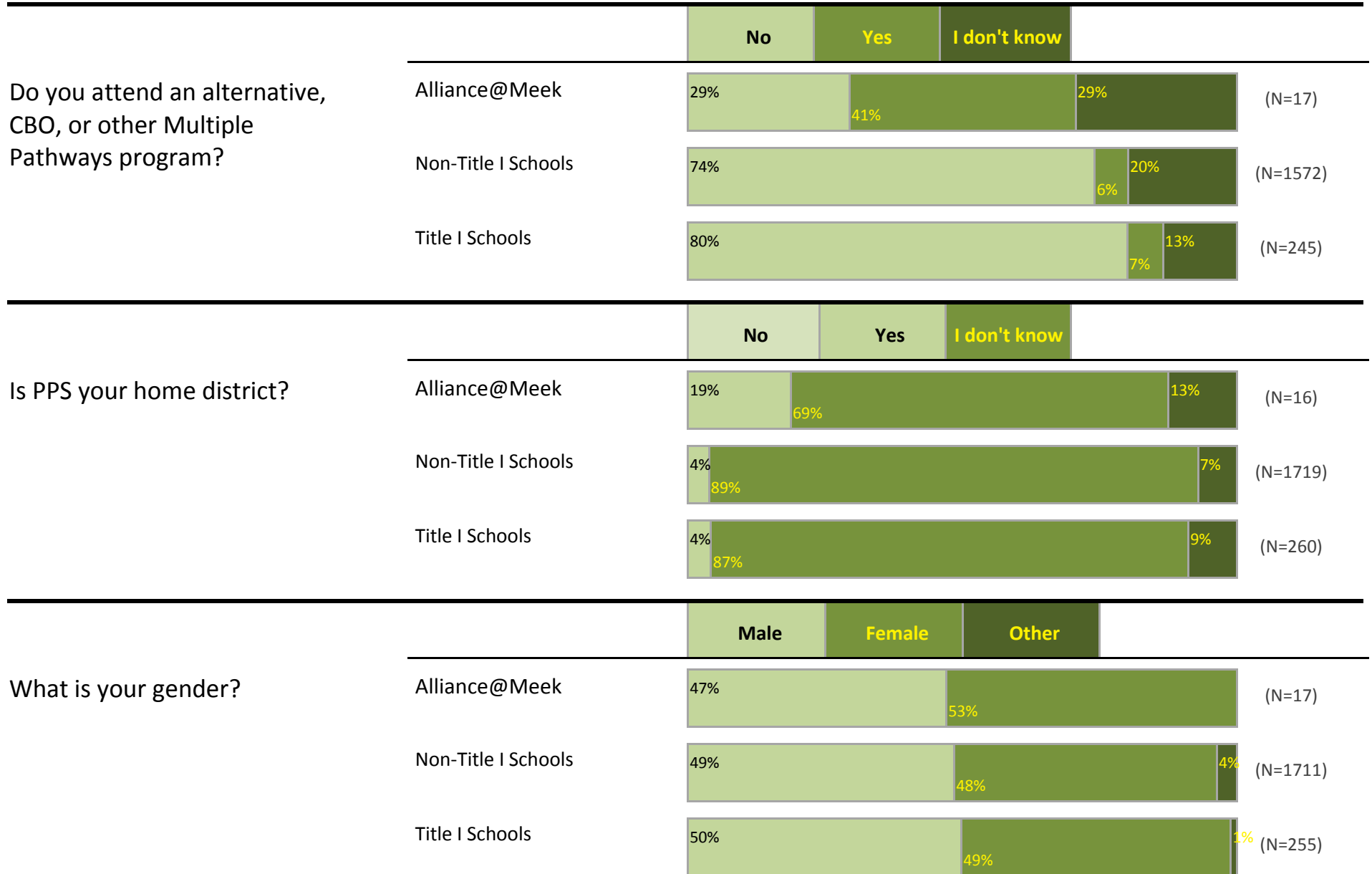
Are you in an optional program?

Access at Rose City Park	0
Chinese Immersion	0
Experiential Learning Environment	0
Japanese Immersion	0
Russian Immersion	0
Spanish Immersion	1
Special Focus - Arts	0
Special Focus - CTE	1
Special Focus - History	1
Special Focus - Science	1
Special Focus - Dual Credit	0
Special Focus - Environmental Studies	0
Vietnamese Immersion	0
Winterhaven Special Focus - Math and Science	0
Other	4

## Portland Public Schools Successful Schools Survey High School Student Responses 2014-15

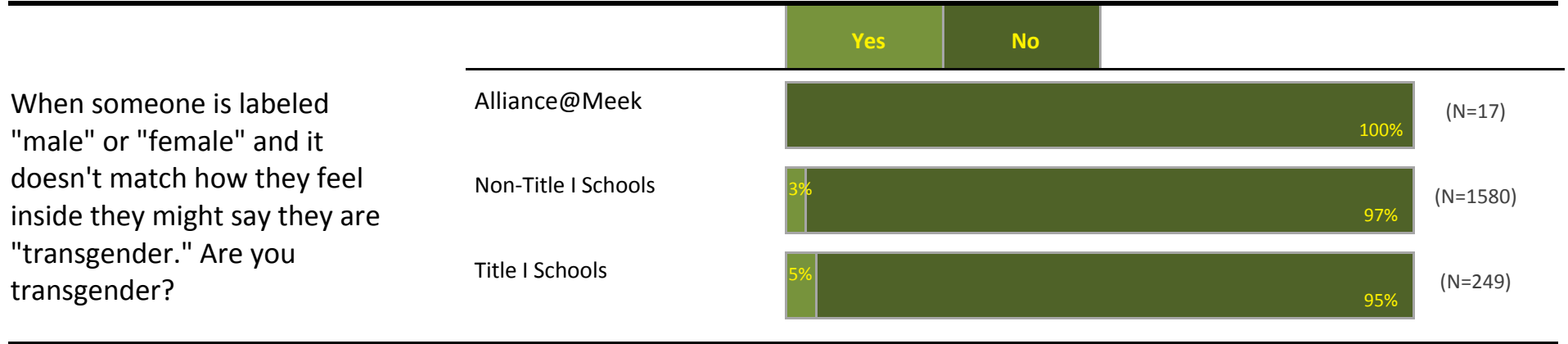
Alliance@Meek

Page 24





## Portland Public Schools Successful Schools Survey High School Student Responses 2014-15



### Which of the following best describes you?

Total Students: 17

*(Because students could select more than one category, totals will exceed 100%.)*

Heterosexual (straight) .....	53%
Gay or lesbian .....	12%
Bisexual .....	6%
Transgender .....	0%
Queer .....	0%
Not sure or Questioning .....	0%
Decline to respond .....	12%
Other .....	18%
Blank .....	6%

### What is your age?

12 or younger	0
13	0
14	0
15	6
16	10
17	1
18	0
19	0
20	0
21 or older	0
Other	0

# Portland Public Schools Successful Schools Survey

## High School Student Responses 2014-15

What races/ethnicities do you consider yourself?

Total Students: 17

*(Because students could select more than one category, totals will exceed 100%.)*

African American .....	35%
African .....	0%
Burundian .....	0%
Eritrean .....	0%
Ethiopian .....	0%
Somali .....	0%
Other African .....	0%
Other Black	
Caribbean Islands .....	0%
Other Black .....	0%
American Indian/Alaska Native .....	6%
Alaska Native .....	0%
Burns Paiute Tribe .....	0%
Confederated Tribes of the Coos, Lower Umpqua & Siuslaw Indians .....	0%
Confederated Tribes of the Grand Ronde Community of Oregon .....	0%
Confederated Tribes of Siletz Indians .....	0%
Confederated Tribes of the Umatilla Indian Reservation Indians .....	0%
Confederated Tribes of Warm Springs .....	0%
Coquille Indian Tribe .....	0%

American Indian/Alaska Native (continued)	
Cow Creek Band of Umpqua Tribe of Indians .....	0%
Klamath Tribes .....	0%
Other American Indian Tribe/Nation .....	6%
Native/Indigenous to Canada .....	6%
Asian .....	0%
Asian Indian .....	0%
Burmese .....	0%
Cambodian .....	0%
Chinese .....	0%
Filipino .....	0%
Hmong .....	0%
Japanese .....	0%
Karen .....	0%
Korean .....	0%
Laotian .....	0%
Mien .....	0%
Nepali .....	0%
Thai .....	0%
Tibetan .....	0%
Vietnamese .....	0%
Other Asian .....	0%

# Portland Public Schools Successful Schools Survey

## High School Student Responses 2014-15

### What races/ethnicities do you consider yourself?

Total Students: 17

(Because students could select more than one category, totals will exceed 100%.)

Hispanic/Latino .....	6%
Caribbean Islands .....	0%
Central American Countries .....	6%
Indigenous Mexican, Central American or South American .....	6%
Mexican .....	12%
South American Countries .....	0%
Other Hispanic/Latino .....	0%
Middle Eastern/North African .....	0%
Pacific Islander .....	0%
Chuukese .....	0%
Guamanian or Chamorro .....	0%
Micronesian .....	0%
Native Hawaiian .....	0%
Samoan .....	0%
Tongan .....	0%
Other Pacific Islander .....	0%
White .....	35%
Romanian .....	0%
Russian .....	6%
Ukrainian .....	0%
European Countries .....	24%
Other White .....	12%
Blank .....	12%