
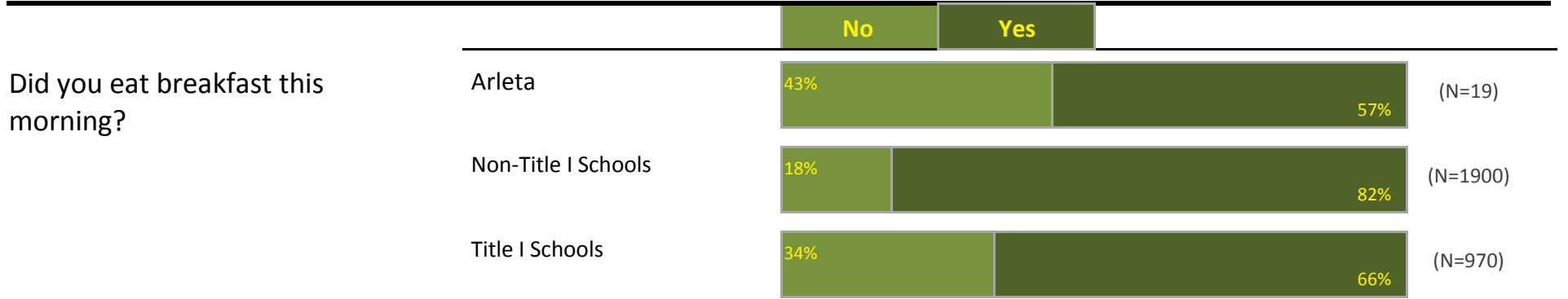
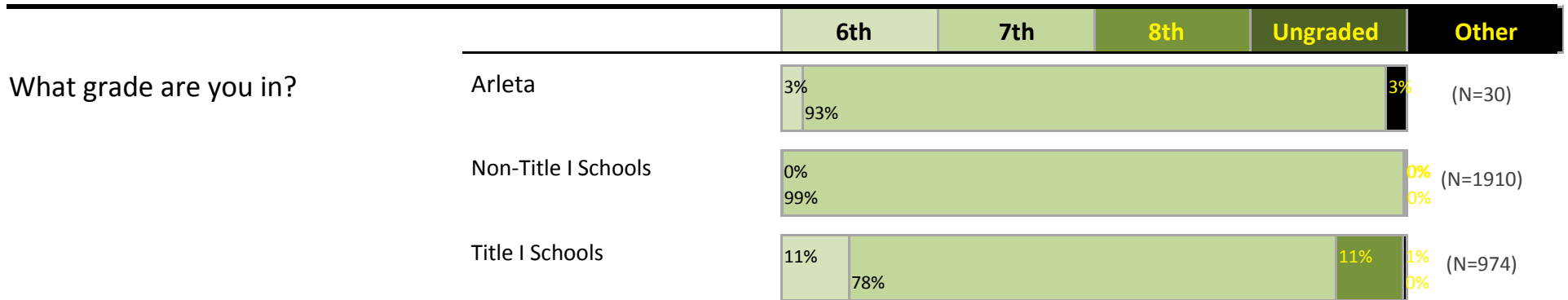


# Portland Public Schools Successful Schools Survey

## Middle Grades Student Responses 2014-15

Arleta

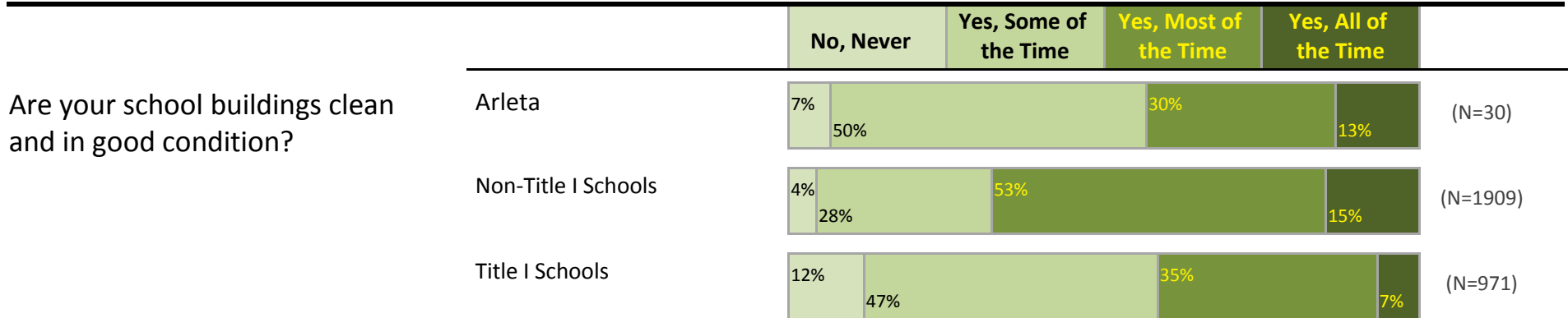
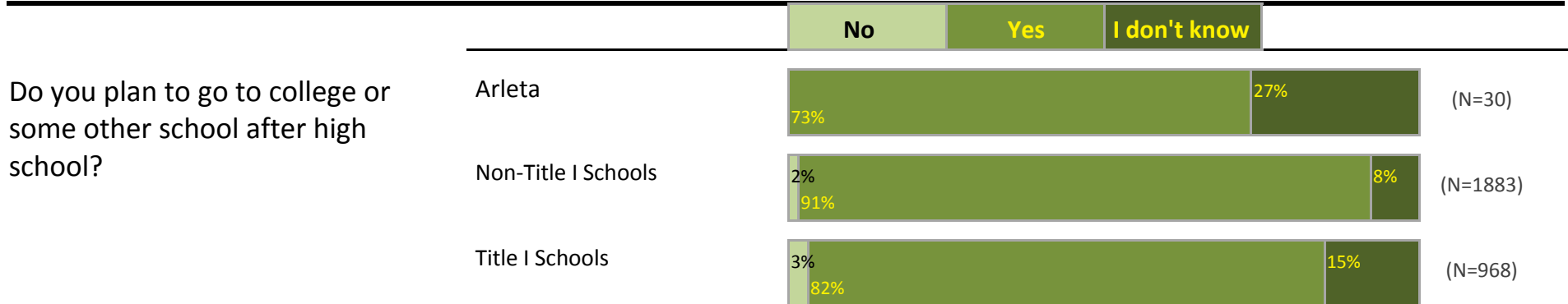



# Portland Public Schools Successful Schools Survey

## Middle Grades Student Responses 2014-15

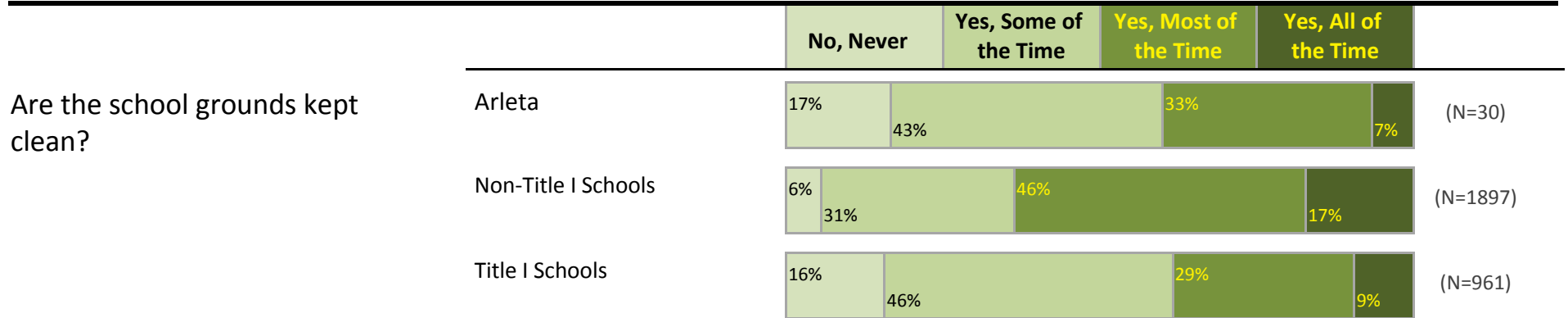
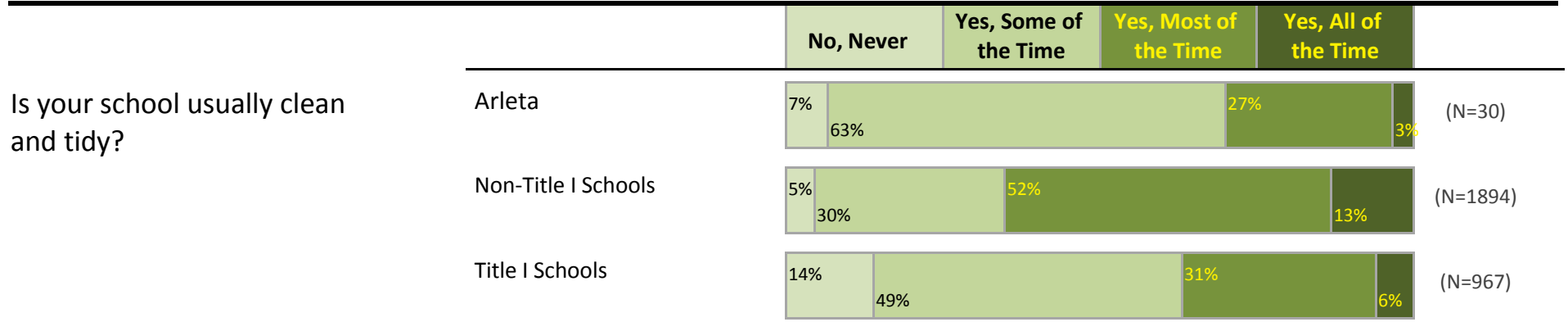
Arleta

Page 2



## Portland Public Schools Successful Schools Survey Middle Grades Student Responses 2014-15

Arleta



# Portland Public Schools Successful Schools Survey

## Middle Grades Student Responses 2014-15

Arleta

In the past 30 days, did you miss school for any of the following reasons?


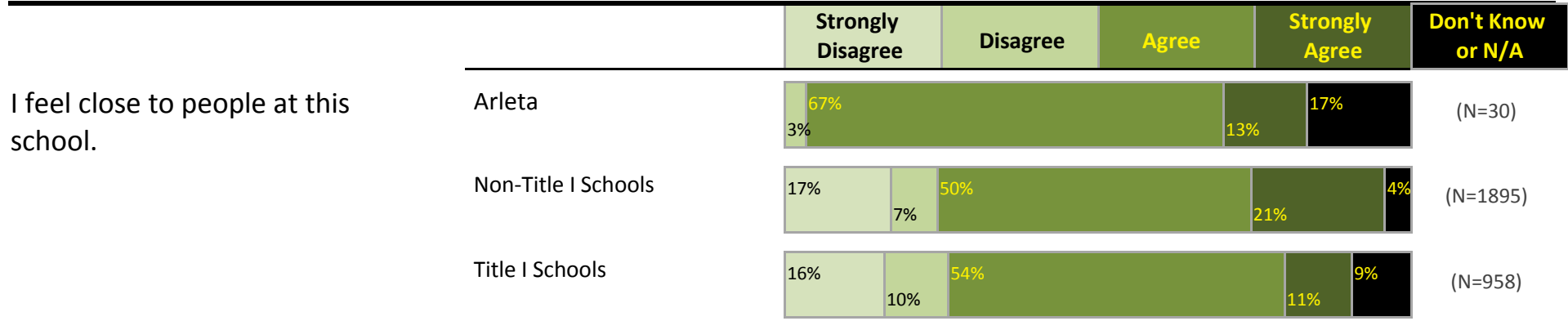

Total Students: 32

(Because students could select more than one category, totals will exceed 100%.)

Does not apply, I didn't miss any school. ....	28%
Illness (feeling physically sick), including problems with breathing or your teeth. ....	16%
Felt very sad, hopeless, anxious, stressed, or angry. ....	6%
Didn't get enough sleep. ....	13%
Didn't feel safe at school. ....	3%
Had to work. ....	0%
Had to take care of or help a family member or friend. ....	9%
Wanted to spend time with friends who don't go to your school. ....	0%
Wanted to use alcohol or drugs. ....	3%
Were behind in schoolwork or weren't prepared for a test or class assignment. ....	0%
Were bored with or uninterested in school. ....	0%
Were suspended. ....	6%
Other reason. ....	44%
Blank ....	31%

## Portland Public Schools Successful Schools Survey Middle Grades Student Responses 2014-15




Arleta



## Portland Public Schools Successful Schools Survey Middle Grades Student Responses 2014-15

Arleta


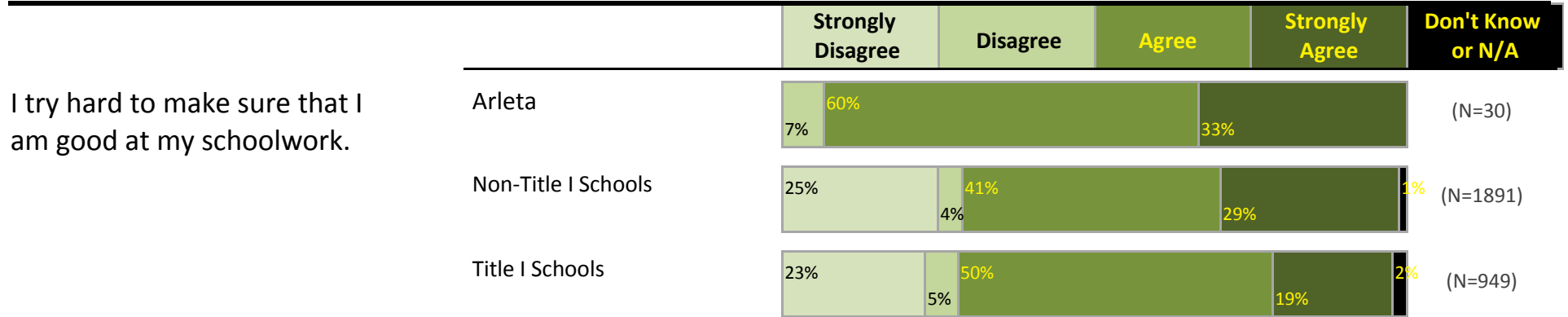
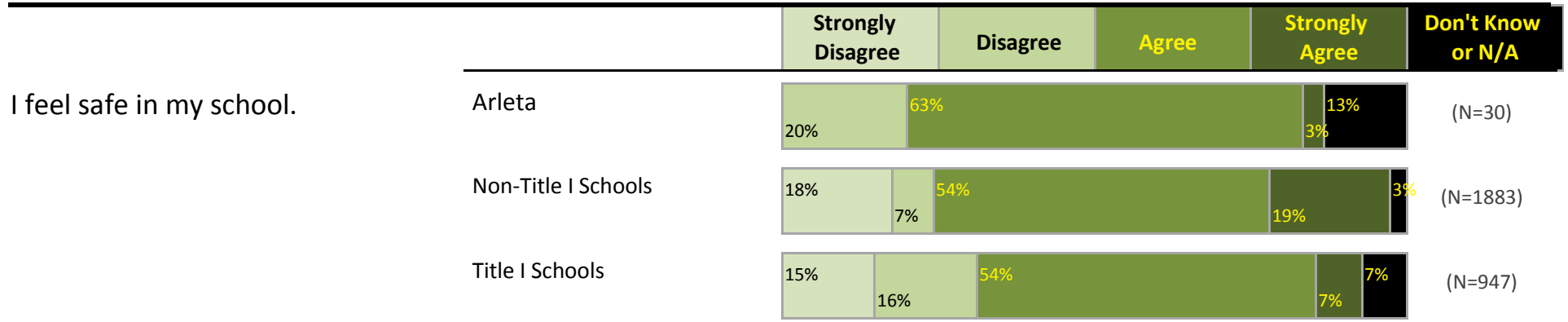
Page 6



## Portland Public Schools Successful Schools Survey Middle Grades Student Responses 2014-15


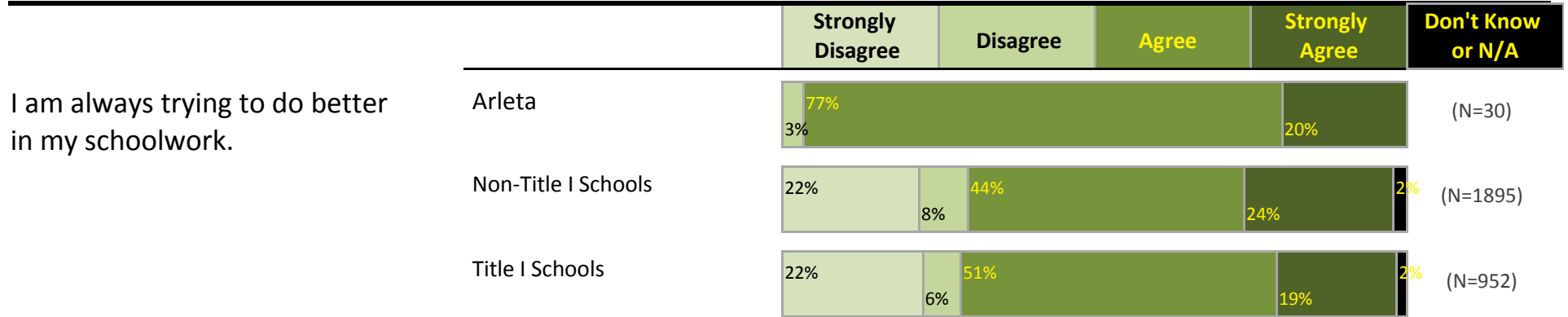
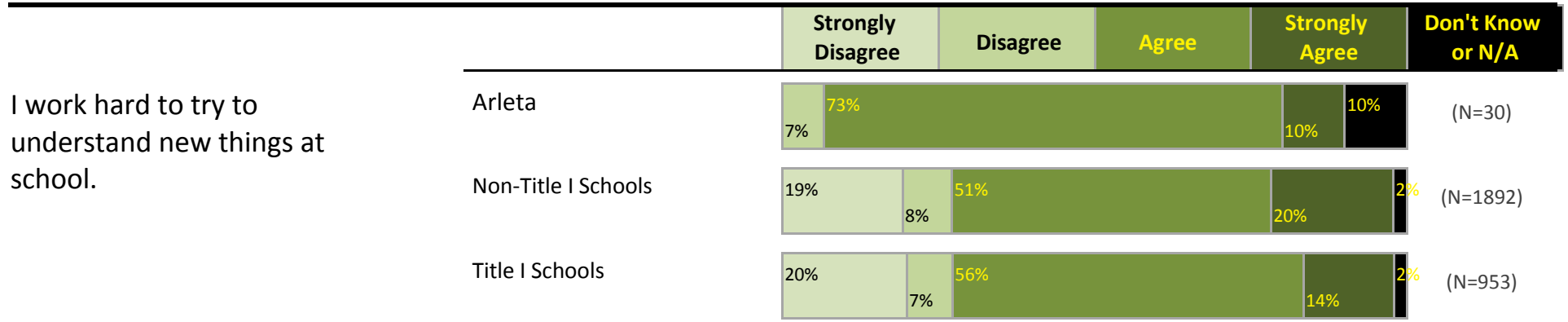
Arleta

Page 7



## Portland Public Schools Successful Schools Survey Middle Grades Student Responses 2014-15



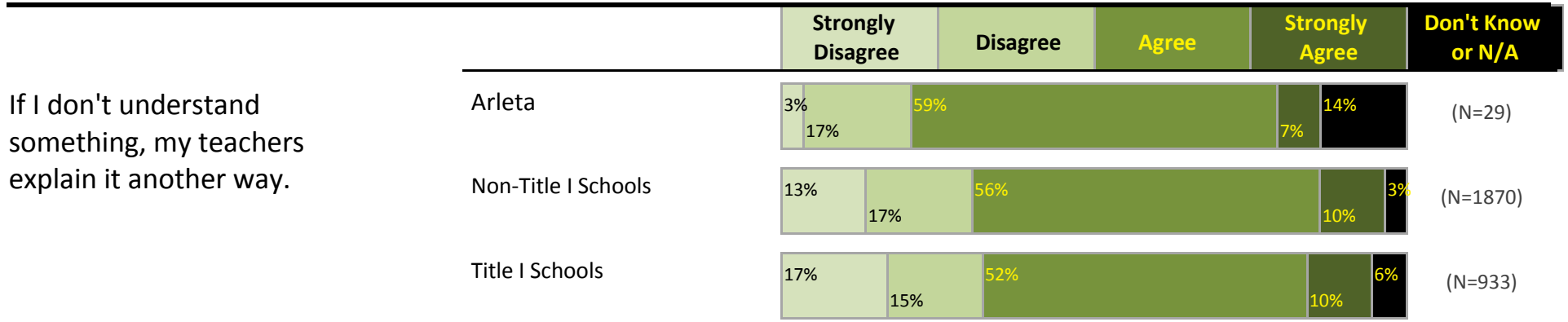
Arleta







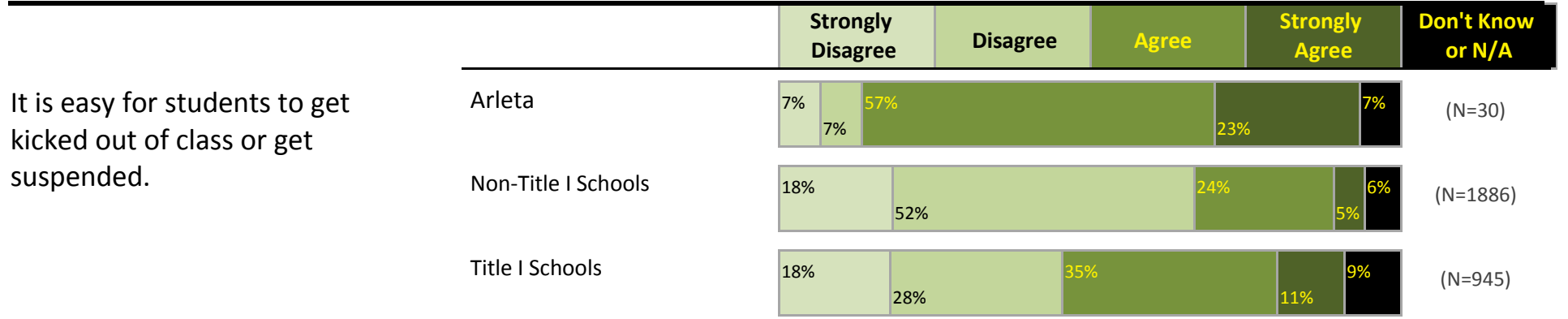
## Portland Public Schools Successful Schools Survey Middle Grades Student Responses 2014-15

Arleta



## Portland Public Schools Successful Schools Survey Middle Grades Student Responses 2014-15

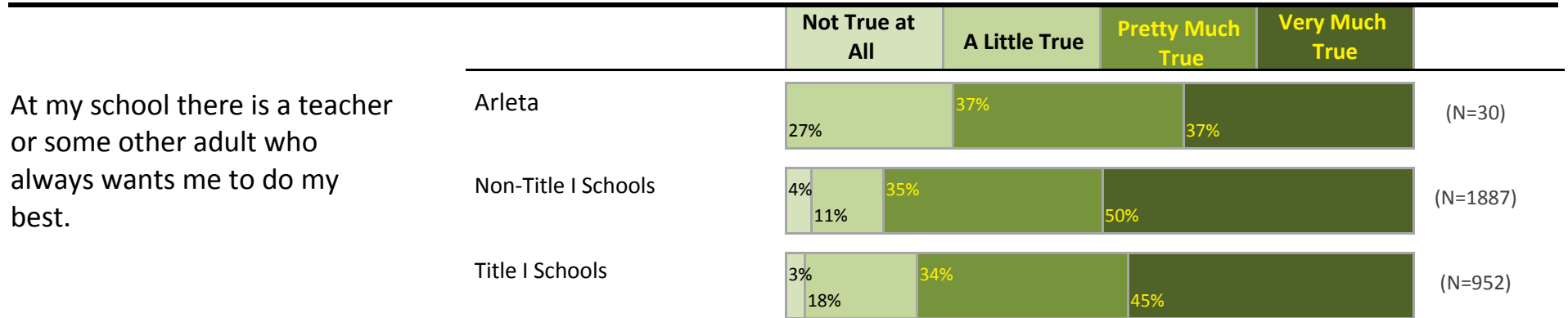

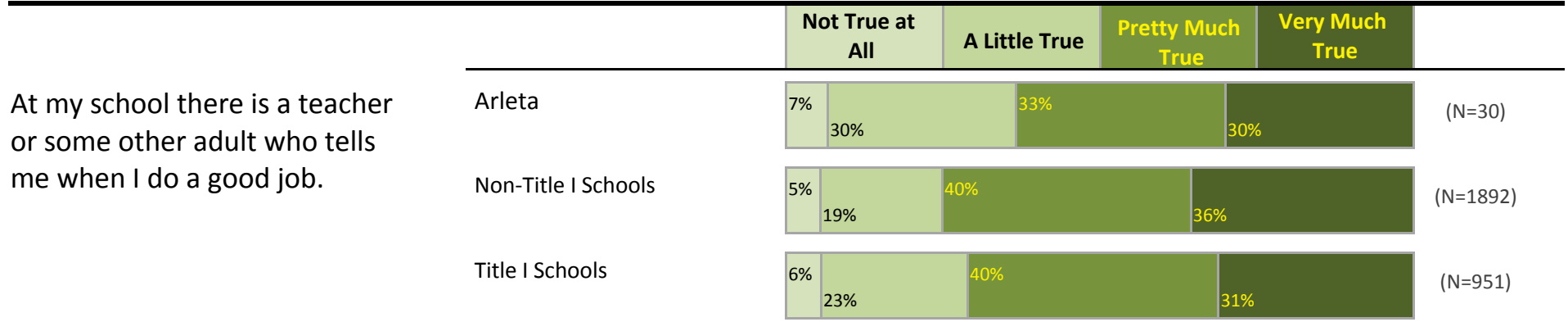
Arleta



## Portland Public Schools Successful Schools Survey Middle Grades Student Responses 2014-15


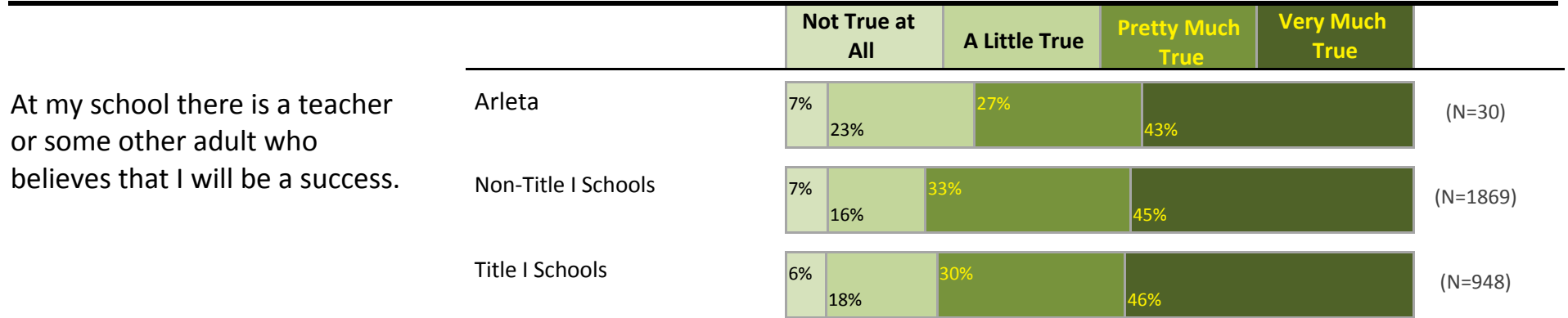
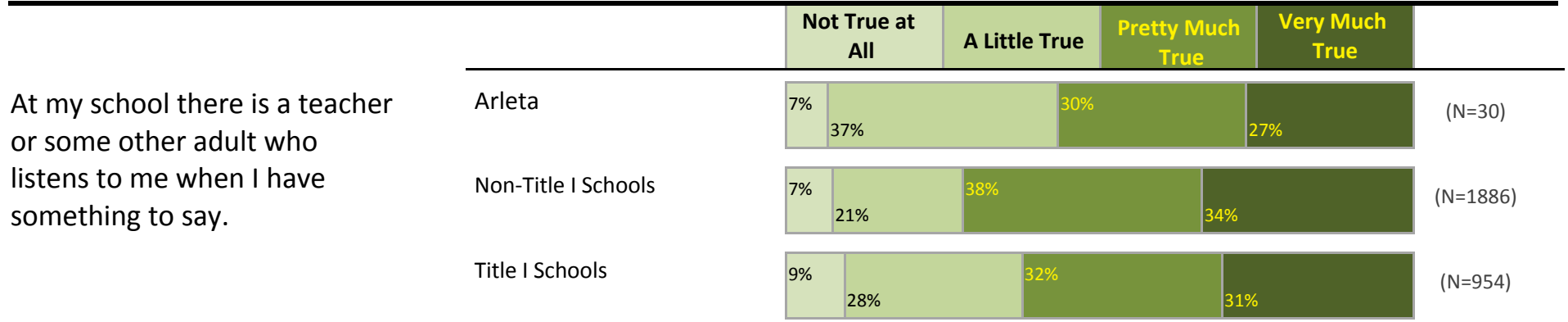
Arleta

Page 11



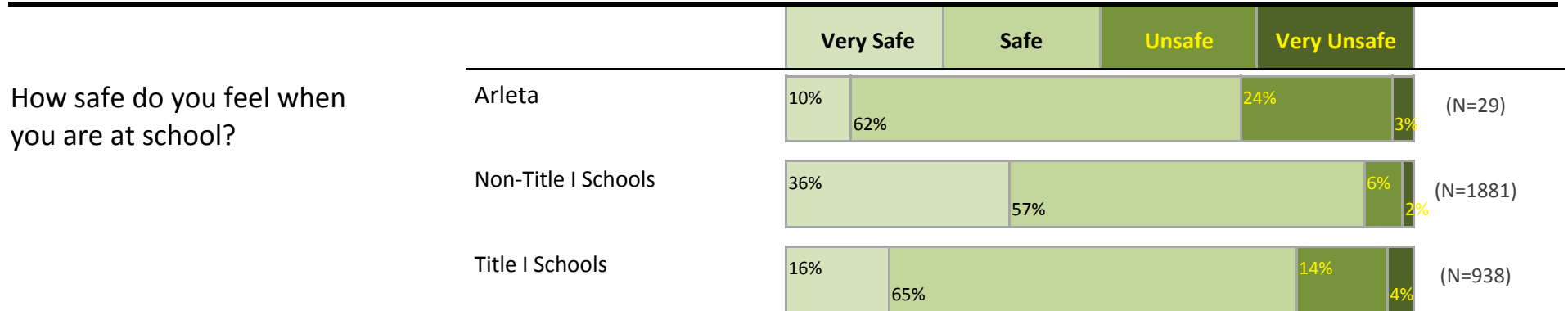


## Portland Public Schools Successful Schools Survey Middle Grades Student Responses 2014-15

Arleta



## Portland Public Schools Successful Schools Survey Middle Grades Student Responses 2014-15


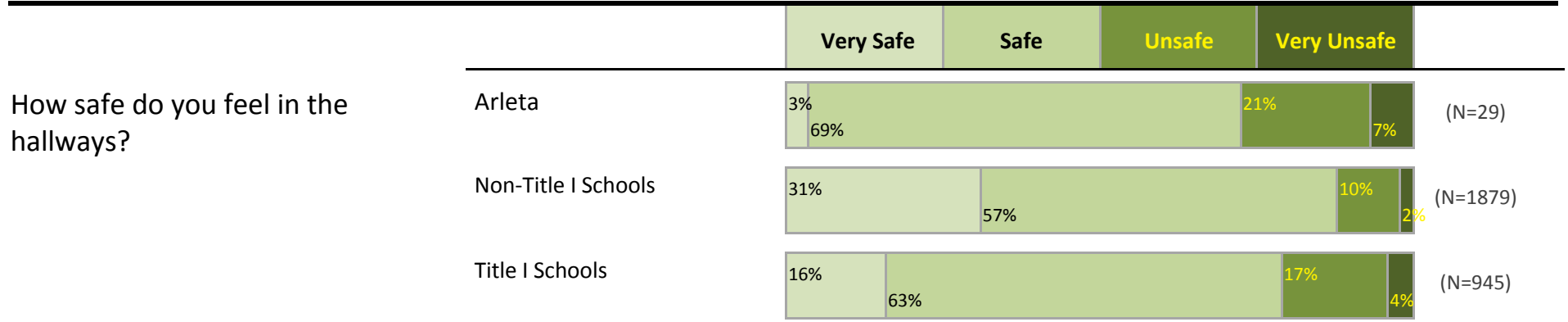
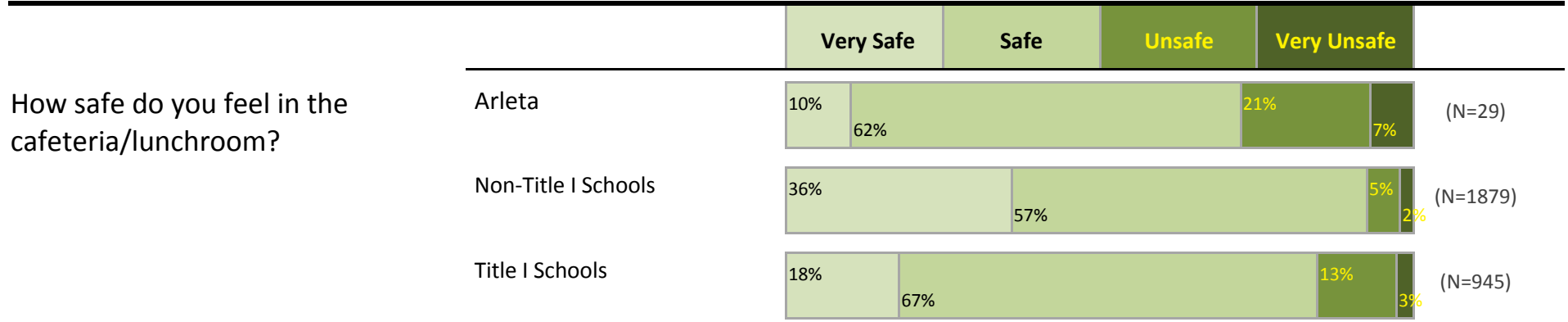
Arleta



## Portland Public Schools Successful Schools Survey Middle Grades Student Responses 2014-15

Arleta

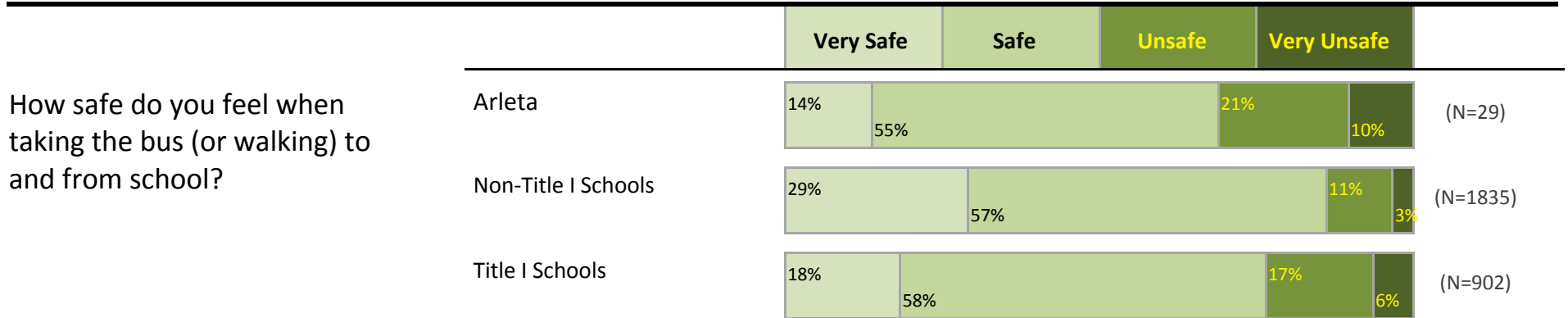
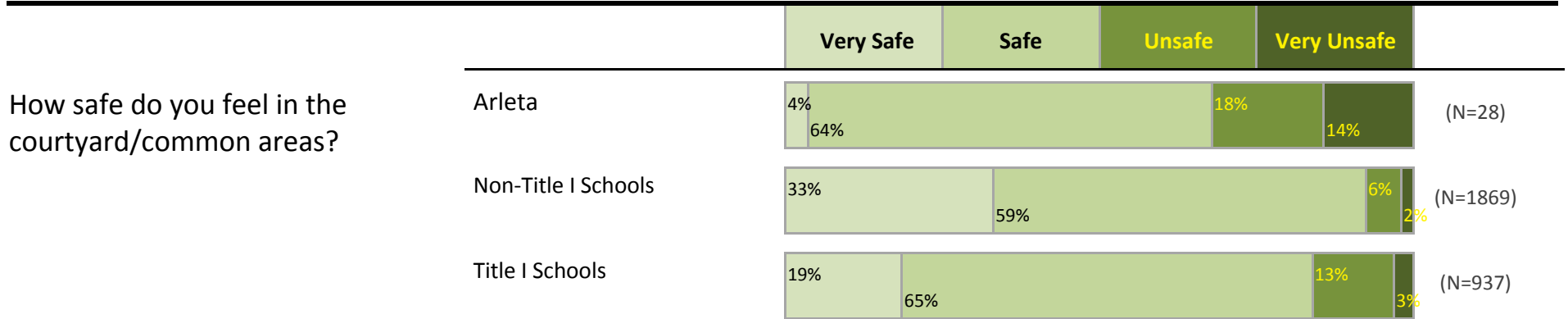

Page 14



## Portland Public Schools Successful Schools Survey Middle Grades Student Responses 2014-15

Arleta




Page 15



# Portland Public Schools Successful Schools Survey

## Middle Grades Student Responses 2014-15

Arleta








## Portland Public Schools Successful Schools Survey Middle Grades Student Responses 2014-15

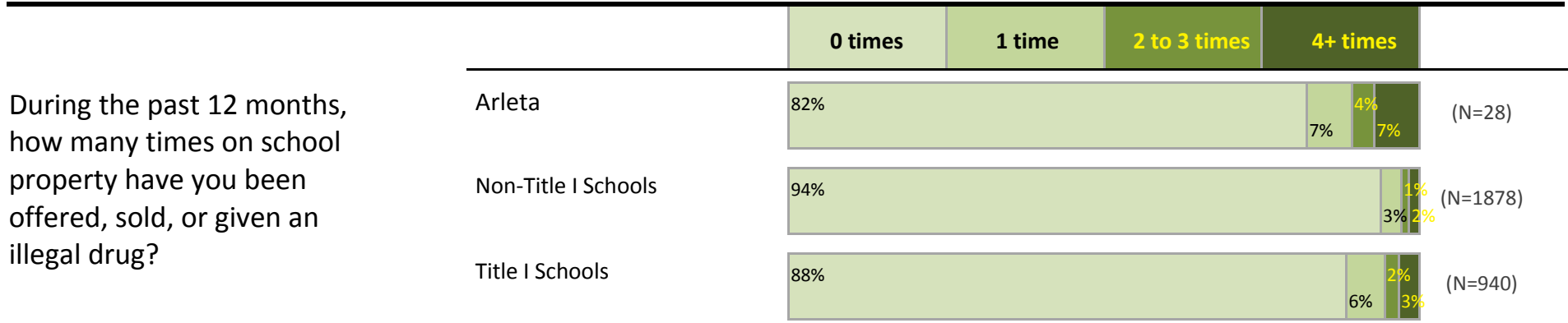


Arleta

Page 17



## Portland Public Schools Successful Schools Survey Middle Grades Student Responses 2014-15




Arleta



## Portland Public Schools Successful Schools Survey Middle Grades Student Responses 2014-15




Arleta

Page 19



## Portland Public Schools Successful Schools Survey Middle Grades Student Responses 2014-15




Arleta



## Portland Public Schools Successful Schools Survey Middle Grades Student Responses 2014-15

Arleta

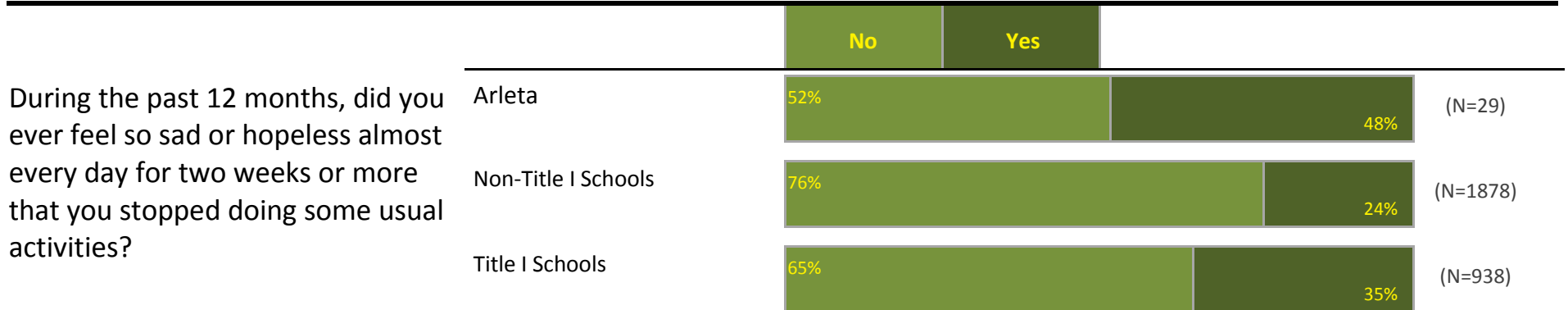


Page 21



## Portland Public Schools Successful Schools Survey Middle Grades Student Responses 2014-15

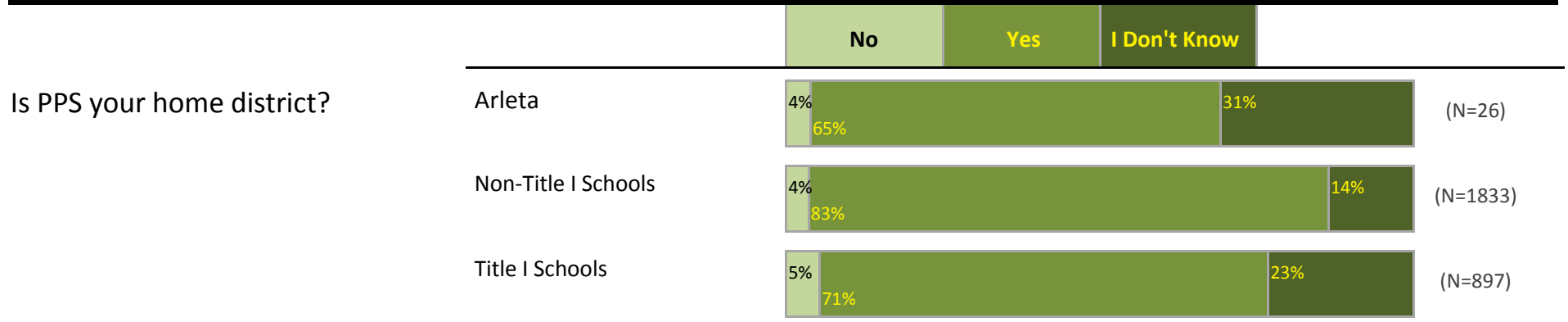
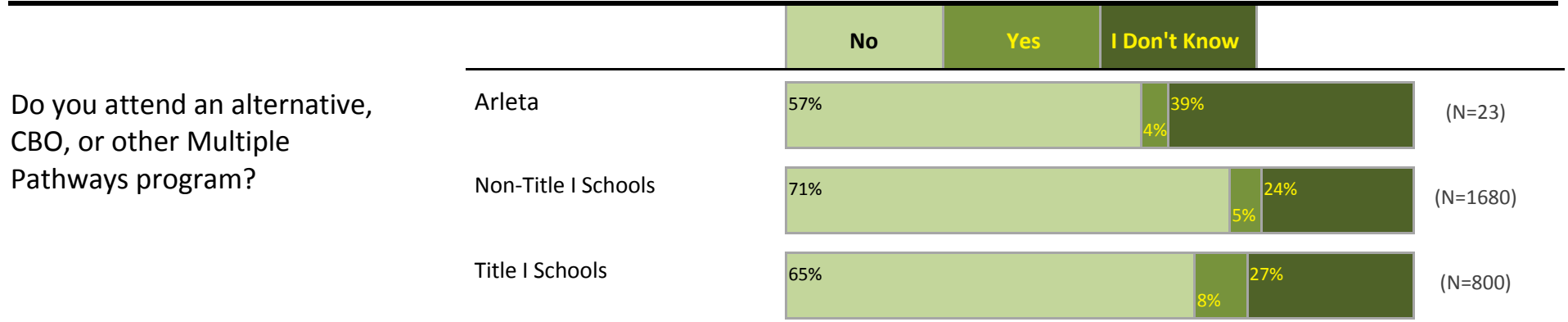

Arleta

Page 22



## Portland Public Schools Successful Schools Survey Middle Grades Student Responses 2014-15

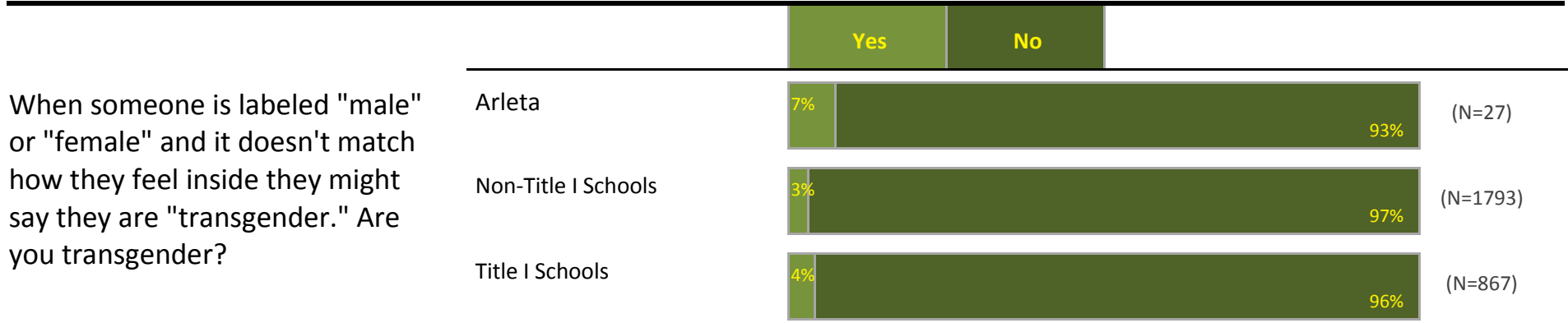

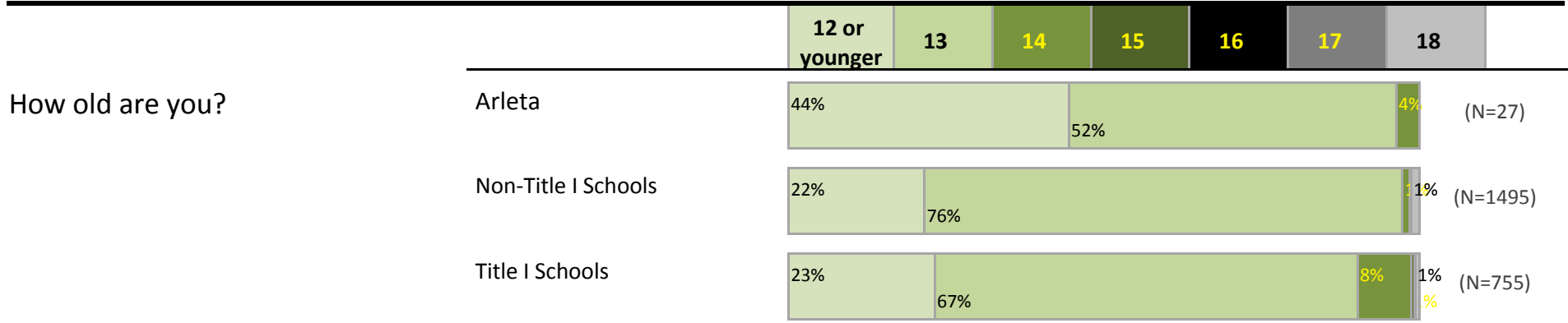
Arleta



# Portland Public Schools Successful Schools Survey

## Middle Grades Student Responses 2014-15

Arleta





# Portland Public Schools Successful Schools Survey

## Middle Grades Student Responses 2014-15

### Arleta

Which of the following best describes you?

Total Students: 32

(Because students could select more than one category, totals will exceed 100%.)

Heterosexual (straight)	47%
Gay or Lesbian	3%
Bisexual	9%
Transgender	0%
Queer	0%
Not sure or Questioning	6%
Decline to respond	6%
Other	6%
Blank	28%

Are you in an optional program?

Access at Rose City Park	1
Chinese Immersion	0
Experiential Learning Environment	0
Japanese Immersion	0
Russian Immersion	0
Spanish Immersion	2
Special Focus - Arts	0
Special Focus - CTE	0
Special Focus - History	1
Special Focus - Science	0
Special Focus - Dual Credit	0
Special Focus - Environmental Studies	0
Vietnamese Immersion	1
Winterhaven Special Focus - Math and Science	0
Other	10

# Portland Public Schools Successful Schools Survey

## Middle Grades Student Responses 2014-15

Arleta

Page 26

What races/ethnicities do you consider yourself?

Total Students: 32

*(Because students could select more than one category, totals will exceed 100%.)*

African American .....	16%
African .....	0%
Burundian .....	0%
Eritrean .....	0%
Ethiopian .....	0%
Somali .....	0%
Other African .....	9%
Other Black	
Caribbean Islands .....	6%
Other Black .....	6%
American Indian/Alaska Native .....	6%
Alaska Native .....	0%
Burns Paiute Tribe .....	0%
Confederated Tribes of the Coos, Lower Umpqua & Siuslaw Indians .....	0%
Confederated Tribes of the Grand Ronde Community of Oregon .....	0%
Confederated Tribes of Siletz Indians .....	0%
Confederated Tribes of the Umatilla Indian Reservation Indians .....	0%
Confederated Tribes of Warm Springs .....	0%
Coquille Indian Tribe .....	0%

American Indian/Alaska Native (continued)	
Cow Creek Band of Umpqua Tribe of Indians .....	0%
Klamath Tribes .....	3%
Other American Indian Tribe/Nation .....	6%
Native/Indigenous to Canada .....	0%
Asian .....	6%
Asian Indian .....	0%
Burmese .....	0%
Cambodian .....	3%
Chinese .....	3%
Filipino .....	0%
Hmong .....	0%
Japanese .....	0%
Karen .....	0%
Korean .....	0%
Laotian .....	0%
Mien .....	0%
Nepali .....	0%
Thai .....	0%
Tibetan .....	0%
Vietnamese .....	9%
Other Asian .....	3%

# Portland Public Schools Successful Schools Survey

## Middle Grades Student Responses 2014-15

Arleta

What races/ethnicities do you consider yourself?

Total Students: 32

(Because students could select more than one category, totals will exceed 100%.)

Hispanic/Latino .....	6%
Caribbean Islands .....	6%
Central American Countries .....	0%
Indigenous Mexican, Central American or South American .....	0%
Mexican .....	19%
South American Countries .....	0%
Other Hispanic/Latino .....	0%
Middle Eastern/North African .....	0%
Pacific Islander .....	0%
Chuukese .....	0%
Guamanian or Chamorro .....	0%
Micronesian .....	0%
Native Hawaiian .....	6%
Samoan .....	0%
Tongan .....	0%
Other Pacific Islander .....	0%
White .....	34%
Romanian .....	0%
Russian .....	0%
Ukrainian .....	6%
European Countries .....	13%
Other White .....	9%
Blank .....	13%