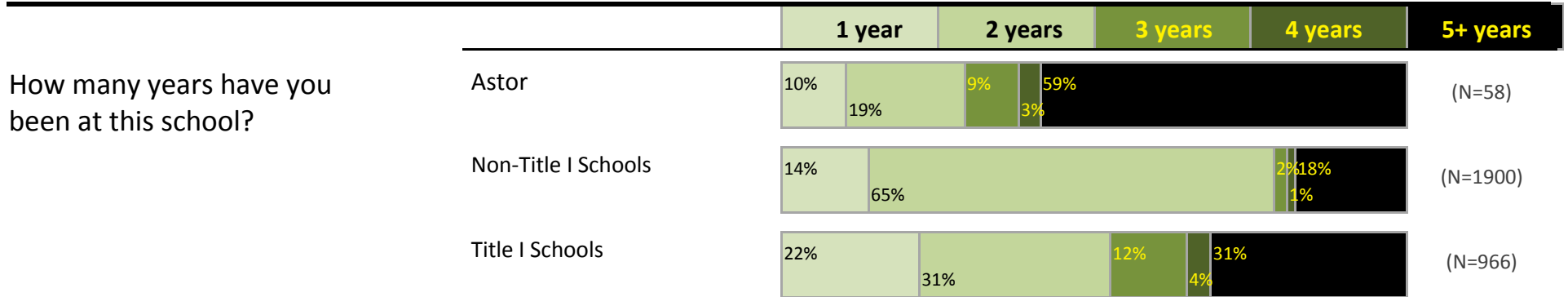
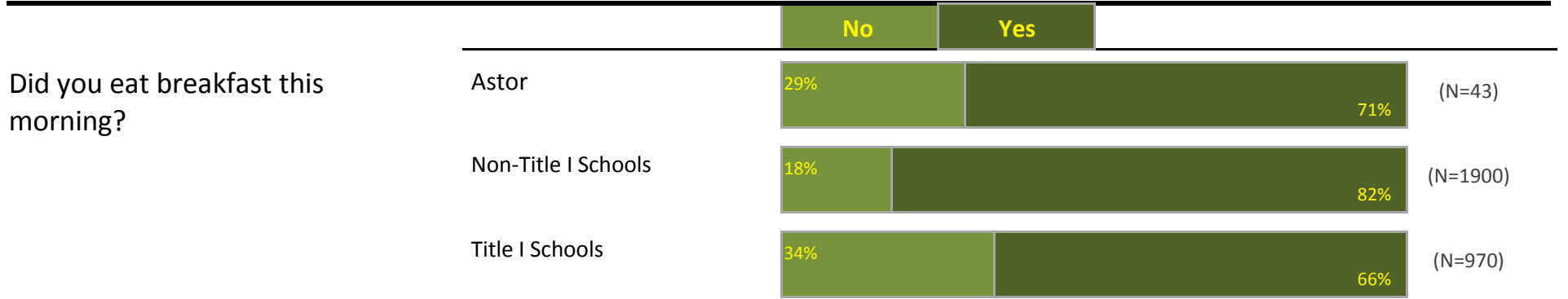
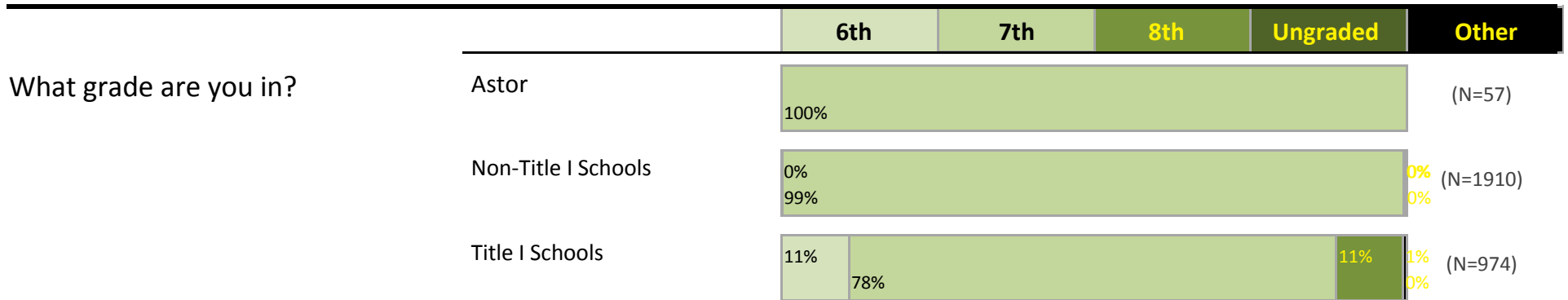


# Portland Public Schools Successful Schools Survey

## Middle Grades Student Responses 2014-15

Astor

Page 1

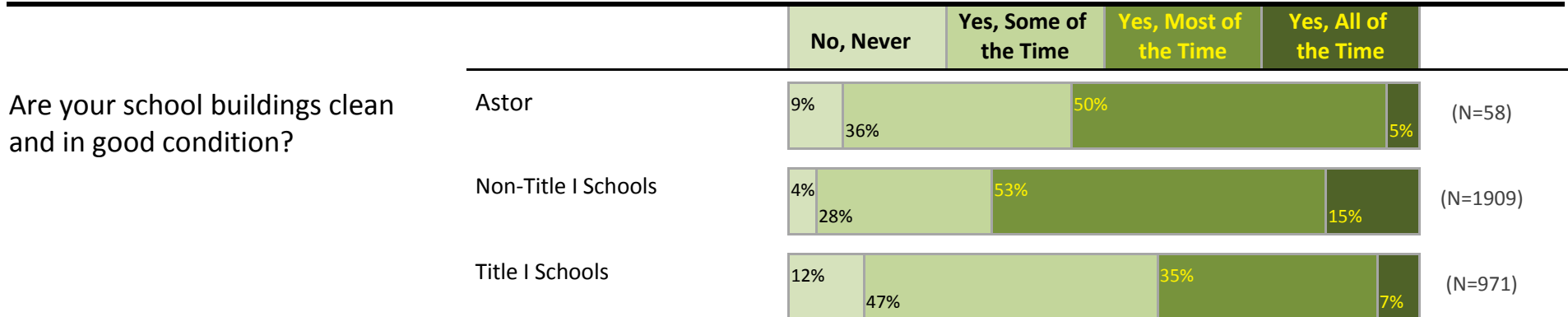
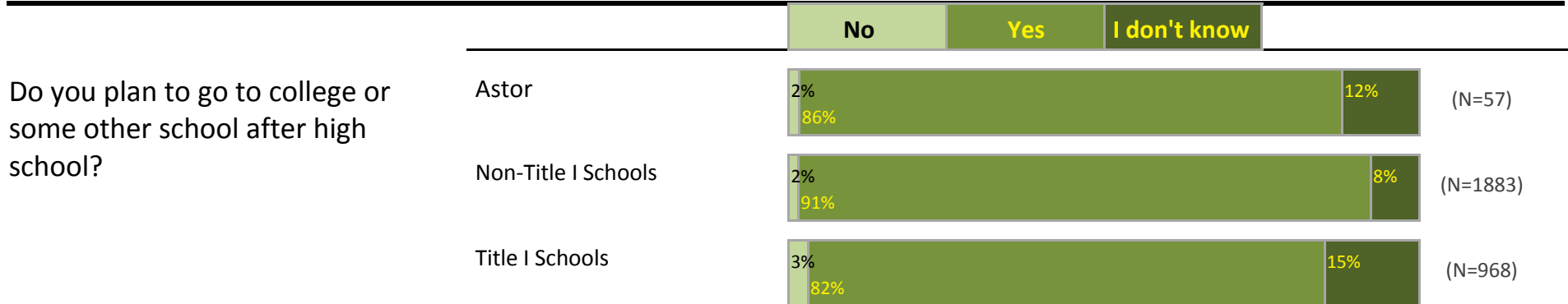



# Portland Public Schools Successful Schools Survey

## Middle Grades Student Responses 2014-15

Astor

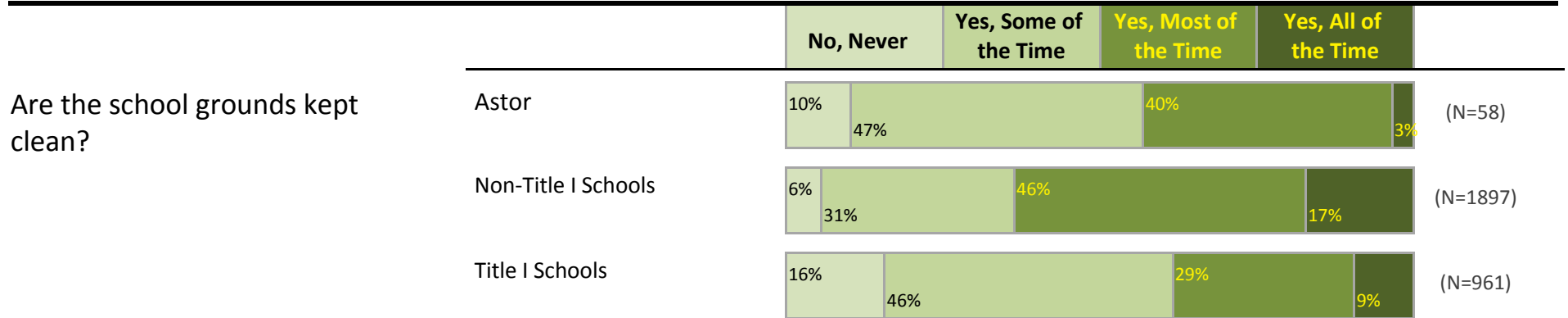
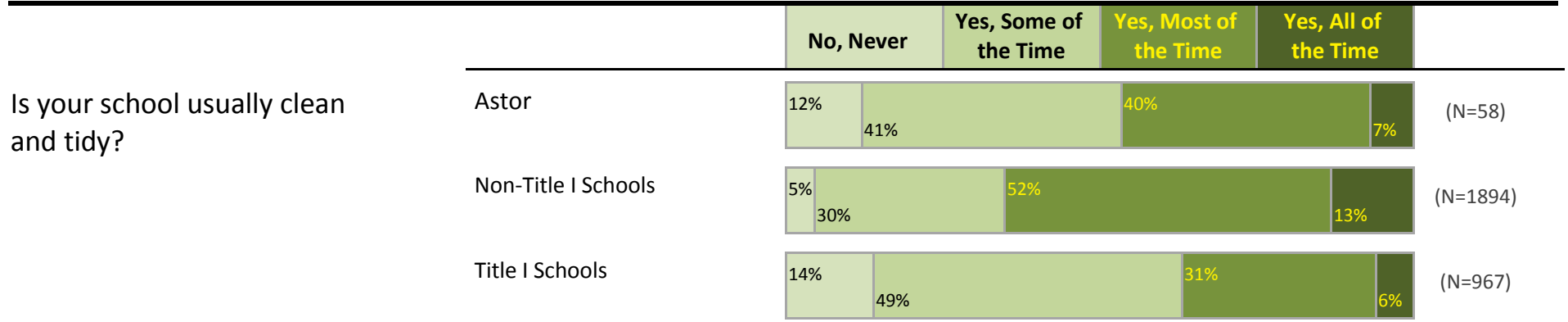
Page 2



## Portland Public Schools Successful Schools Survey Middle Grades Student Responses 2014-15

Astor

Page 3



**Portland Public Schools Successful Schools Survey**  
**Middle Grades Student Responses 2014-15**

**Astor**

In the past 30 days, did you miss school for any of the following reasons?




Total Students: 58

(Because students could select more than one category, totals will exceed 100%.)

Does not apply, I didn't miss any school. ....	38%
Illness (feeling physically sick), including problems with breathing or your teeth. ....	41%
Felt very sad, hopeless, anxious, stressed, or angry. ....	5%
Didn't get enough sleep. ....	10%
Didn't feel safe at school. ....	10%
Had to work. ....	2%
Had to take care of or help a family member or friend. ....	7%
Wanted to spend time with friends who don't go to your school. ....	7%
Wanted to use alcohol or drugs. ....	0%
Were behind in schoolwork or weren't prepared for a test or class assignment. ....	3%
Were bored with or uninterested in school. ....	3%
Were suspended. ....	5%
Other reason. ....	21%
Blank .....	0%

## Portland Public Schools Successful Schools Survey Middle Grades Student Responses 2014-15




Astor



## Portland Public Schools Successful Schools Survey Middle Grades Student Responses 2014-15

Astor




Page 6



## Portland Public Schools Successful Schools Survey Middle Grades Student Responses 2014-15

Astor




Page 7



## Portland Public Schools Successful Schools Survey Middle Grades Student Responses 2014-15

Astor




Page 8





## Portland Public Schools Successful Schools Survey Middle Grades Student Responses 2014-15

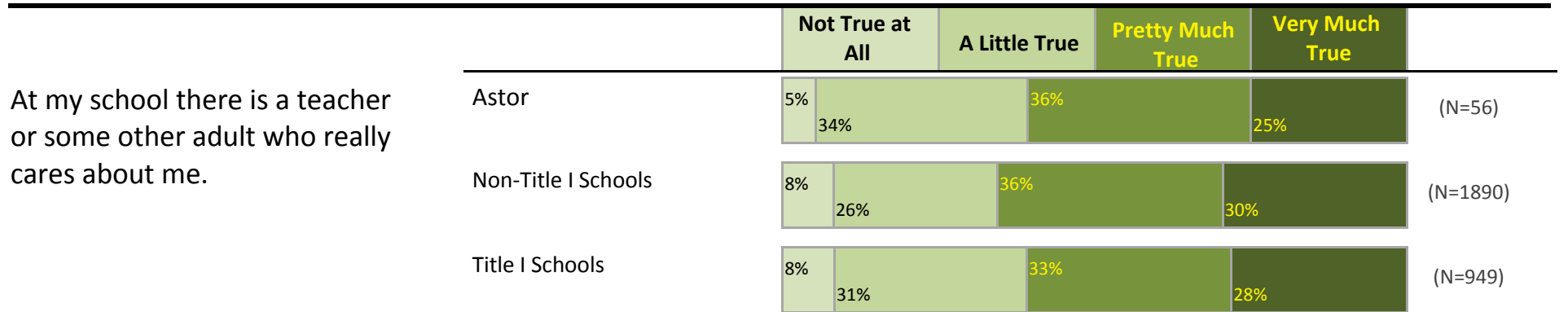


Astor



## Portland Public Schools Successful Schools Survey Middle Grades Student Responses 2014-15

Astor

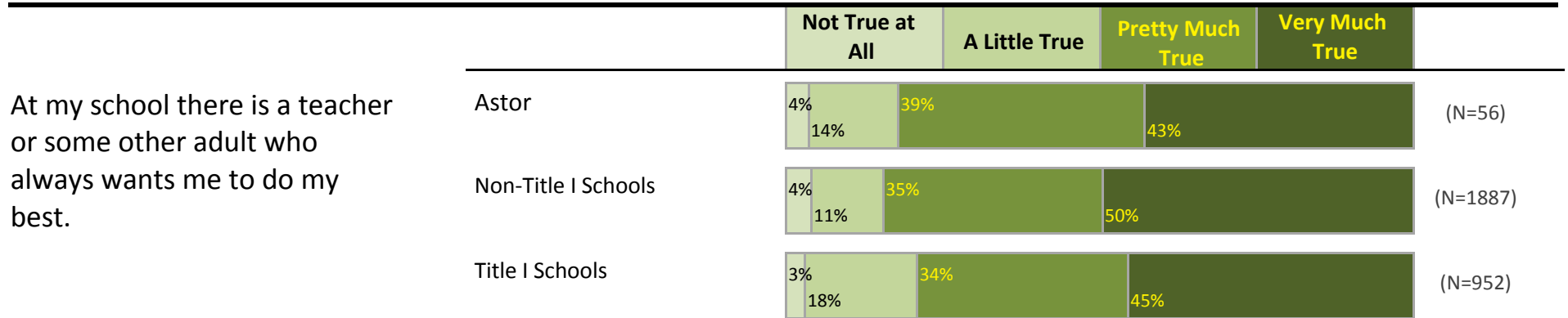

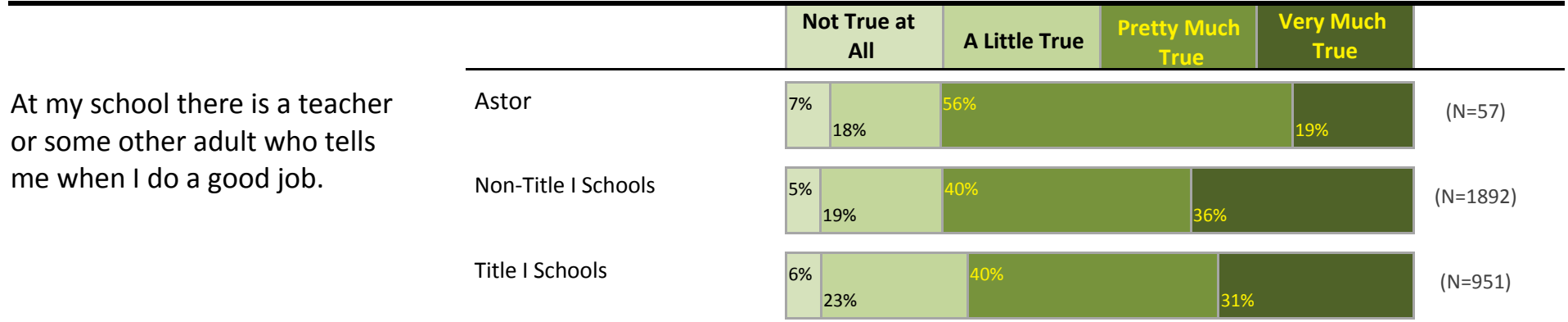
Page 10



## Portland Public Schools Successful Schools Survey Middle Grades Student Responses 2014-15

Astor


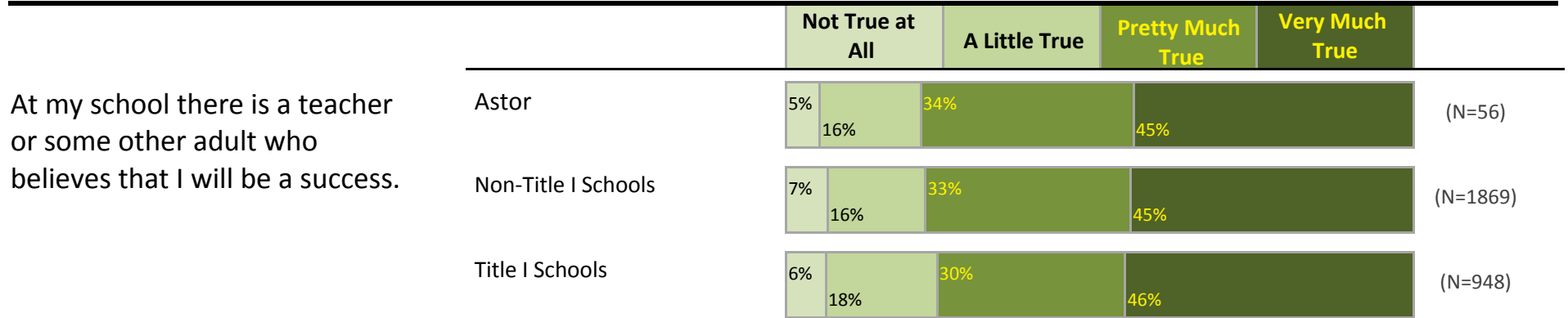
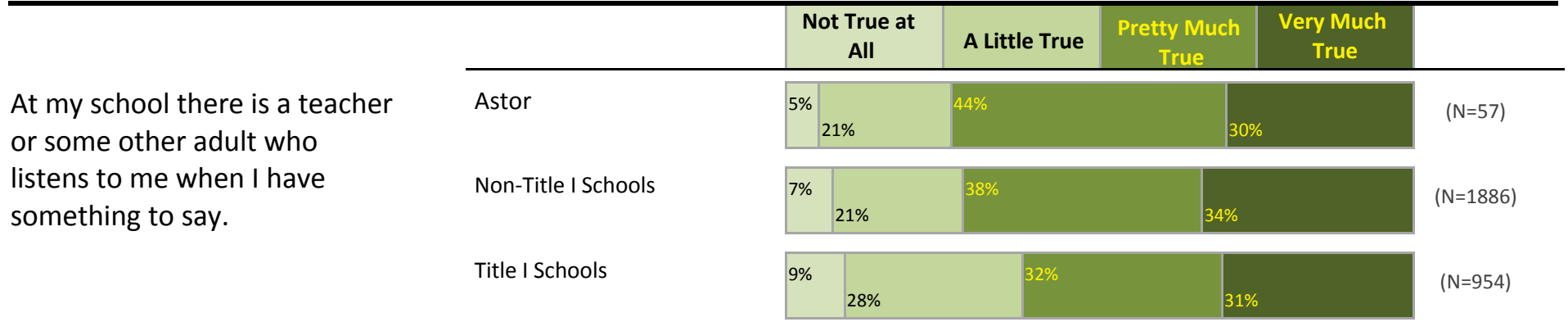
Page 11



## Portland Public Schools Successful Schools Survey Middle Grades Student Responses 2014-15

Astor

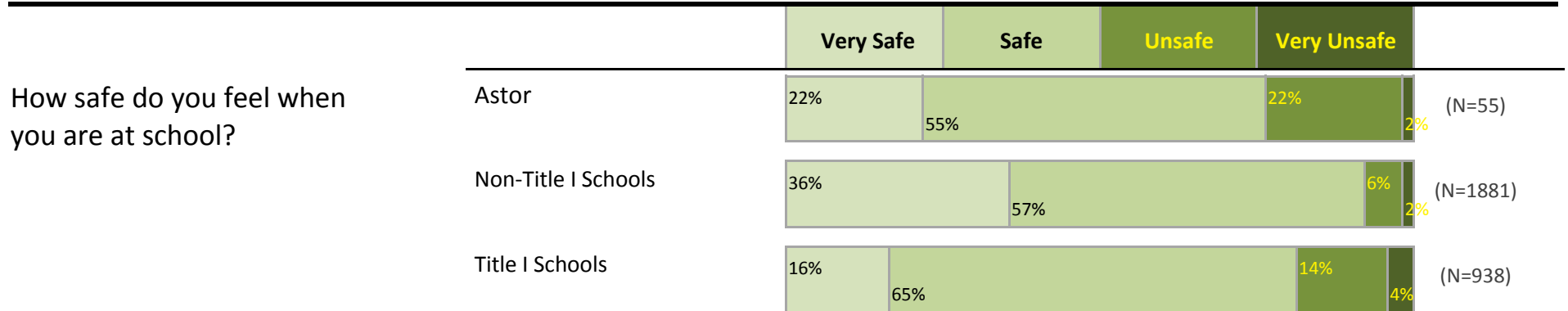


Page 12



## Portland Public Schools Successful Schools Survey Middle Grades Student Responses 2014-15

Astor

Page 13

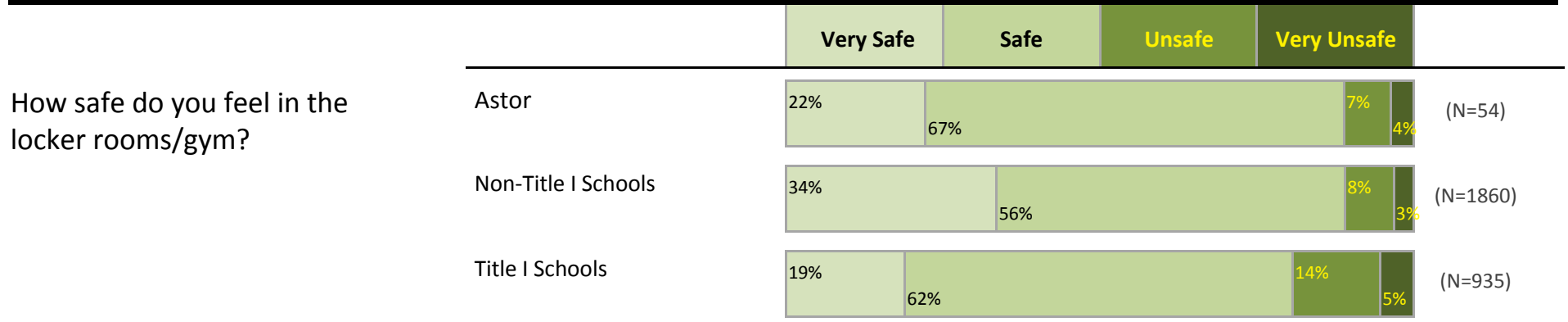
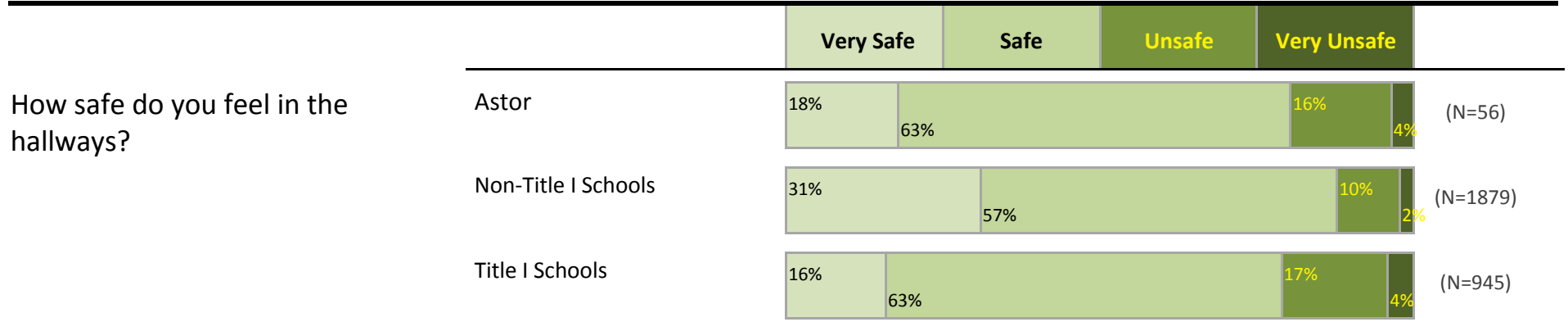
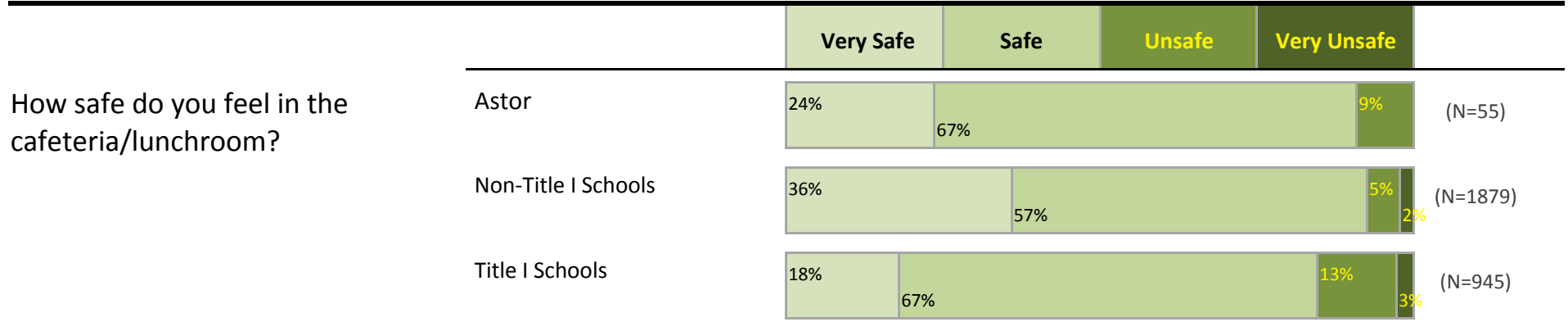


# Portland Public Schools Successful Schools Survey

## Middle Grades Student Responses 2014-15

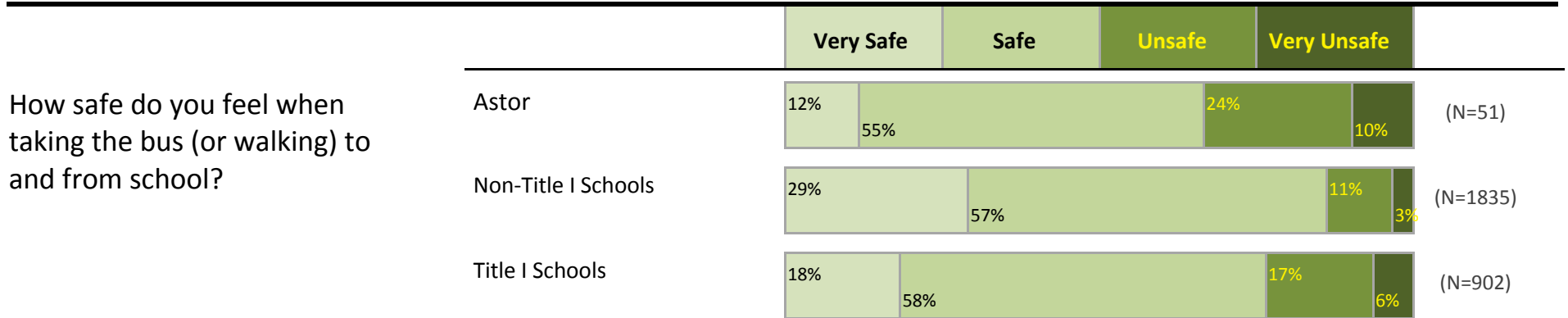
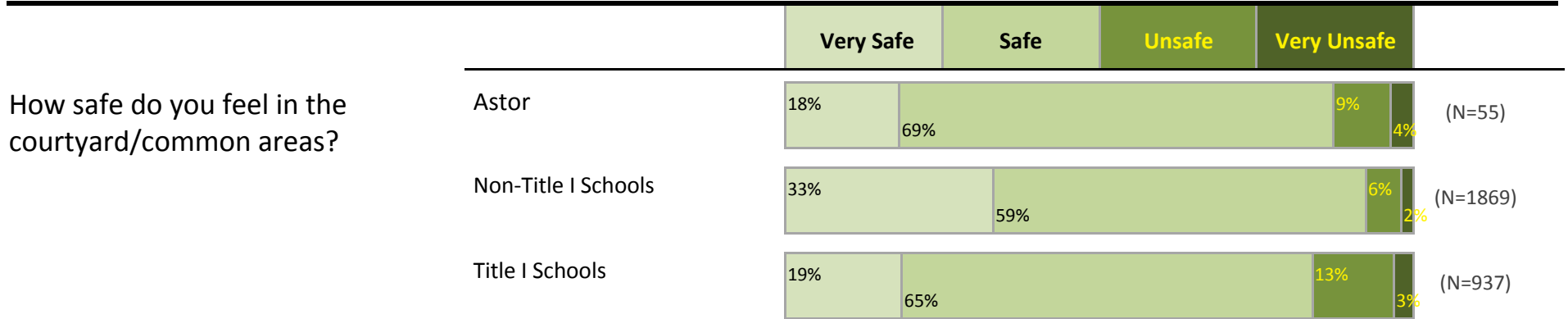

Astor

Page 14



## Portland Public Schools Successful Schools Survey Middle Grades Student Responses 2014-15




Astor



# Portland Public Schools Successful Schools Survey

## Middle Grades Student Responses 2014-15

Astor








## Portland Public Schools Successful Schools Survey Middle Grades Student Responses 2014-15




Astor

Page 17



## Portland Public Schools Successful Schools Survey Middle Grades Student Responses 2014-15




Astor



# Portland Public Schools Successful Schools Survey




## Middle Grades Student Responses 2014-15

Astor



## Portland Public Schools Successful Schools Survey Middle Grades Student Responses 2014-15




Astor



# Portland Public Schools Successful Schools Survey

## Middle Grades Student Responses 2014-15




Astor



## Portland Public Schools Successful Schools Survey Middle Grades Student Responses 2014-15

Astor

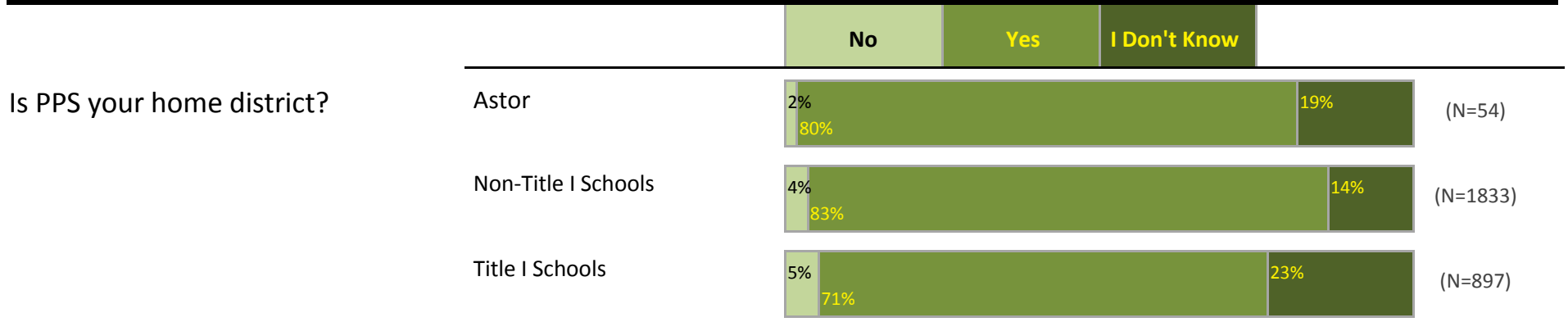
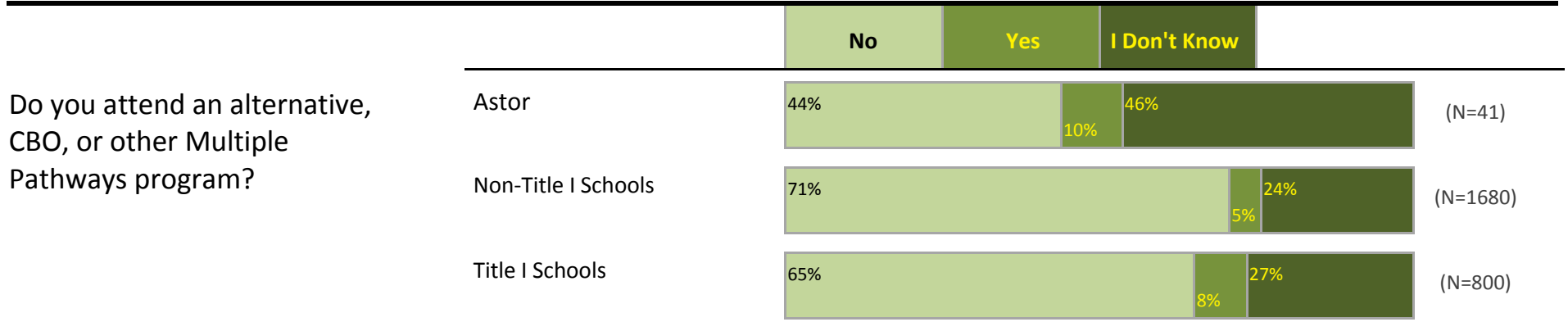

Page 22



# Portland Public Schools Successful Schools Survey

## Middle Grades Student Responses 2014-15



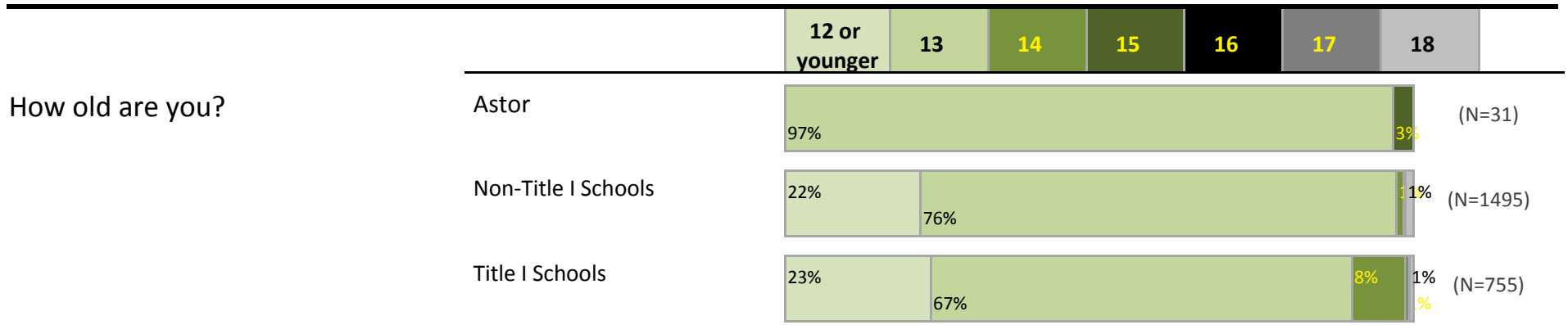
Astor



# Portland Public Schools Successful Schools Survey

## Middle Grades Student Responses 2014-15

Astor





# Portland Public Schools Successful Schools Survey

## Middle Grades Student Responses 2014-15

**Astor**

Which of the following best describes you?

Total Students: 58

(Because students could select more than one category, totals will exceed 100%.)

Heterosexual (straight)	52%
Gay or Lesbian	0%
Bisexual	7%
Transgender	0%
Queer	0%
Not sure or Questioning	16%
Decline to respond	12%
Other	0%
Blank	21%

Are you in an optional program?

Access at Rose City Park	0
Chinese Immersion	0
Experiential Learning Environment	0
Japanese Immersion	0
Russian Immersion	0
Spanish Immersion	3
Special Focus - Arts	2
Special Focus - CTE	0
Special Focus - History	0
Special Focus - Science	0
Special Focus - Dual Credit	0
Special Focus - Environmental Studies	0
Vietnamese Immersion	0
Winterhaven Special Focus - Math and Science	0
Other	8

# Portland Public Schools Successful Schools Survey

## Middle Grades Student Responses 2014-15

Astor

Page 26

What races/ethnicities do you consider yourself?

Total Students: 58

*(Because students could select more than one category, totals will exceed 100%.)*

African American .....	14%
African .....	2%
Burundian .....	2%
Eritrean .....	2%
Ethiopian .....	0%
Somali .....	2%
Other African .....	2%
Other Black	
Caribbean Islands .....	3%
Other Black .....	0%
American Indian/Alaska Native .....	2%
Alaska Native .....	2%
Burns Paiute Tribe .....	0%
Confederated Tribes of the Coos, Lower Umpqua & Siuslaw Indians .....	0%
Confederated Tribes of the Grand Ronde Community of Oregon .....	0%
Confederated Tribes of Siletz Indians .....	0%
Confederated Tribes of the Umatilla Indian Reservation Indians .....	0%
Confederated Tribes of Warm Springs .....	0%
Coquille Indian Tribe .....	0%

American Indian/Alaska Native (continued)	
Cow Creek Band of Umpqua Tribe of Indians .....	2%
Klamath Tribes .....	0%
Other American Indian Tribe/Nation .....	12%
Native/Indigenous to Canada .....	0%
Asian .....	0%
Asian Indian .....	2%
Burmese .....	0%
Cambodian .....	0%
Chinese .....	0%
Filipino .....	3%
Hmong .....	3%
Japanese .....	2%
Karen .....	0%
Korean .....	0%
Laotian .....	0%
Mien .....	0%
Nepali .....	0%
Thai .....	2%
Tibetan .....	0%
Vietnamese .....	0%
Other Asian .....	2%

# Portland Public Schools Successful Schools Survey

## Middle Grades Student Responses 2014-15

**Astor**

What races/ethnicities do you consider yourself?

Total Students: 58

(Because students could select more than one category, totals will exceed 100%.)

Hispanic/Latino .....	5%
Caribbean Islands .....	3%
Central American Countries .....	0%
Indigenous Mexican, Central American or South American .....	3%
Mexican .....	10%
South American Countries .....	0%
Other Hispanic/Latino .....	5%
Middle Eastern/North African .....	2%
Pacific Islander .....	2%
Chuukese .....	0%
Guamanian or Chamorro .....	0%
Micronesian .....	0%
Native Hawaiian .....	2%
Samoan .....	2%
Tongan .....	2%
Other Pacific Islander .....	2%
White .....	36%
Romanian .....	0%
Russian .....	3%
Ukrainian .....	0%
European Countries .....	14%
Other White .....	24%
Blank .....	17%