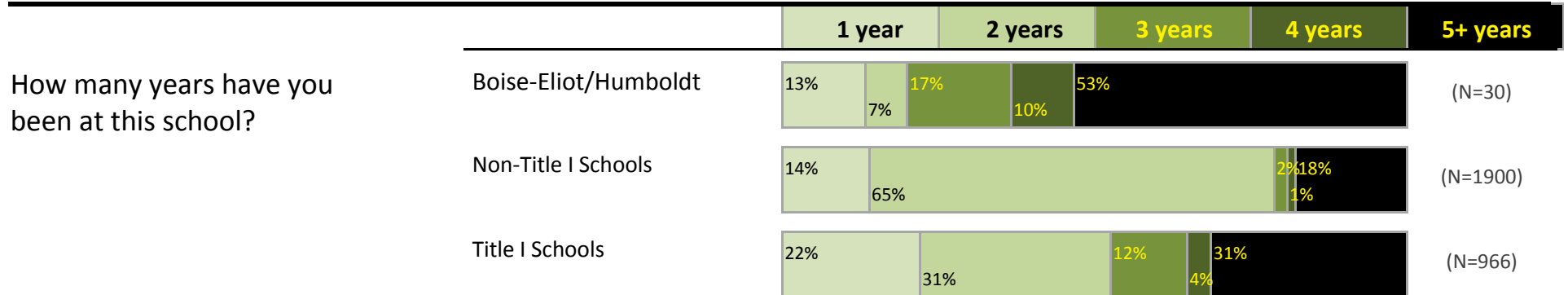
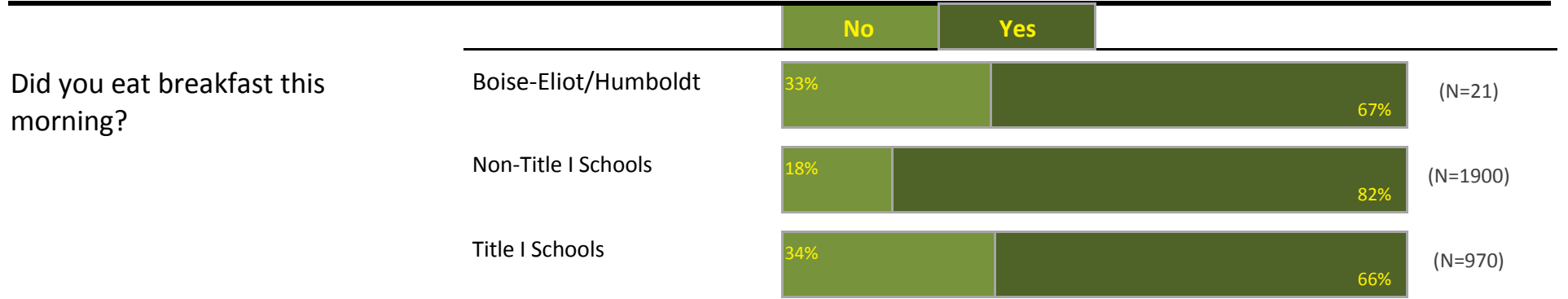



Portland Public Schools Successful Schools Survey

Middle Grades Student Responses 2014-15

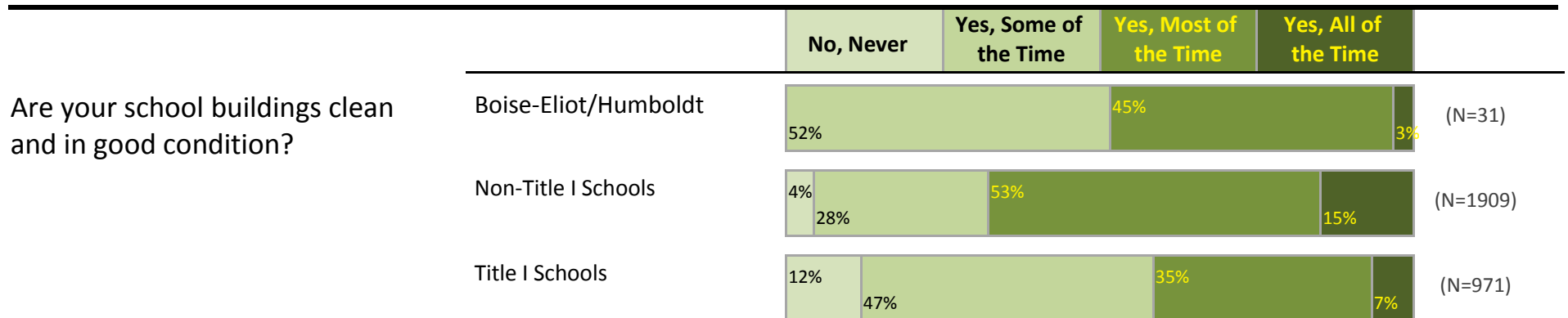
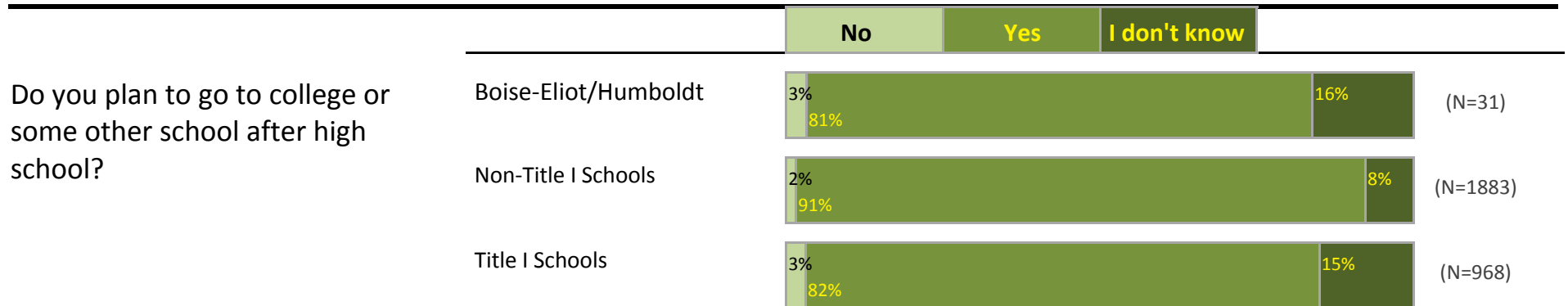
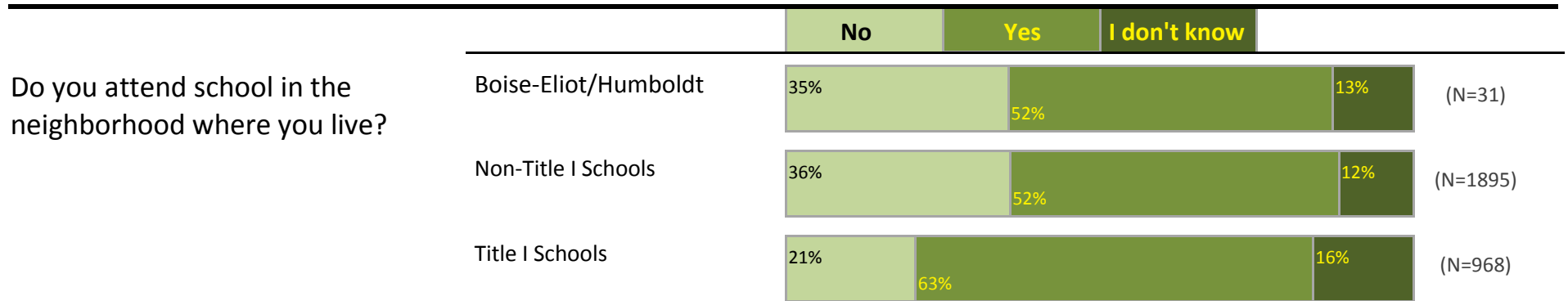
Boise-Eliot/Humboldt



Portland Public Schools Successful Schools Survey

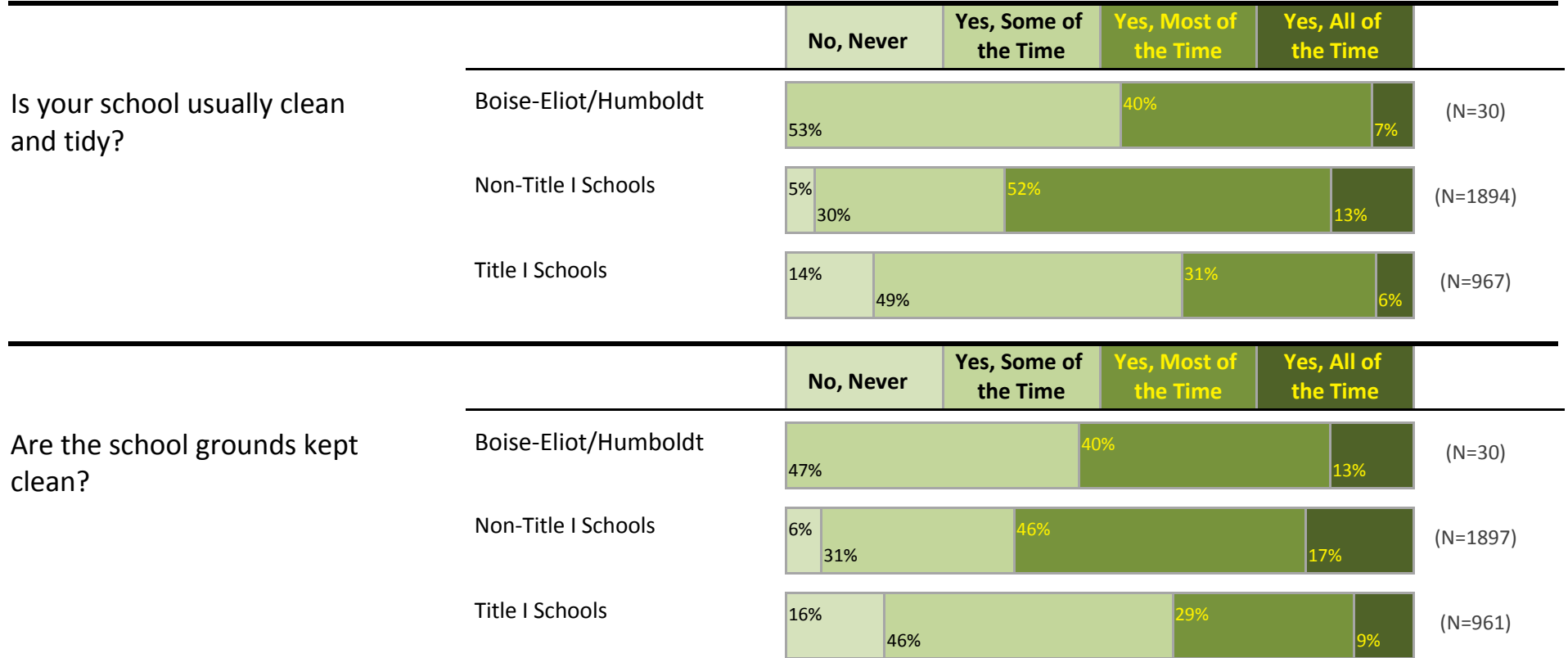
Middle Grades Student Responses 2014-15

Boise-Eliot/Humboldt



Portland Public Schools Successful Schools Survey Middle Grades Student Responses 2014-15

Boise-Eliot/Humboldt



Portland Public Schools Successful Schools Survey
Middle Grades Student Responses 2014-15

Boise-Eliot/Humboldt

In the past 30 days, did you miss school for any of the following reasons?




Total Students: 31

(Because students could select more than one category, totals will exceed 100%.)

Does not apply, I didn't miss any school.	39%
Illness (feeling physically sick), including problems with breathing or your teeth.	39%
Felt very sad, hopeless, anxious, stressed, or angry.	10%
Didn't get enough sleep.	13%
Didn't feel safe at school.	0%
Had to work.	0%
Had to take care of or help a family member or friend.	16%
Wanted to spend time with friends who don't go to your school.	0%
Wanted to use alcohol or drugs.	0%
Were behind in schoolwork or weren't prepared for a test or class assignment.	6%
Were bored with or uninterested in school.	3%
Were suspended.	10%
Other reason.	23%
Blank	0%




Portland Public Schools Successful Schools Survey Middle Grades Student Responses 2014-15

Boise-Eliot/Humboldt






Portland Public Schools Successful Schools Survey Middle Grades Student Responses 2014-15

Boise-Eliot/Humboldt






Portland Public Schools Successful Schools Survey Middle Grades Student Responses 2014-15

Boise-Eliot/Humboldt






Portland Public Schools Successful Schools Survey Middle Grades Student Responses 2014-15

Boise-Eliot/Humboldt






Portland Public Schools Successful Schools Survey Middle Grades Student Responses 2014-15

Boise-Eliot/Humboldt



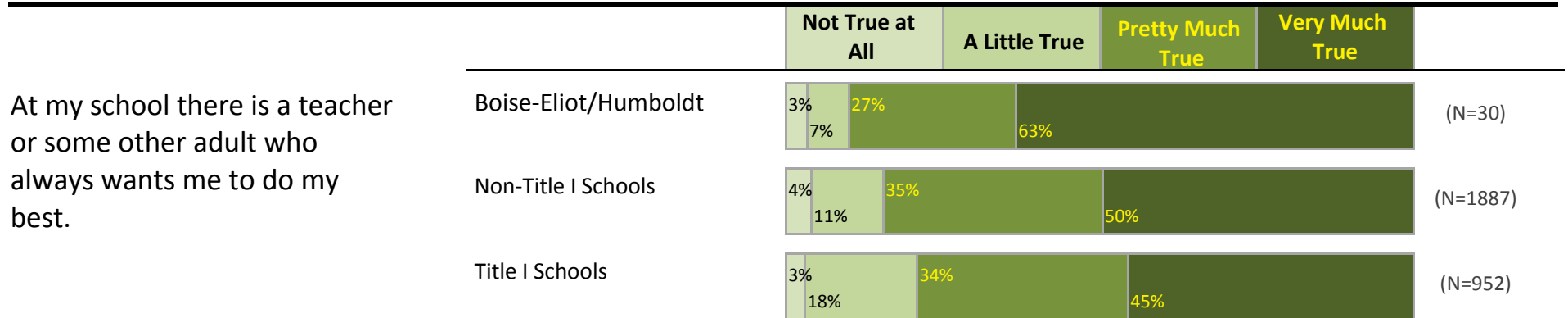

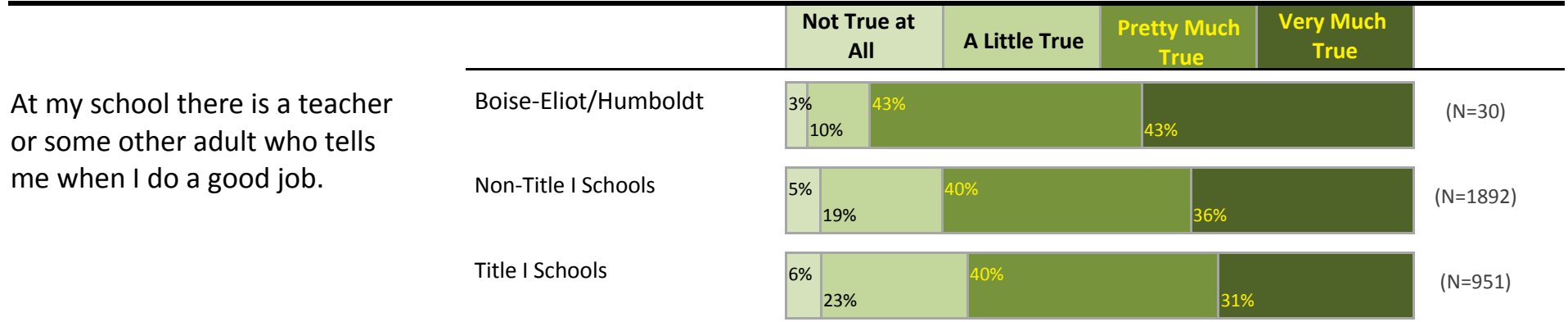
Portland Public Schools Successful Schools Survey Middle Grades Student Responses 2014-15

Boise-Eliot/Humboldt




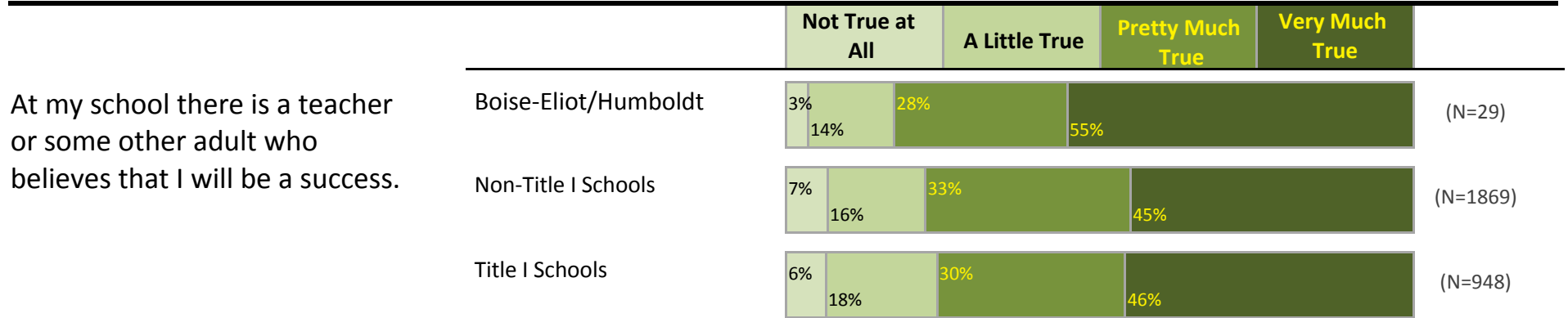
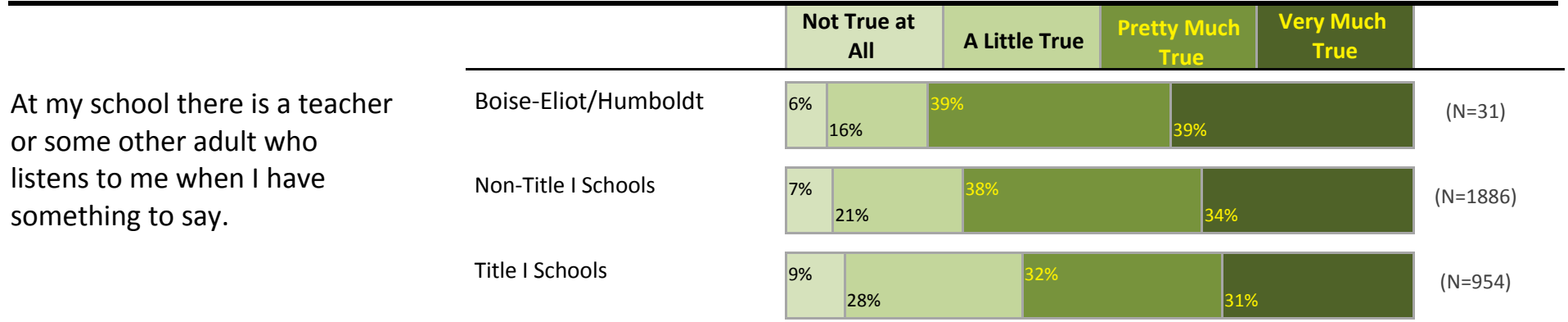
Portland Public Schools Successful Schools Survey Middle Grades Student Responses 2014-15

Boise-Eliot/Humboldt






Portland Public Schools Successful Schools Survey Middle Grades Student Responses 2014-15

Boise-Eliot/Humboldt



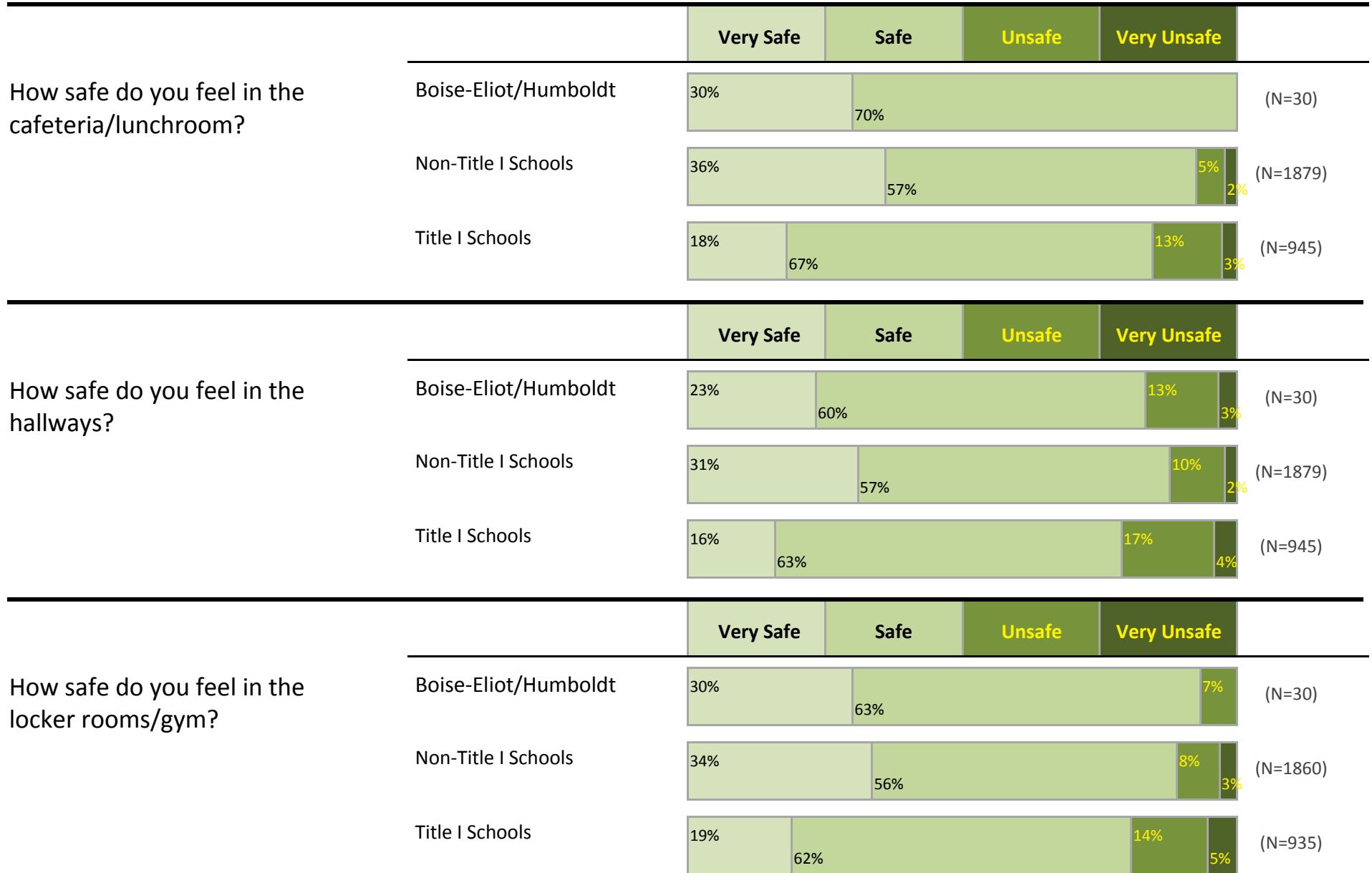
Portland Public Schools Successful Schools Survey Middle Grades Student Responses 2014-15

Boise-Eliot/Humboldt




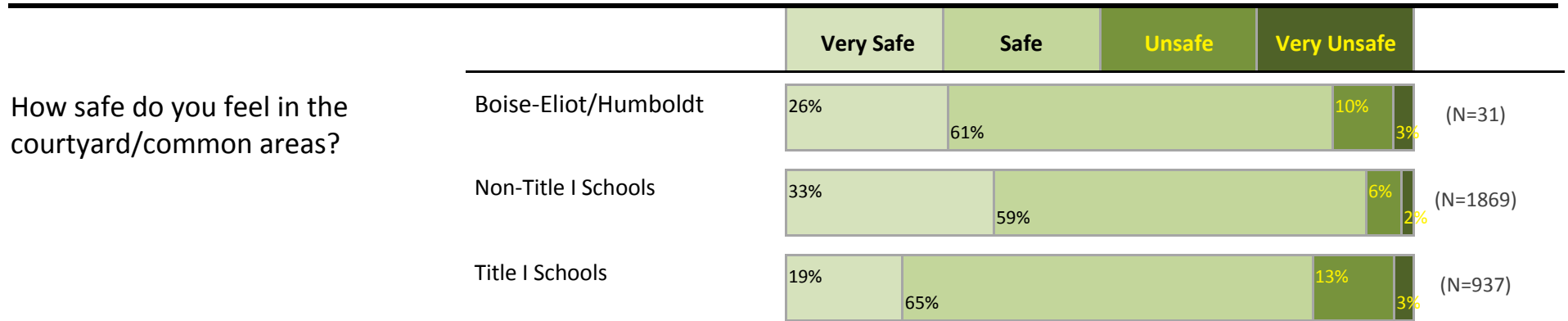

Portland Public Schools Successful Schools Survey Middle Grades Student Responses 2014-15

Boise-Eliot/Humboldt






Portland Public Schools Successful Schools Survey Middle Grades Student Responses 2014-15

Boise-Eliot/Humboldt






Portland Public Schools Successful Schools Survey Middle Grades Student Responses 2014-15

Boise-Eliot/Humboldt



Portland Public Schools Successful Schools Survey Middle Grades Student Responses 2014-15




Boise-Eliot/Humboldt



Portland Public Schools Successful Schools Survey




Middle Grades Student Responses 2014-15

Boise-Eliot/Humboldt






Portland Public Schools Successful Schools Survey Middle Grades Student Responses 2014-15

Boise-Eliot/Humboldt



Portland Public Schools Successful Schools Survey Middle Grades Student Responses 2014-15




Boise-Eliot/Humboldt



Portland Public Schools Successful Schools Survey

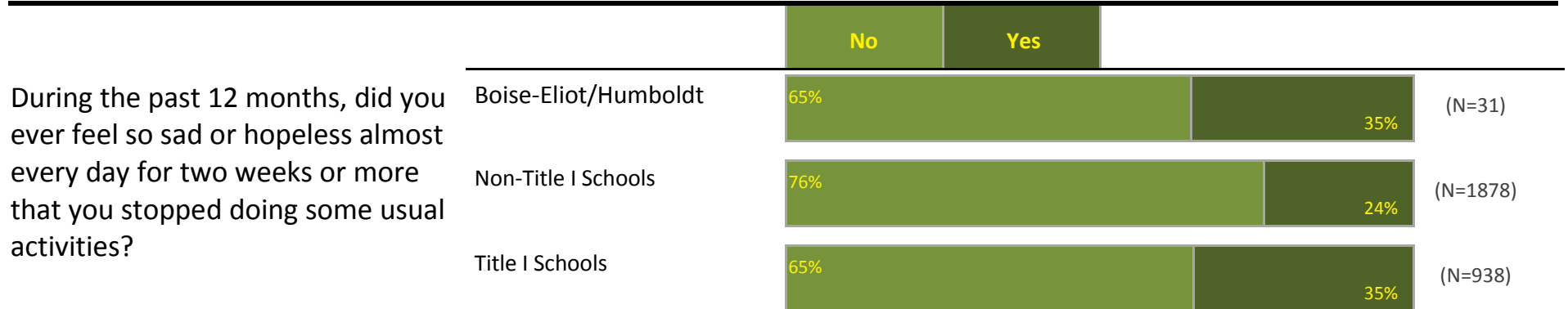


Middle Grades Student Responses 2014-15

Boise-Eliot/Humboldt



Portland Public Schools Successful Schools Survey Middle Grades Student Responses 2014-15

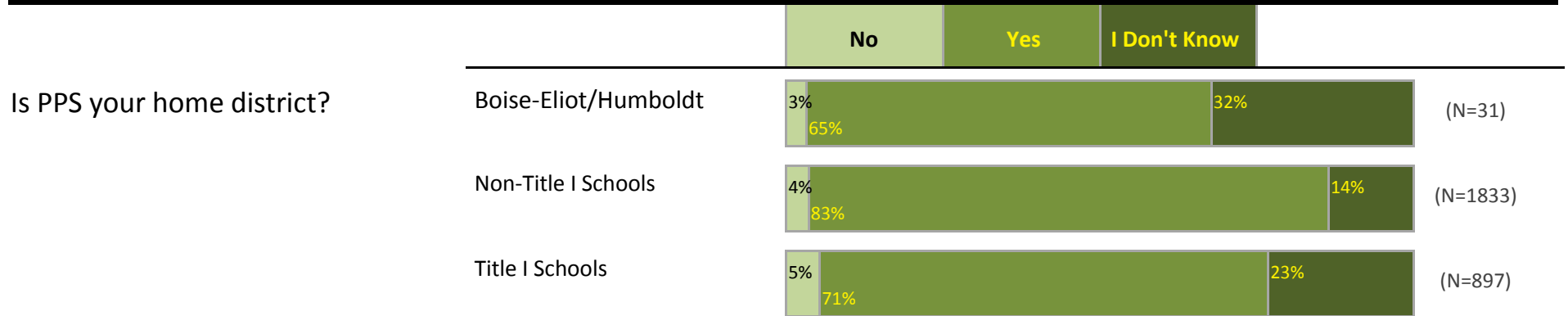


Boise-Eliot/Humboldt



Portland Public Schools Successful Schools Survey

Middle Grades Student Responses 2014-15

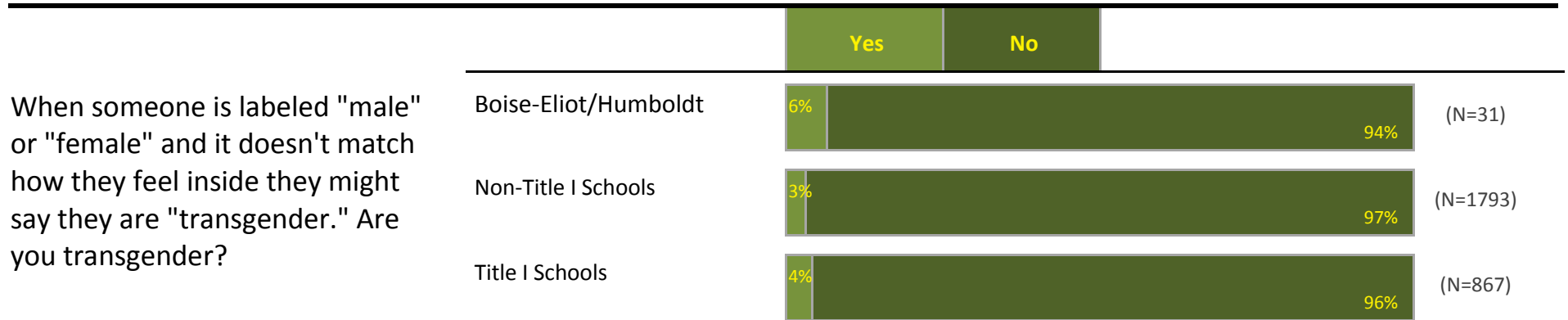

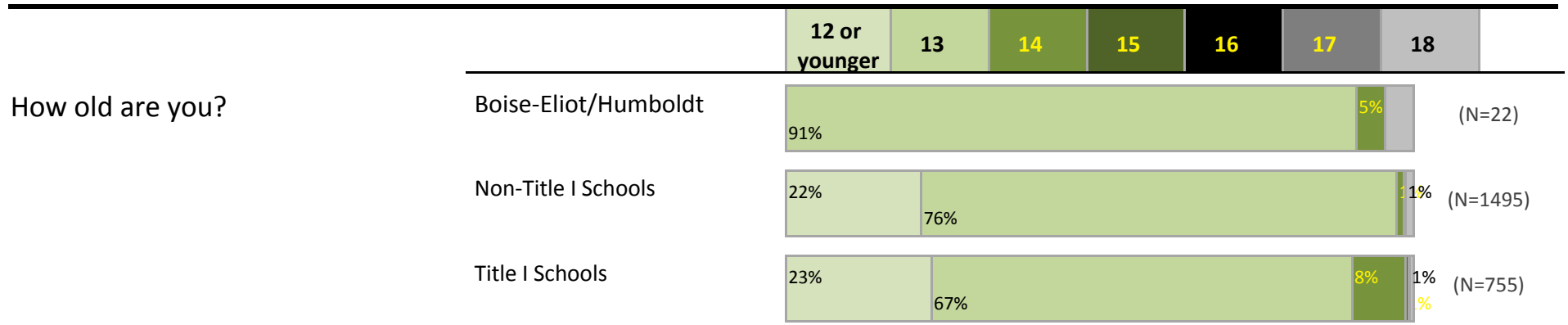
Boise-Eliot/Humboldt



Portland Public Schools Successful Schools Survey

Middle Grades Student Responses 2014-15

Boise-Eliot/Humboldt



Portland Public Schools Successful Schools Survey

Middle Grades Student Responses 2014-15

Boise-Eliot/Humboldt

Which of the following best describes you?

Total Students: 31

(Because students could select more than one category, totals will exceed 100%.)

Heterosexual (straight)	71%
Gay or Lesbian	0%
Bisexual	6%
Transgender	0%
Queer	0%
Not sure or Questioning	3%
Decline to respond	10%
Other	0%
Blank	13%

Are you in an optional program?

Access at Rose City Park	0
Chinese Immersion	2
Experiential Learning Environment	0
Japanese Immersion	0
Russian Immersion	0
Spanish Immersion	0
Special Focus - Arts	0
Special Focus - CTE	0
Special Focus - History	1
Special Focus - Science	0
Special Focus - Dual Credit	0
Special Focus - Environmental Studies	0
Vietnamese Immersion	0
Winterhaven Special Focus - Math and Science	0
Other	1

Portland Public Schools Successful Schools Survey

Middle Grades Student Responses 2014-15

Boise-Eliot/Humboldt

What races/ethnicities do you consider yourself?

Total Students: 31

(Because students could select more than one category, totals will exceed 100%.)

African American	65%
African	3%
Burundian	0%
Eritrean	0%
Ethiopian	6%
Somali	0%
Other African	10%
Other Black	
Caribbean Islands	0%
Other Black	6%
American Indian/Alaska Native	13%
Alaska Native	0%
Burns Paiute Tribe	0%
Confederated Tribes of the Coos, Lower Umpqua & Siuslaw Indians	3%
Confederated Tribes of the Grand Ronde Community of Oregon	0%
Confederated Tribes of Siletz Indians	0%
Confederated Tribes of the Umatilla Indian Reservation Indians	0%
Confederated Tribes of Warm Springs	0%
Coquille Indian Tribe	0%

American Indian/Alaska Native (continued)	
Cow Creek Band of Umpqua Tribe of Indians	0%
Klamath Tribes	0%
Other American Indian Tribe/Nation	13%
Native/Indigenous to Canada	6%
Asian	0%
Asian Indian	0%
Burmese	0%
Cambodian	0%
Chinese	0%
Filipino	0%
Hmong	3%
Japanese	0%
Karen	0%
Korean	3%
Laotian	0%
Mien	0%
Nepali	0%
Thai	0%
Tibetan	0%
Vietnamese	0%
Other Asian	0%

Portland Public Schools Successful Schools Survey

Middle Grades Student Responses 2014-15

Boise-Eliot/Humboldt

What races/ethnicities do you consider yourself?

Total Students: 31

(Because students could select more than one category, totals will exceed 100%.)

Hispanic/Latino	3%
Caribbean Islands	0%
Central American Countries	0%
Indigenous Mexican, Central American or South American	0%
Mexican	19%
South American Countries	0%
Other Hispanic/Latino	3%
Middle Eastern/North African	0%
Pacific Islander	0%
Chuukese	0%
Guamanian or Chamorro	0%
Micronesian	0%
Native Hawaiian	0%
Samoan	0%
Tongan	0%
Other Pacific Islander	0%
White	19%
Romanian	0%
Russian	3%
Ukrainian	0%
European Countries	6%
Other White	26%
Blank	0%