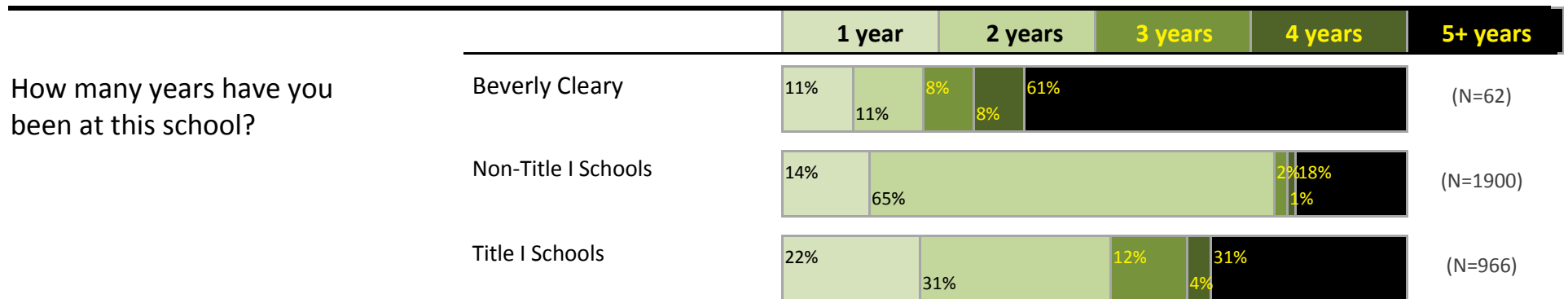
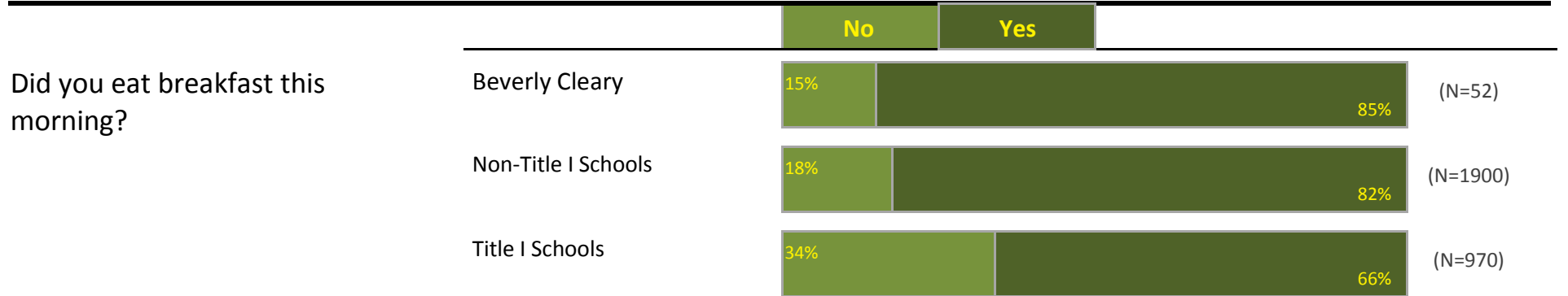
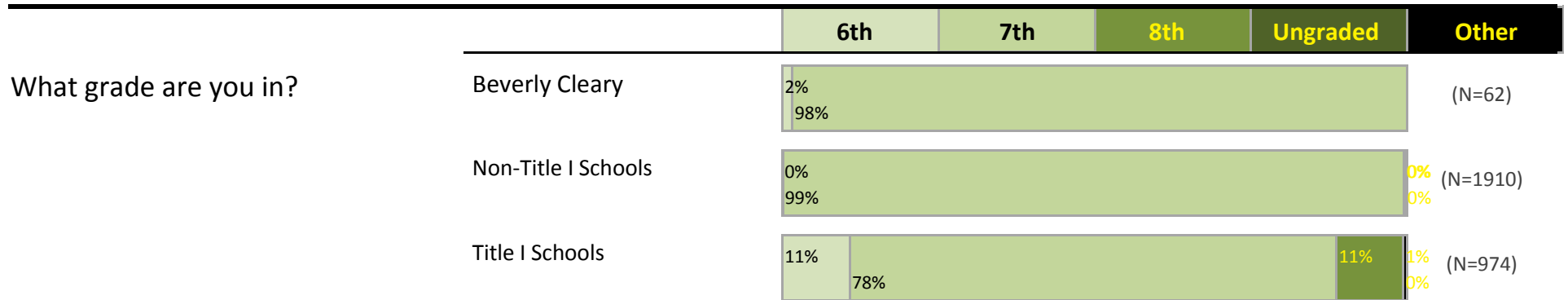


Portland Public Schools Successful Schools Survey

Middle Grades Student Responses 2014-15

Beverly Cleary

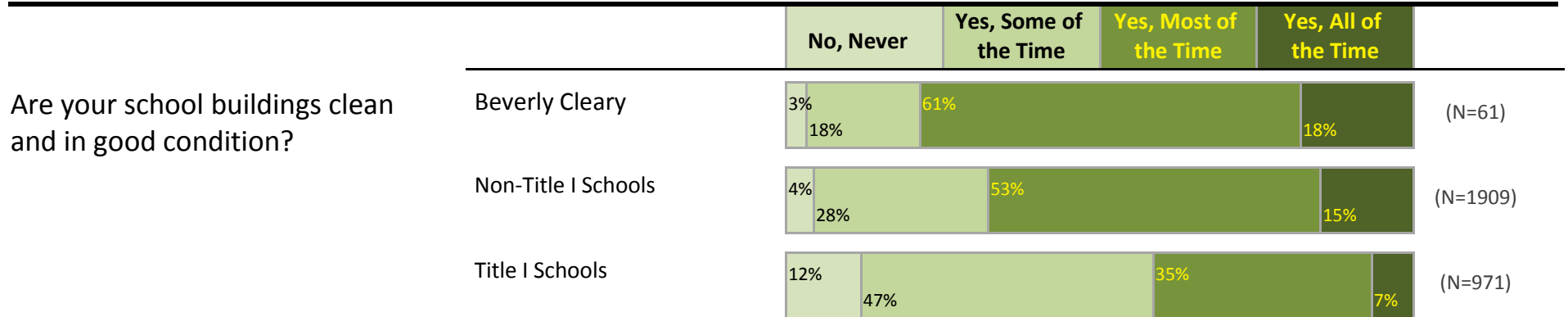
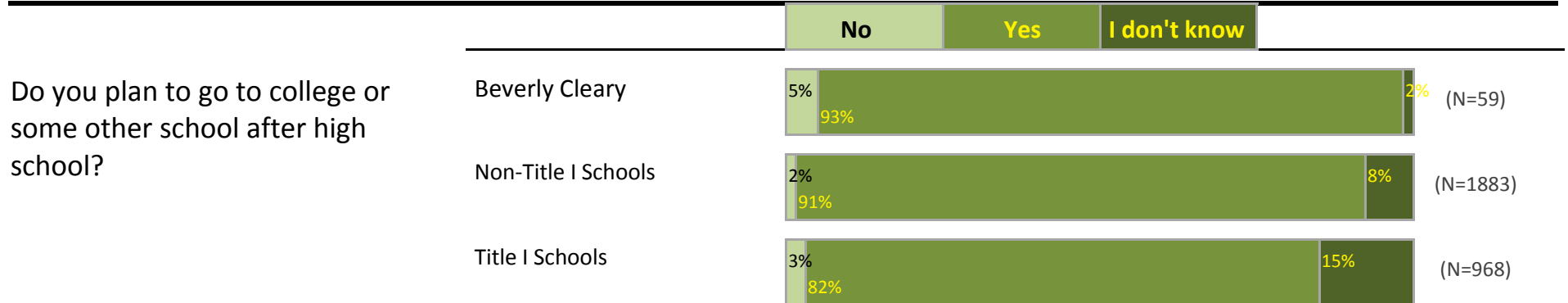
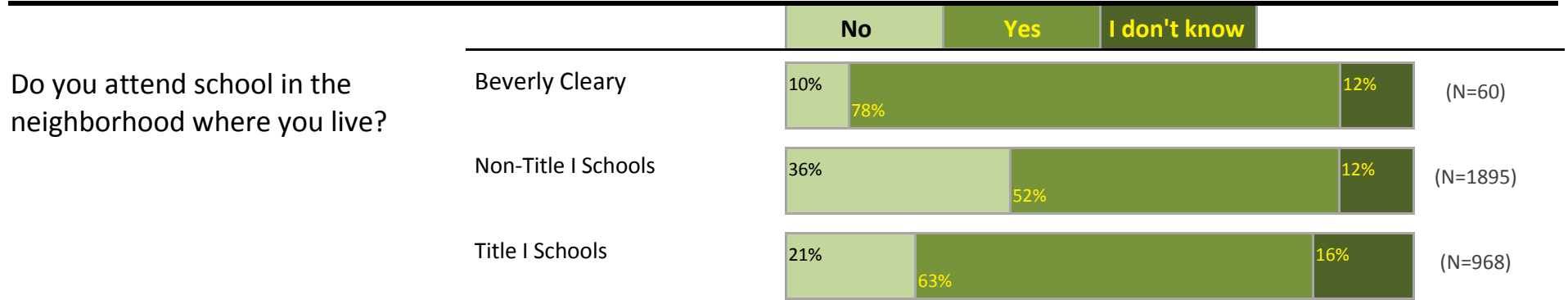
Page 1



Portland Public Schools Successful Schools Survey

Middle Grades Student Responses 2014-15

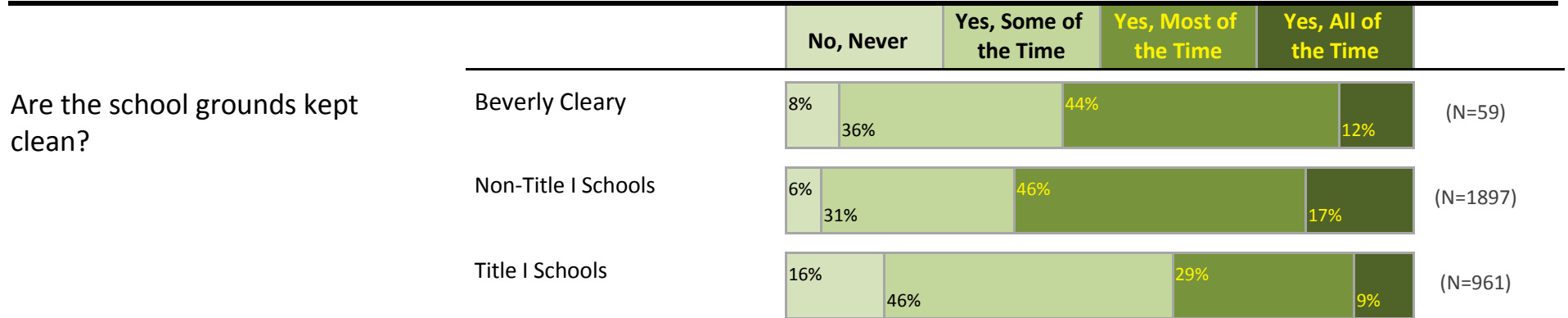
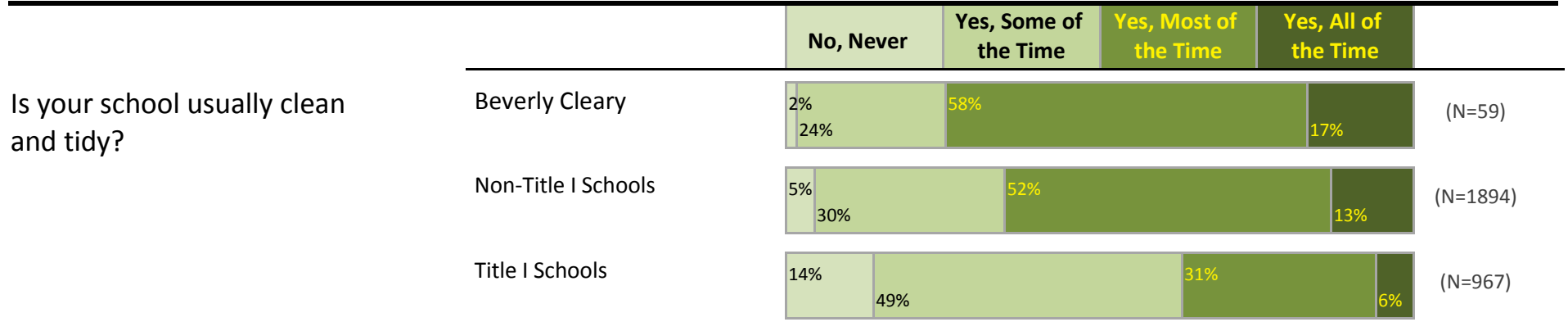
Beverly Cleary



Portland Public Schools Successful Schools Survey

Middle Grades Student Responses 2014-15

Beverly Cleary



**Portland Public Schools Successful Schools Survey
Middle Grades Student Responses 2014-15**

Beverly Cleary

In the past 30 days, did you miss school for any of the following reasons?




Total Students: 62

(Because students could select more than one category, totals will exceed 100%.)

Does not apply, I didn't miss any school.	39%
Illness (feeling physically sick), including problems with breathing or your teeth.	53%
Felt very sad, hopeless, anxious, stressed, or angry.	10%
Didn't get enough sleep.	10%
Didn't feel safe at school.	2%
Had to work.	5%
Had to take care of or help a family member or friend.	3%
Wanted to spend time with friends who don't go to your school.	2%
Wanted to use alcohol or drugs.	3%
Were behind in schoolwork or weren't prepared for a test or class assignment.	3%
Were bored with or uninterested in school.	3%
Were suspended.	3%
Other reason.	15%
Blank	0%

Portland Public Schools Successful Schools Survey Middle Grades Student Responses 2014-15

Beverly Cleary



Portland Public Schools Successful Schools Survey Middle Grades Student Responses 2014-15

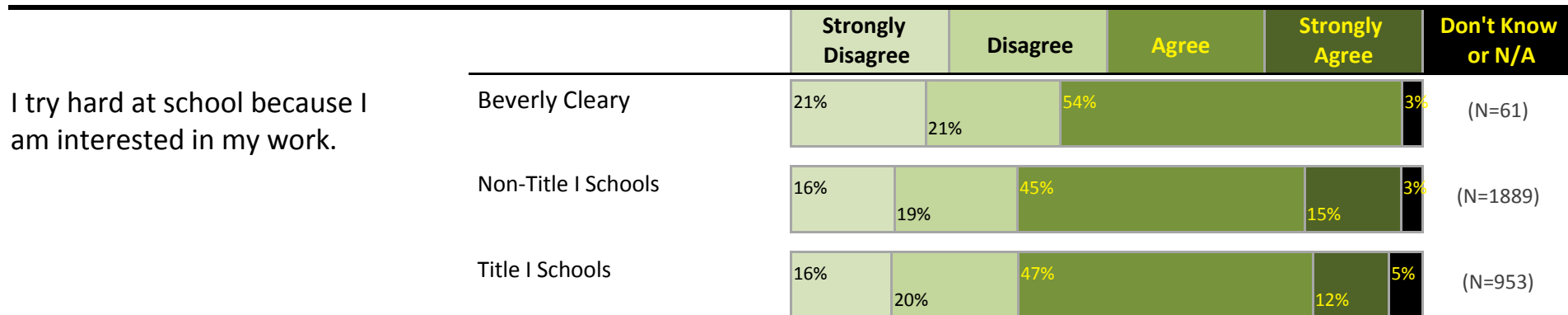

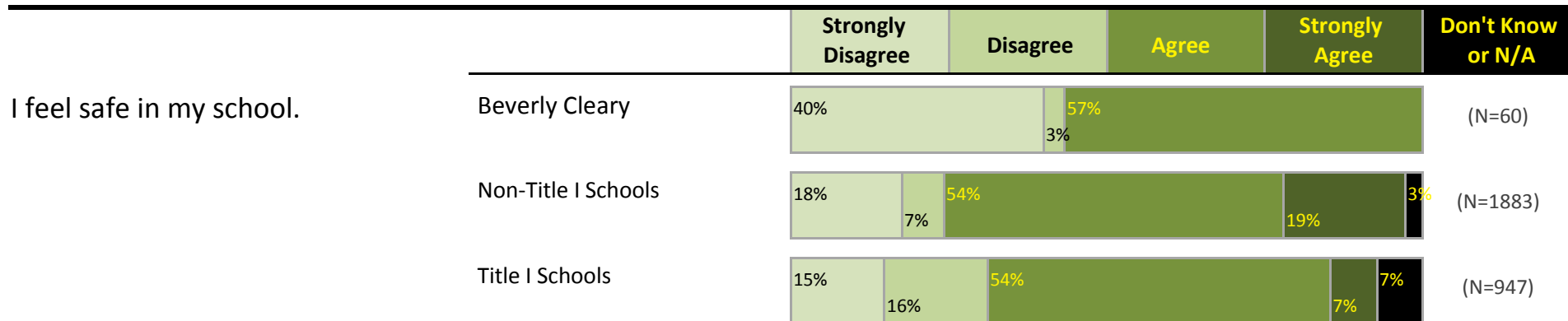
Beverly Cleary

Page 6

		Strongly Disagree	Disagree	Agree	Strongly Agree	Don't Know or N/A	
I feel like I am part of this school.	Beverly Cleary	38%	7%	54%	2%	(N=61)	
	Non-Title I Schools	17%	10%	51%	16%	6%	(N=1893)
	Title I Schools	17%	17%	51%	8%	6%	(N=950)
		Strongly Disagree	Disagree	Agree	Strongly Agree	Don't Know or N/A	
This school is a supportive and inviting place for students to learn.	Beverly Cleary	36%	5%	56%	3%	(N=59)	
	Non-Title I Schools	18%	11%	51%	16%	4%	(N=1889)
	Title I Schools	17%	16%	53%	7%	7%	(N=949)
		Strongly Disagree	Disagree	Agree	Strongly Agree	Don't Know or N/A	
The teachers at this school treat students fairly.	Beverly Cleary	32%	19%	49%		(N=59)	
	Non-Title I Schools	15%	17%	53%	11%	4%	(N=1888)
	Title I Schools	15%	22%	48%	9%	7%	(N=954)

Portland Public Schools Successful Schools Survey Middle Grades Student Responses 2014-15




Beverly Cleary



Portland Public Schools Successful Schools Survey Middle Grades Student Responses 2014-15

Beverly Cleary




Page 8



Portland Public Schools Successful Schools Survey Middle Grades Student Responses 2014-15

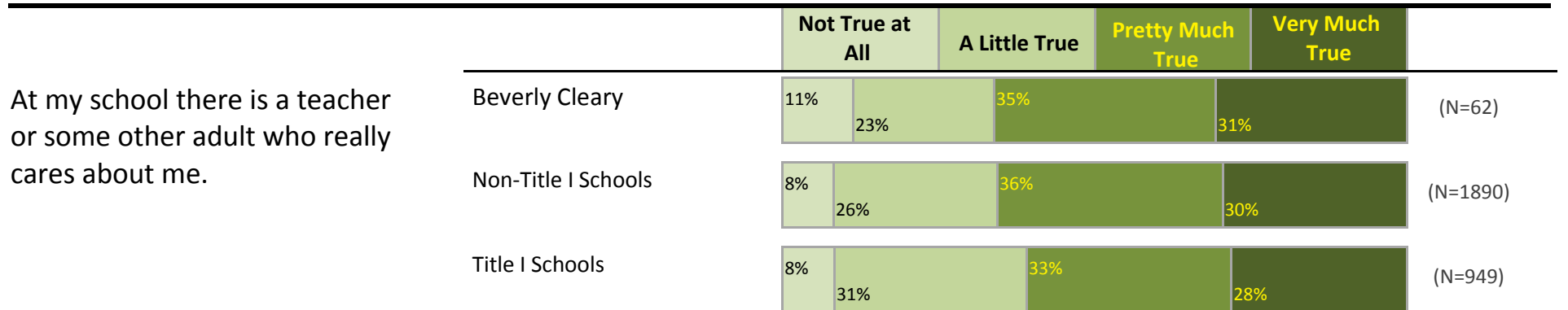


Beverly Cleary

Page 9



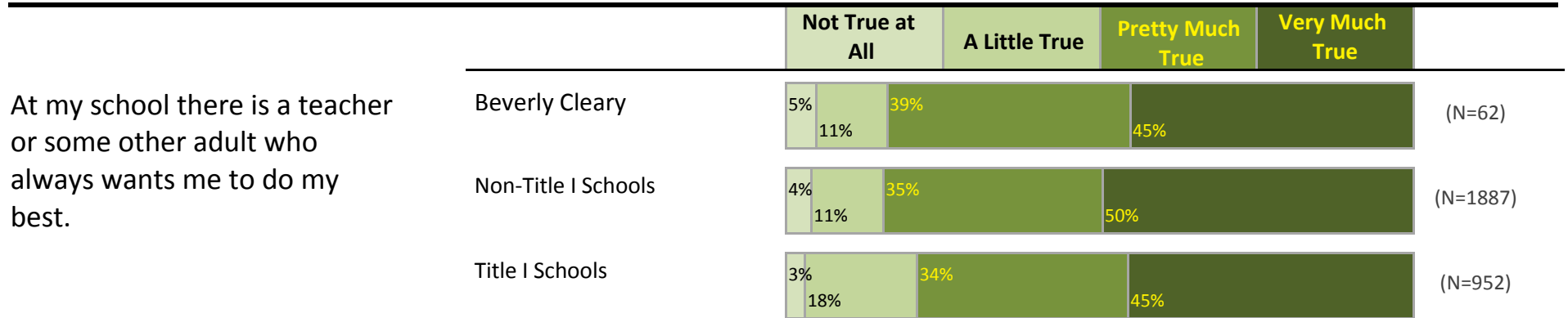

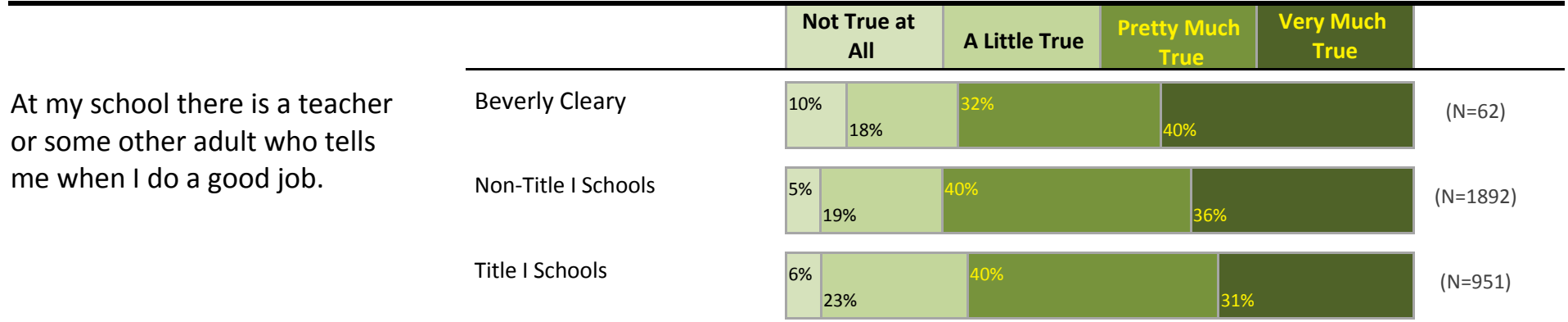
Portland Public Schools Successful Schools Survey Middle Grades Student Responses 2014-15

Beverly Cleary




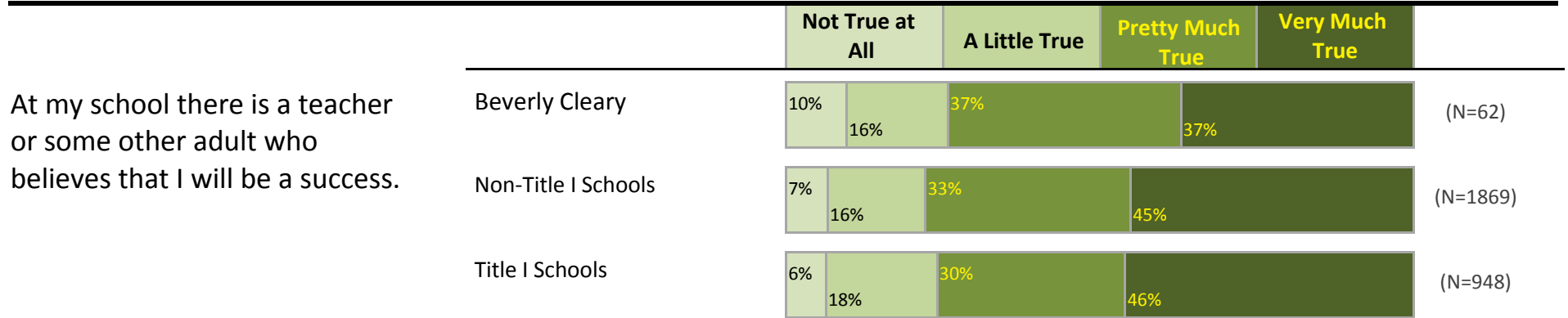
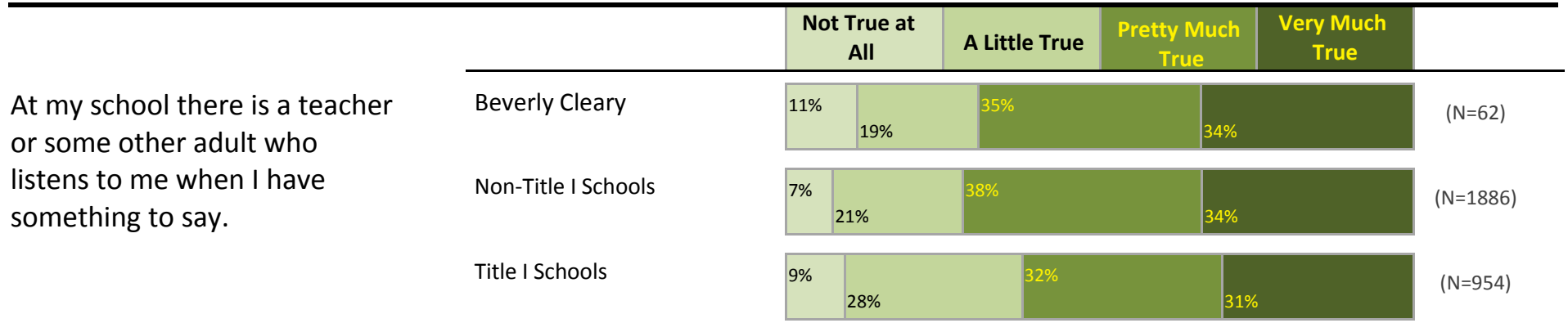
Portland Public Schools Successful Schools Survey Middle Grades Student Responses 2014-15

Beverly Cleary



Portland Public Schools Successful Schools Survey Middle Grades Student Responses 2014-15

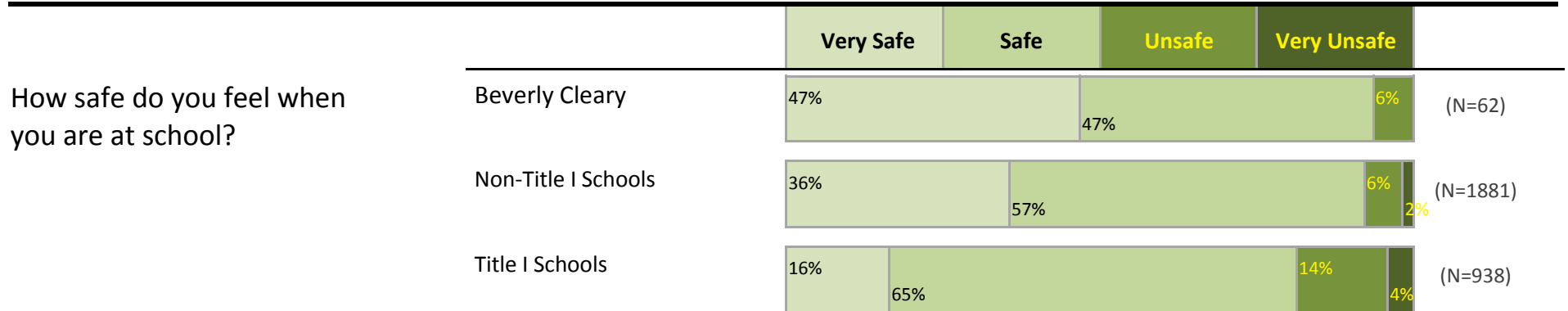


Beverly Cleary



Portland Public Schools Successful Schools Survey Middle Grades Student Responses 2014-15

Beverly Cleary

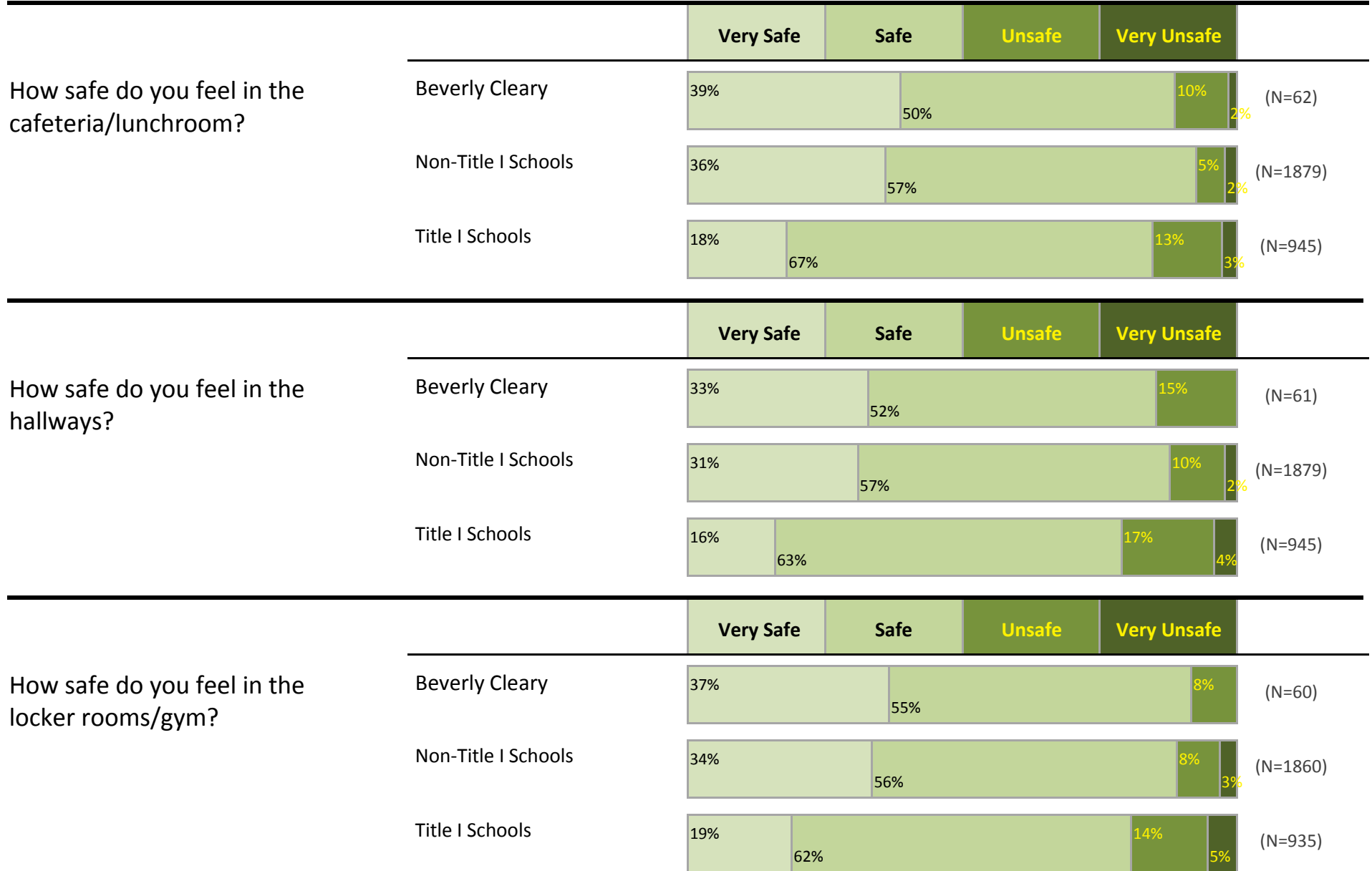
Page 13



Portland Public Schools Successful Schools Survey Middle Grades Student Responses 2014-15

Beverly Cleary

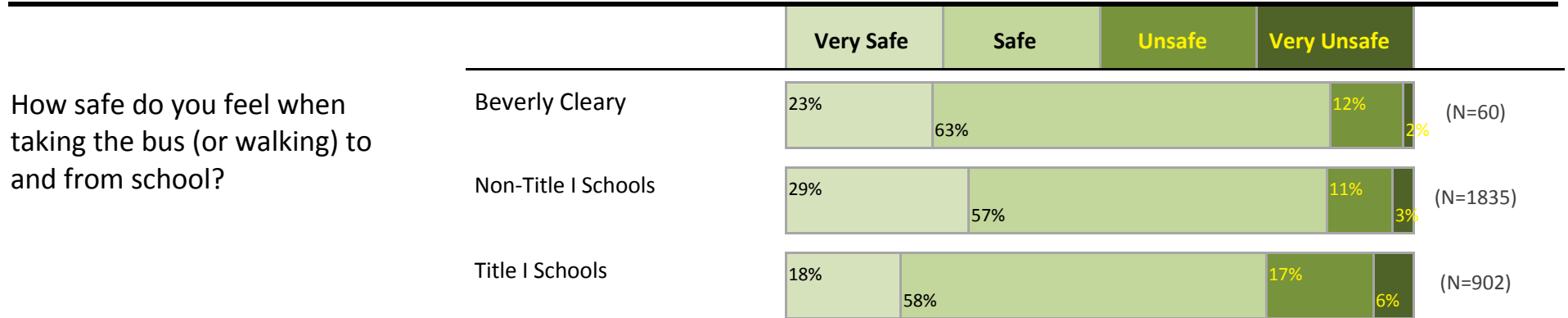
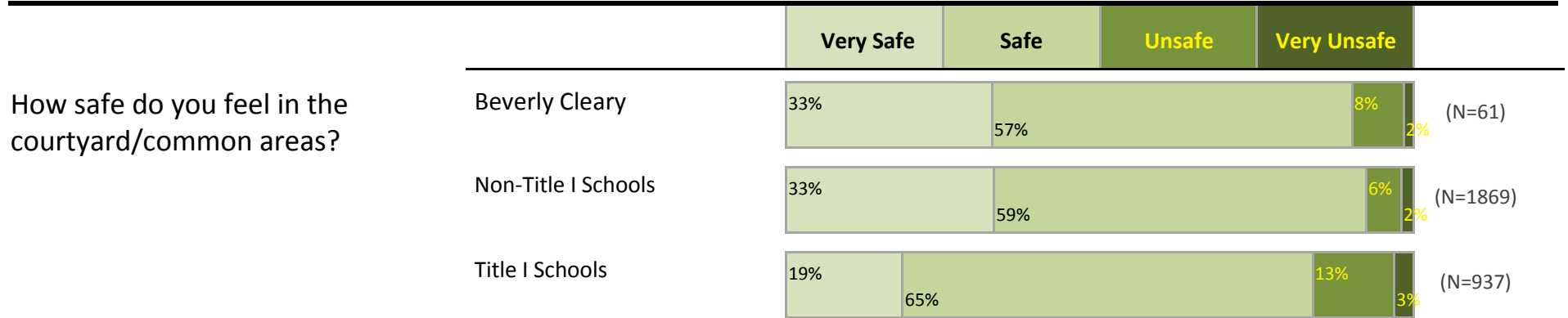

Page 14



Portland Public Schools Successful Schools Survey Middle Grades Student Responses 2014-15

Beverly Cleary




Page 15



Portland Public Schools Successful Schools Survey Middle Grades Student Responses 2014-15




Beverly Cleary

Page 16



**Portland Public Schools Successful Schools Survey
Middle Grades Student Responses 2014-15**




Beverly Cleary



Portland Public Schools Successful Schools Survey Middle Grades Student Responses 2014-15

Beverly Cleary



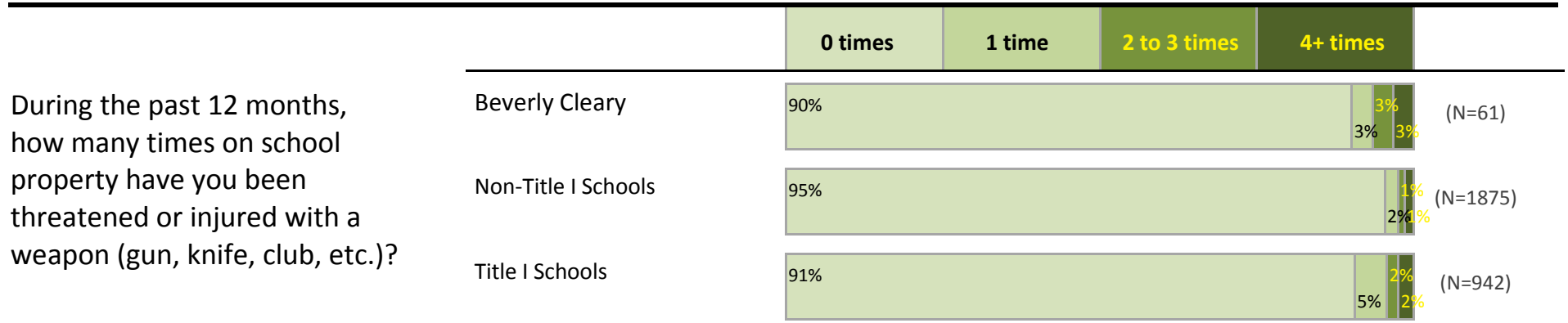
Page 18



Portland Public Schools Successful Schools Survey Middle Grades Student Responses 2014-15




Beverly Cleary

Page 19



Portland Public Schools Successful Schools Survey Middle Grades Student Responses 2014-15




Beverly Cleary



Portland Public Schools Successful Schools Survey




Middle Grades Student Responses 2014-15

Beverly Cleary



Portland Public Schools Successful Schools Survey Middle Grades Student Responses 2014-15

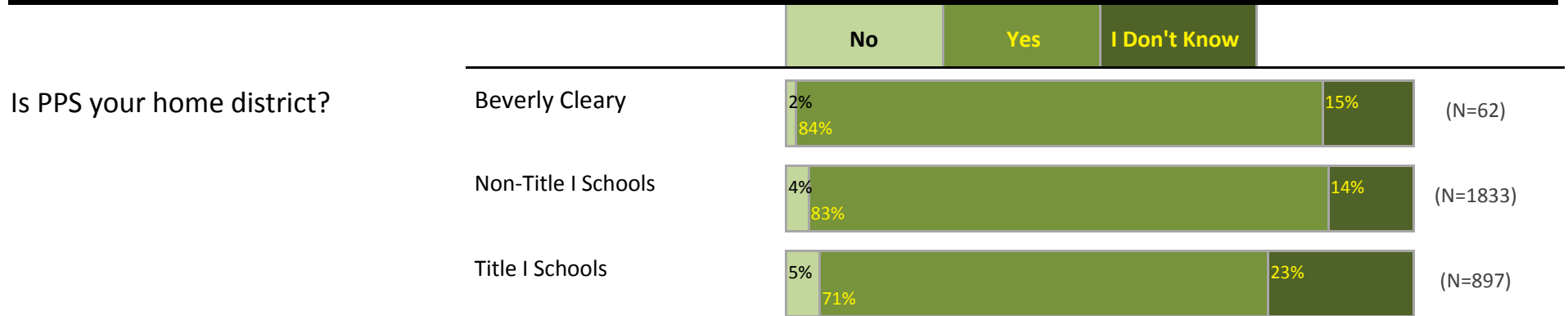


Beverly Cleary



Portland Public Schools Successful Schools Survey

Middle Grades Student Responses 2014-15



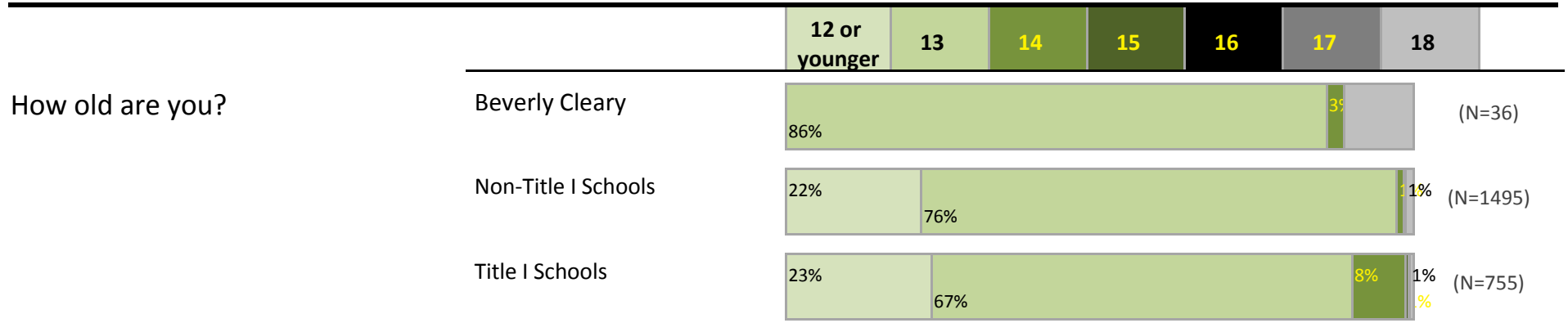
Beverly Cleary



Portland Public Schools Successful Schools Survey

Middle Grades Student Responses 2014-15

Beverly Cleary



Portland Public Schools Successful Schools Survey

Middle Grades Student Responses 2014-15

Beverly Cleary

Which of the following best describes you?

Total Students: 62

(Because students could select more than one category, totals will exceed 100%.)

Heterosexual (straight)	65%
Gay or Lesbian	6%
Bisexual	11%
Transgender	5%
Queer	10%
Not sure or Questioning	10%
Decline to respond	18%
Other	0%
Blank	11%

Are you in an optional program?

Access at Rose City Park	0
Chinese Immersion	0
Experiential Learning Environment	0
Japanese Immersion	0
Russian Immersion	0
Spanish Immersion	5
Special Focus - Arts	1
Special Focus - CTE	0
Special Focus - History	0
Special Focus - Science	0
Special Focus - Dual Credit	0
Special Focus - Environmental Studies	0
Vietnamese Immersion	0
Winterhaven Special Focus - Math and Science	0
Other	3

Portland Public Schools Successful Schools Survey

Middle Grades Student Responses 2014-15

Beverly Cleary

What races/ethnicities do you consider yourself?

Total Students: 62

(Because students could select more than one category, totals will exceed 100%.)

African American	11%
African	6%
Burundian	3%
Eritrean	3%
Ethiopian	10%
Somali	8%
Other African	5%
Other Black	
Caribbean Islands	3%
Other Black	3%
American Indian/Alaska Native	3%
Alaska Native	3%
Burns Paiute Tribe	5%
Confederated Tribes of the Coos, Lower Umpqua & Siuslaw Indians	3%
Confederated Tribes of the Grand Ronde Community of Oregon	3%
Confederated Tribes of Siletz Indians	5%
Confederated Tribes of the Umatilla Indian Reservation Indians	3%
Confederated Tribes of Warm Springs	3%
Coquille Indian Tribe	3%

American Indian/Alaska Native (continued)	
Cow Creek Band of Umpqua Tribe of Indians	3%
Klamath Tribes	3%
Other American Indian Tribe/Nation	6%
Native/Indigenous to Canada	5%
Asian	15%
Asian Indian	5%
Burmese	3%
Cambodian	3%
Chinese	6%
Filipino	5%
Hmong	3%
Japanese	3%
Karen	3%
Korean	5%
Laotian	3%
Mien	3%
Nepali	5%
Thai	5%
Tibetan	3%
Vietnamese	2%
Other Asian	3%

Portland Public Schools Successful Schools Survey

Middle Grades Student Responses 2014-15

Beverly Cleary

What races/ethnicities do you consider yourself?

Total Students: 62

(Because students could select more than one category, totals will exceed 100%.)

Hispanic/Latino	5%
Caribbean Islands	3%
Central American Countries	2%
Indigenous Mexican, Central American or South American	3%
Mexican	5%
South American Countries	0%
Other Hispanic/Latino	2%
Middle Eastern/North African	2%
Pacific Islander	2%
Chuukese	3%
Guamanian or Chamorro	3%
Micronesian	2%
Native Hawaiian	2%
Samoan	3%
Tongan	2%
Other Pacific Islander	2%
White	42%
Romanian	3%
Russian	5%
Ukrainian	3%
European Countries	32%
Other White	19%
Blank	11%