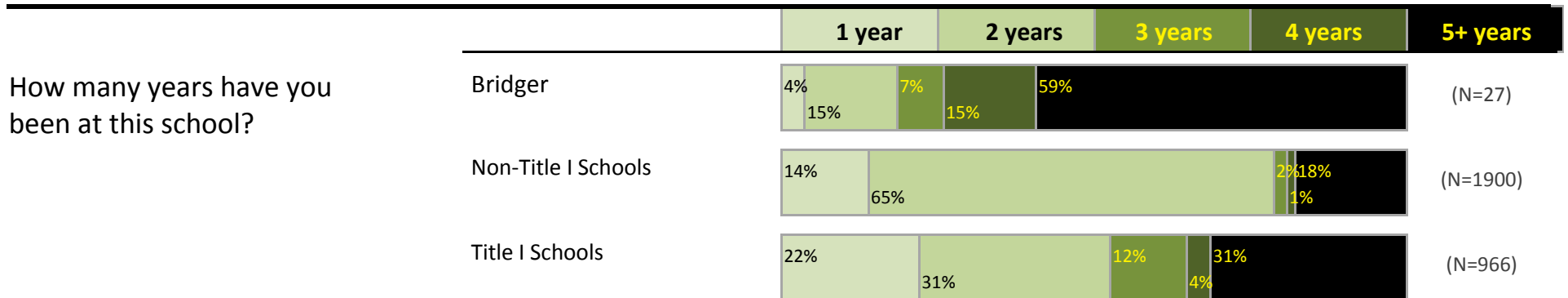
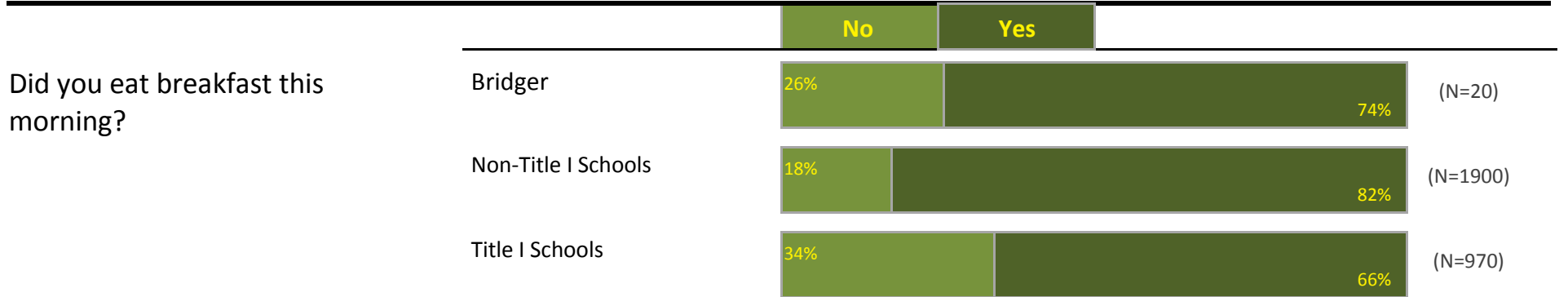
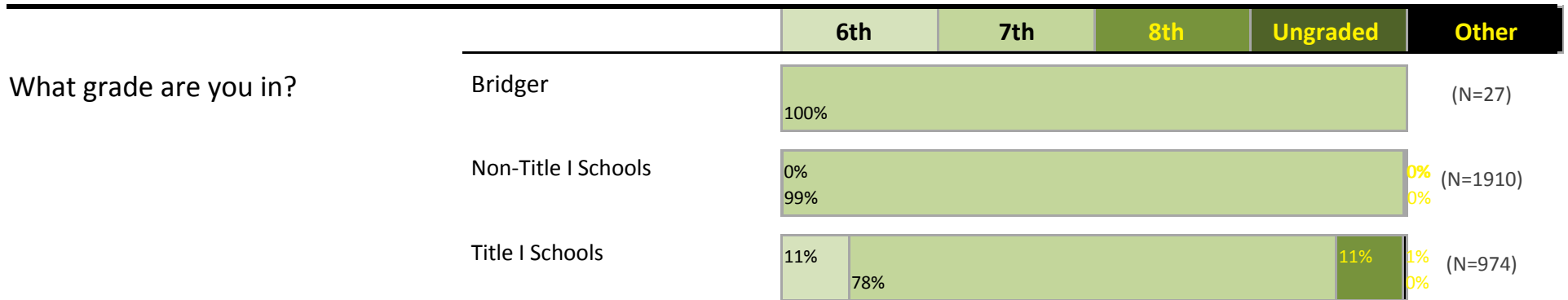


Portland Public Schools Successful Schools Survey

Middle Grades Student Responses 2014-15

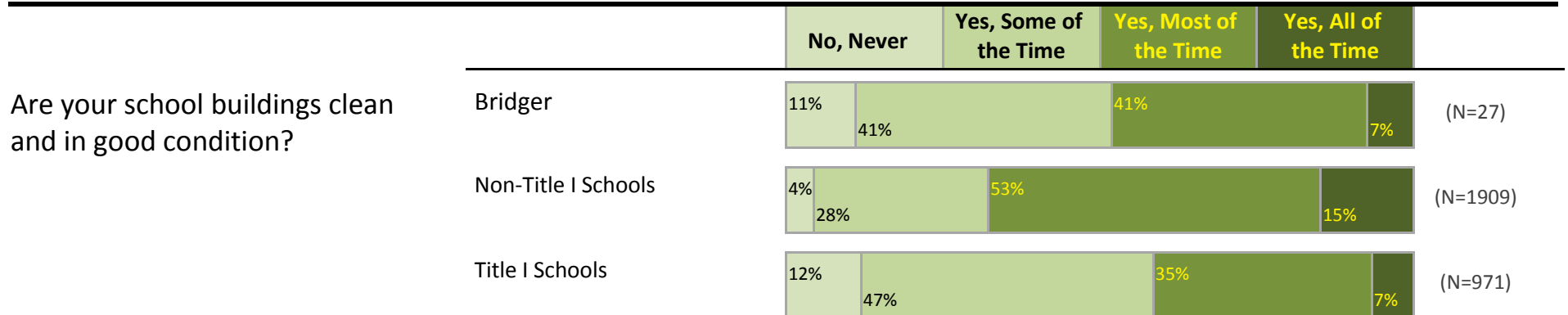
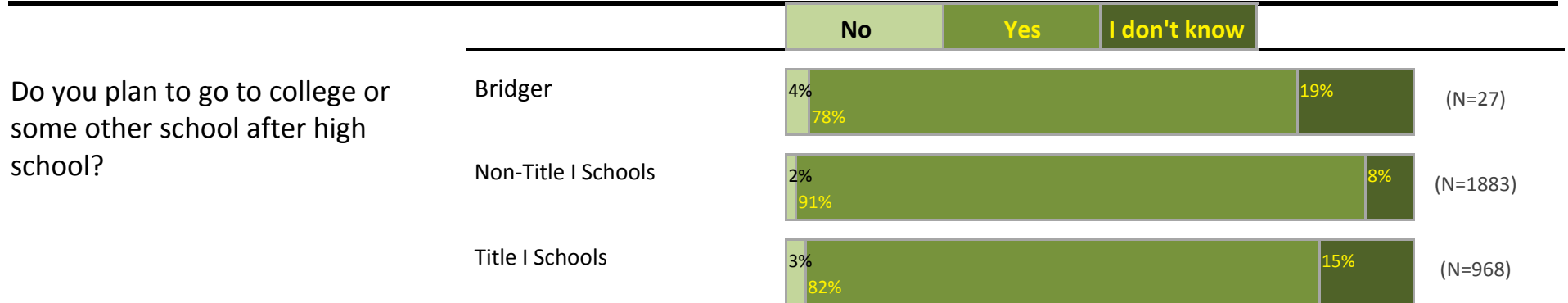
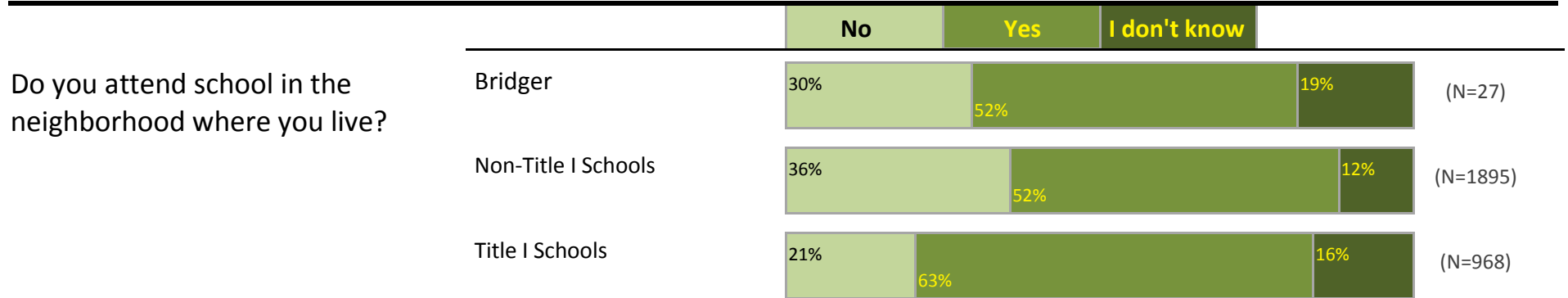
Bridger



Portland Public Schools Successful Schools Survey

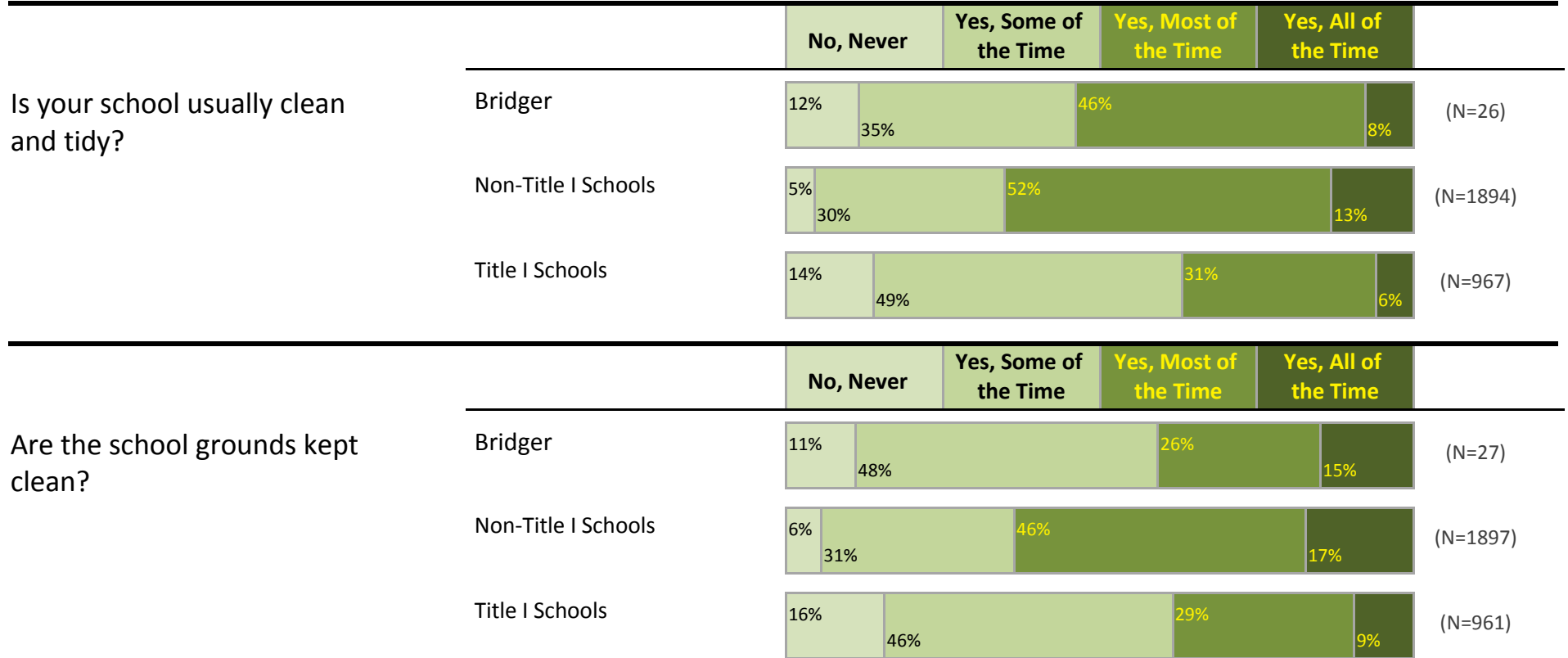
Middle Grades Student Responses 2014-15

Bridger



Portland Public Schools Successful Schools Survey Middle Grades Student Responses 2014-15

Bridger



Portland Public Schools Successful Schools Survey

Middle Grades Student Responses 2014-15

Bridger

In the past 30 days, did you miss school for any of the following reasons?




Total Students: 27

(Because students could select more than one category, totals will exceed 100%.)

Does not apply, I didn't miss any school.	59%
Illness (feeling physically sick), including problems with breathing or your teeth.	19%
Felt very sad, hopeless, anxious, stressed, or angry.	4%
Didn't get enough sleep.	7%
Didn't feel safe at school.	0%
Had to work.	0%
Had to take care of or help a family member or friend.	0%
Wanted to spend time with friends who don't go to your school.	0%
Wanted to use alcohol or drugs.	0%
Were behind in schoolwork or weren't prepared for a test or class assignment.	4%
Were bored with or uninterested in school.	0%
Were suspended.	0%
Other reason.	15%
Blank	0%




Portland Public Schools Successful Schools Survey Middle Grades Student Responses 2014-15

Bridger






Portland Public Schools Successful Schools Survey Middle Grades Student Responses 2014-15

Bridger






Portland Public Schools Successful Schools Survey Middle Grades Student Responses 2014-15

Bridger






Portland Public Schools Successful Schools Survey Middle Grades Student Responses 2014-15

Bridger



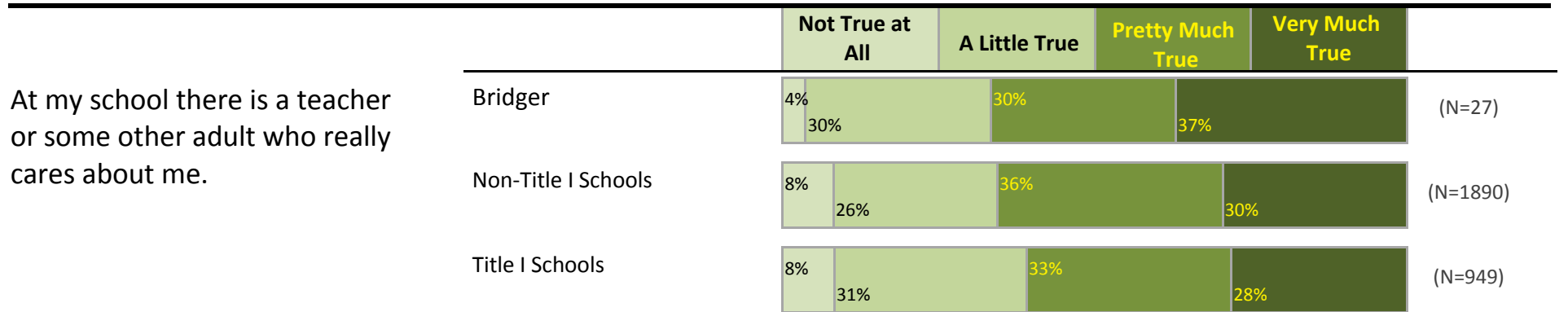


Portland Public Schools Successful Schools Survey Middle Grades Student Responses 2014-15

Bridger



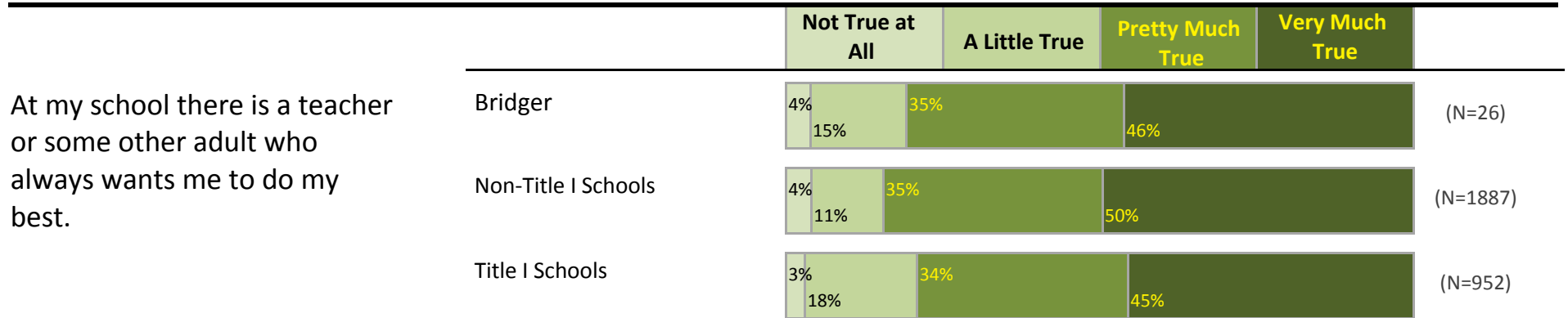

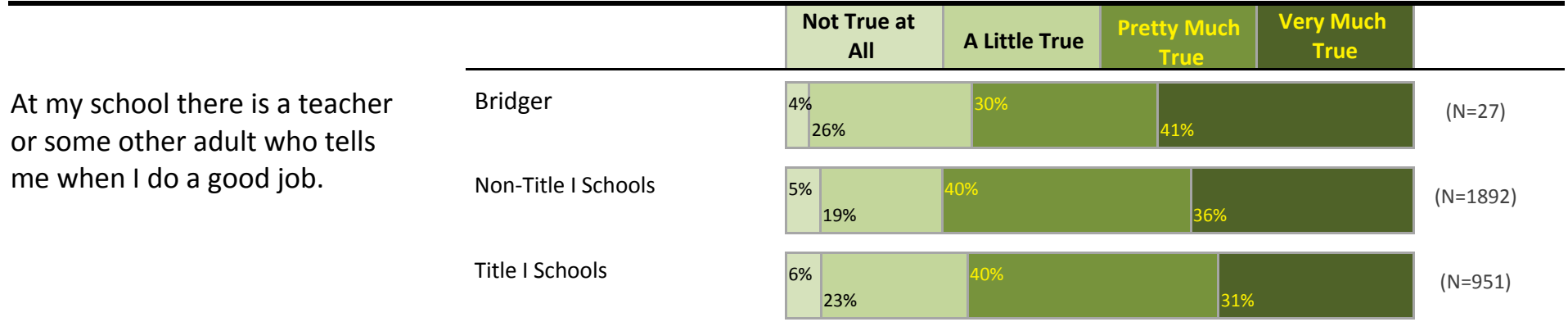
Portland Public Schools Successful Schools Survey Middle Grades Student Responses 2014-15

Bridger




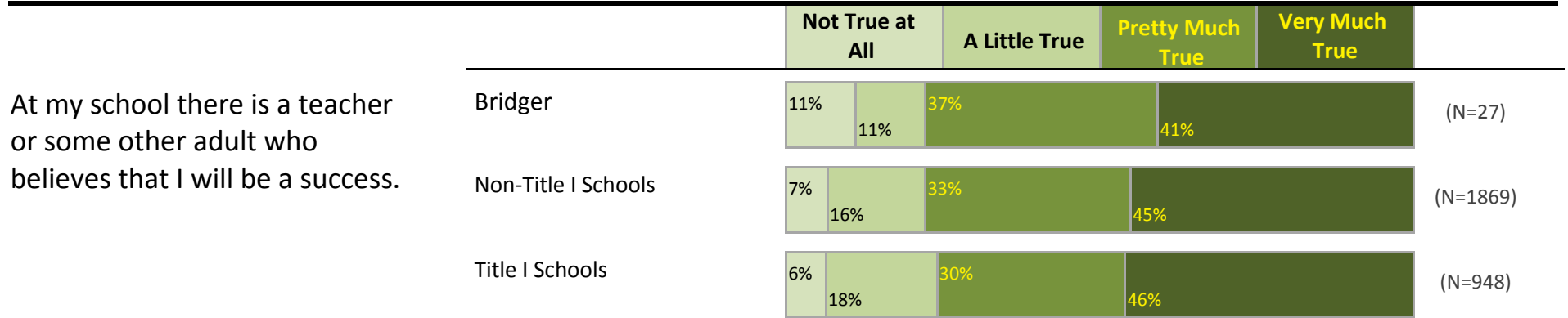
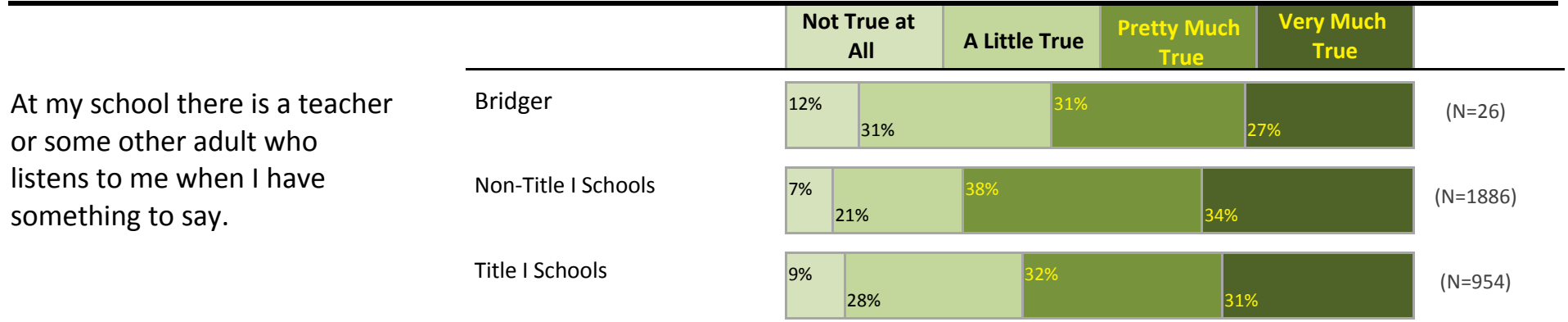
Portland Public Schools Successful Schools Survey Middle Grades Student Responses 2014-15

Bridger



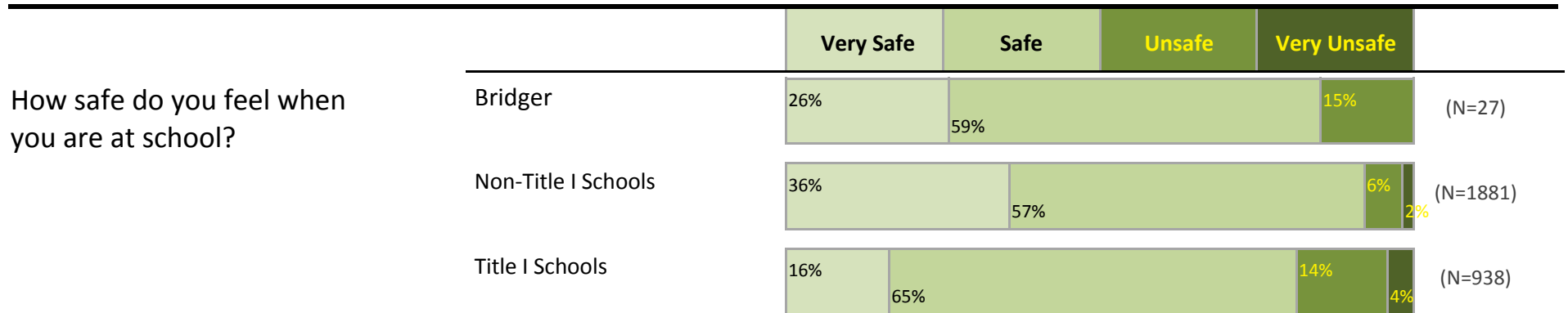


Portland Public Schools Successful Schools Survey Middle Grades Student Responses 2014-15

Bridger



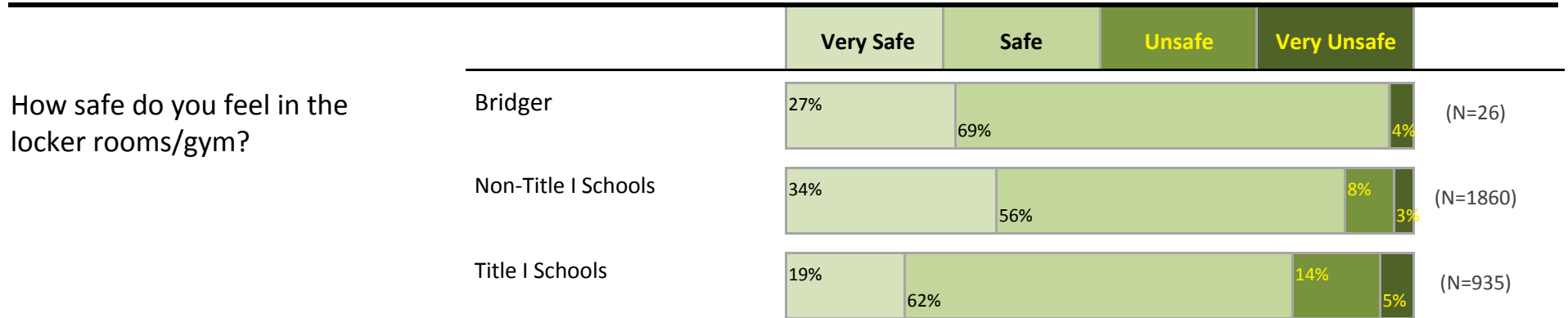
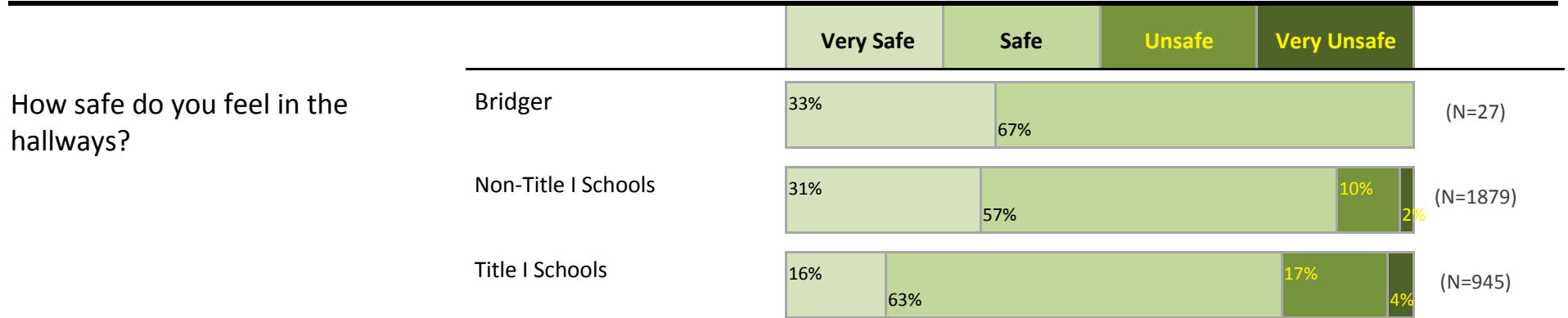
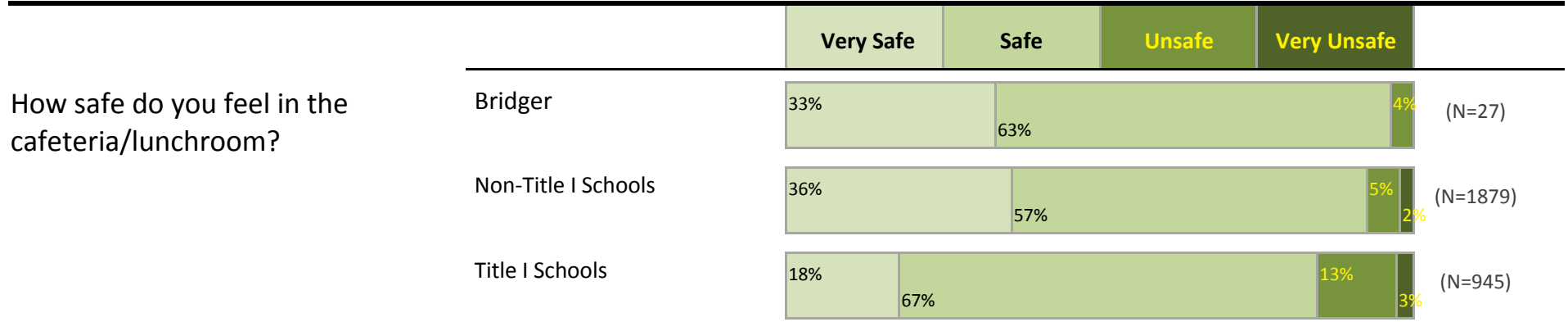
Portland Public Schools Successful Schools Survey Middle Grades Student Responses 2014-15

Bridger



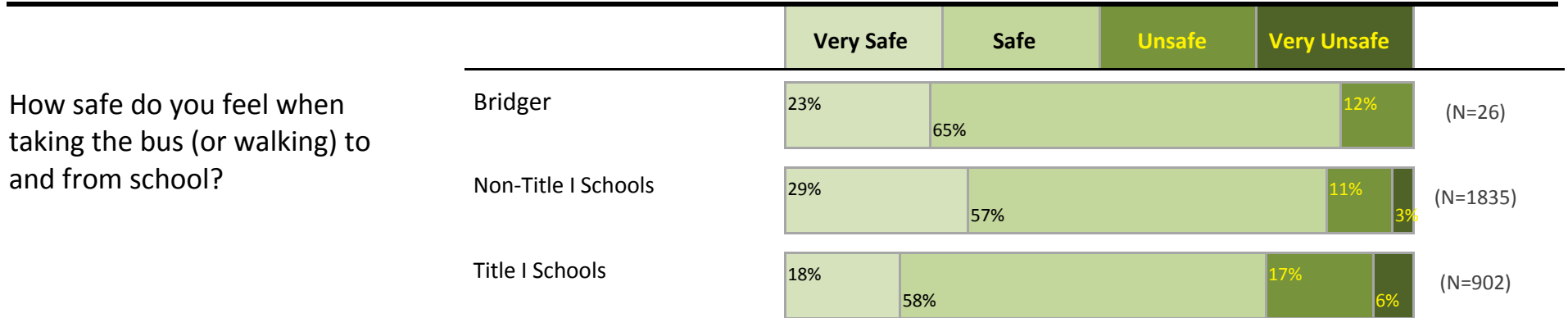
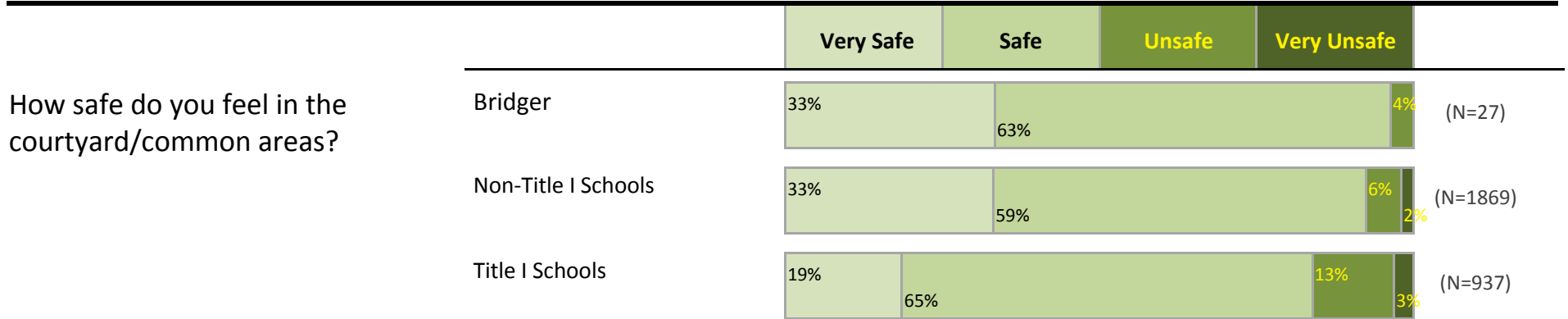

Portland Public Schools Successful Schools Survey Middle Grades Student Responses 2014-15

Bridger



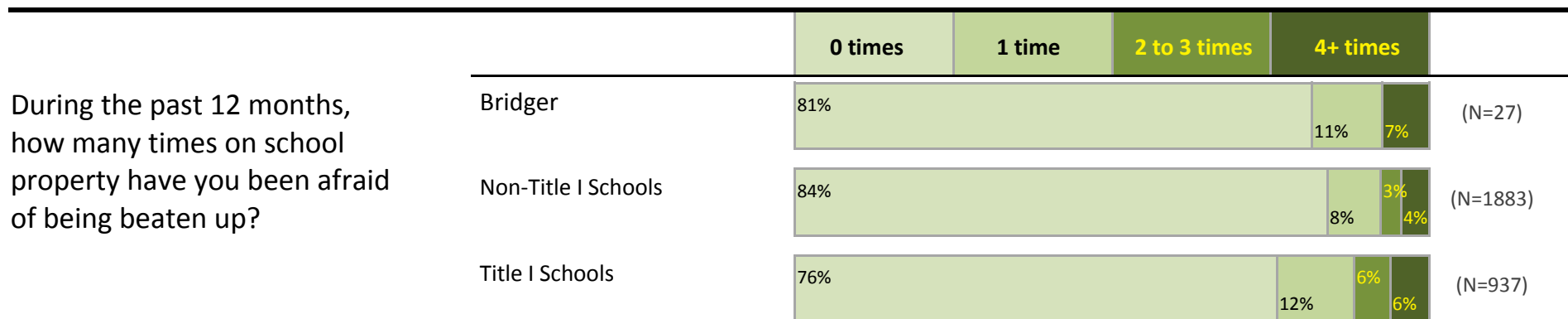

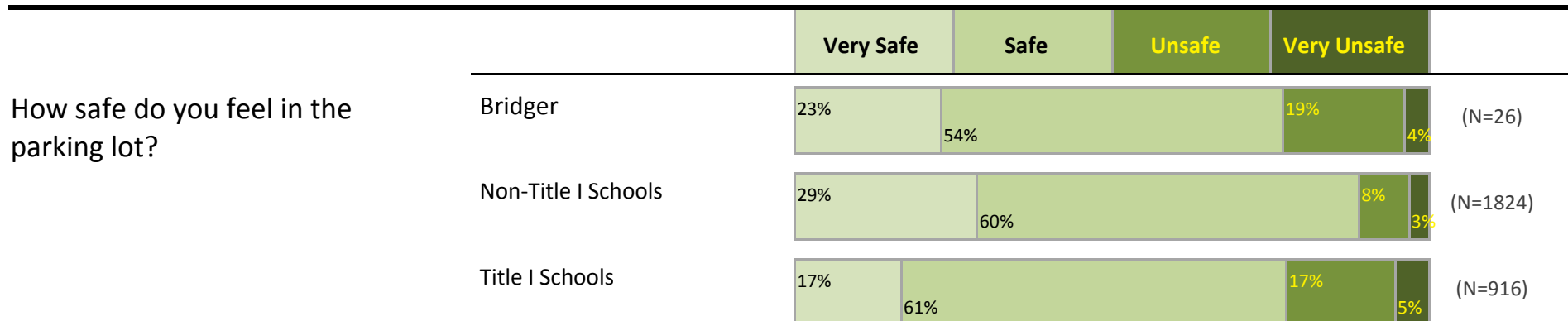
Portland Public Schools Successful Schools Survey Middle Grades Student Responses 2014-15

Bridger



Portland Public Schools Successful Schools Survey Middle Grades Student Responses 2014-15




Bridger



Portland Public Schools Successful Schools Survey




Middle Grades Student Responses 2014-15

Bridger






Portland Public Schools Successful Schools Survey Middle Grades Student Responses 2014-15

Bridger






Portland Public Schools Successful Schools Survey Middle Grades Student Responses 2014-15

Bridger






Portland Public Schools Successful Schools Survey Middle Grades Student Responses 2014-15

Bridger



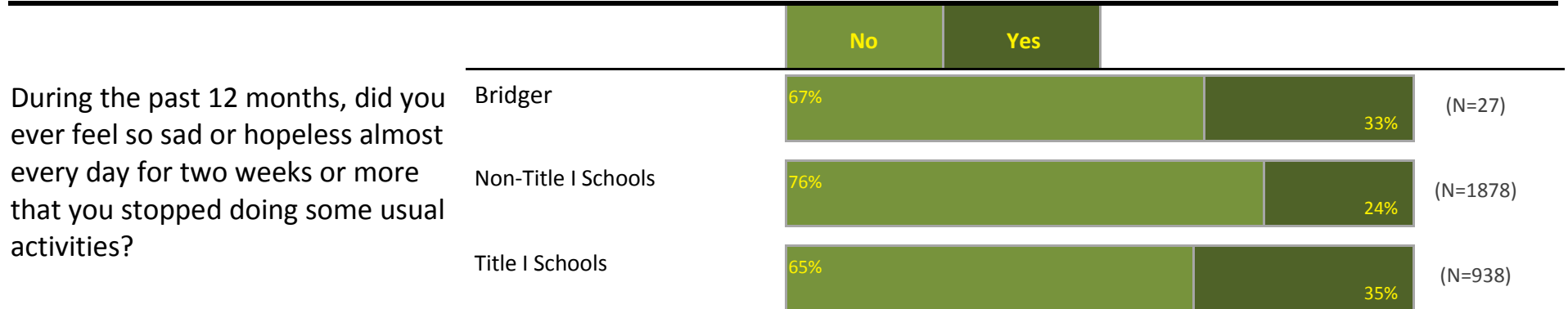


Portland Public Schools Successful Schools Survey Middle Grades Student Responses 2014-15

Bridger



Portland Public Schools Successful Schools Survey Middle Grades Student Responses 2014-15

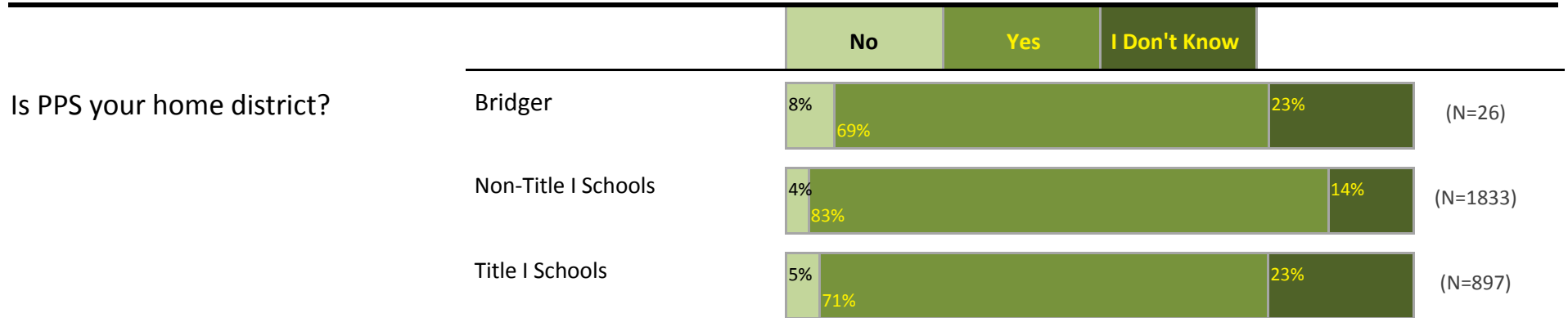


Bridger



Portland Public Schools Successful Schools Survey

Middle Grades Student Responses 2014-15



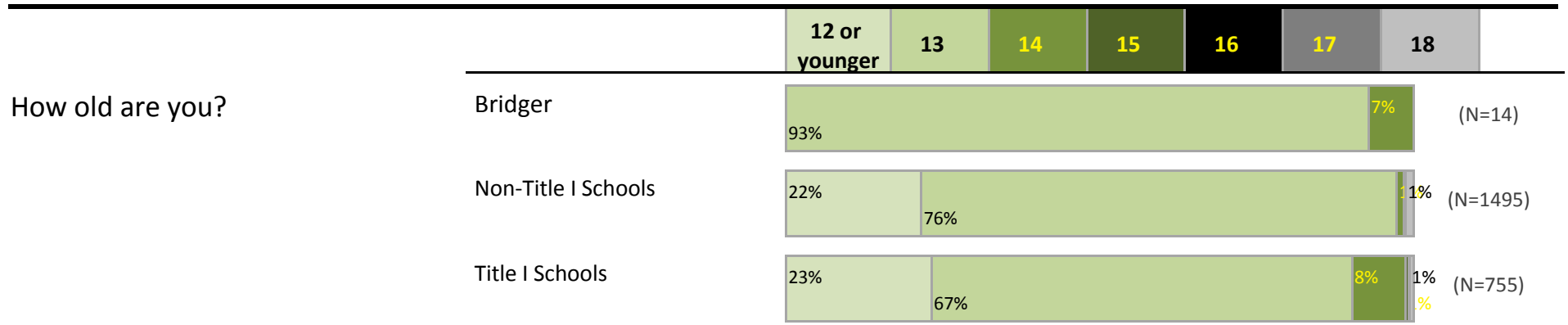
Bridger



Portland Public Schools Successful Schools Survey

Middle Grades Student Responses 2014-15

Bridger



Portland Public Schools Successful Schools Survey

Middle Grades Student Responses 2014-15

Bridger

Which of the following best describes you?

Total Students: 27

(Because students could select more than one category, totals will exceed 100%.)

Heterosexual (straight)	78%
Gay or Lesbian	7%
Bisexual	11%
Transgender	7%
Queer	0%
Not sure or Questioning	19%
Decline to respond	7%
Other	0%
Blank	0%

Are you in an optional program?

Access at Rose City Park	0
Chinese Immersion	0
Experiential Learning Environment	0
Japanese Immersion	0
Russian Immersion	0
Spanish Immersion	7
Special Focus - Arts	0
Special Focus - CTE	1
Special Focus - History	1
Special Focus - Science	0
Special Focus - Dual Credit	0
Special Focus - Environmental Studies	0
Vietnamese Immersion	0
Winterhaven Special Focus - Math and Science	0
Other	4

Portland Public Schools Successful Schools Survey

Middle Grades Student Responses 2014-15

Bridger

What races/ethnicities do you consider yourself?

Total Students: 27

(Because students could select more than one category, totals will exceed 100%.)

African American	0%	American Indian/Alaska Native (continued)	
African	0%	Cow Creek Band of Umpqua Tribe of Indians	0%
Burundian	0%	Klamath Tribes	0%
Eritrean	0%	Other American Indian Tribe/Nation	0%
Ethiopian	0%	Native/Indigenous to Canada	0%
Somali	0%	Asian	19%
Other African	4%	Asian Indian	0%
Other Black		Burmese	0%
Caribbean Islands	0%	Cambodian	4%
Other Black	0%	Chinese	7%
American Indian/Alaska Native	0%	Filipino	7%
Alaska Native	0%	Hmong	0%
Burns Paiute Tribe	0%	Japanese	0%
Confederated Tribes of the Coos, Lower Umpqua		Karen	0%
& Siuslaw Indians	0%	Korean	0%
Confederated Tribes of the Grand Ronde		Laotian	0%
Community of Oregon	0%	Mien	0%
Confederated Tribes of Siletz Indians	0%	Nepali	0%
Confederated Tribes of the Umatilla Indian		Thai	4%
Reservation Indians	0%	Tibetan	0%
Confederated Tribes of Warm Springs	0%	Vietnamese	15%
Coquille Indian Tribe	0%	Other Asian	0%

Portland Public Schools Successful Schools Survey

Middle Grades Student Responses 2014-15

Bridger

What races/ethnicities do you consider yourself?

Total Students: 27

(Because students could select more than one category, totals will exceed 100%.)

Hispanic/Latino	15%
Caribbean Islands	11%
Central American Countries	0%
Indigenous Mexican, Central American or South American	0%
Mexican	33%
South American Countries	0%
Other Hispanic/Latino	4%
Middle Eastern/North African	4%
Pacific Islander	0%
Chuukese	4%
Guamanian or Chamorro	0%
Micronesian	4%
Native Hawaiian	0%
Samoan	0%
Tongan	0%
Other Pacific Islander	0%
White	26%
Romanian	4%
Russian	11%
Ukrainian	4%
European Countries	4%
Other White	41%
Blank	0%