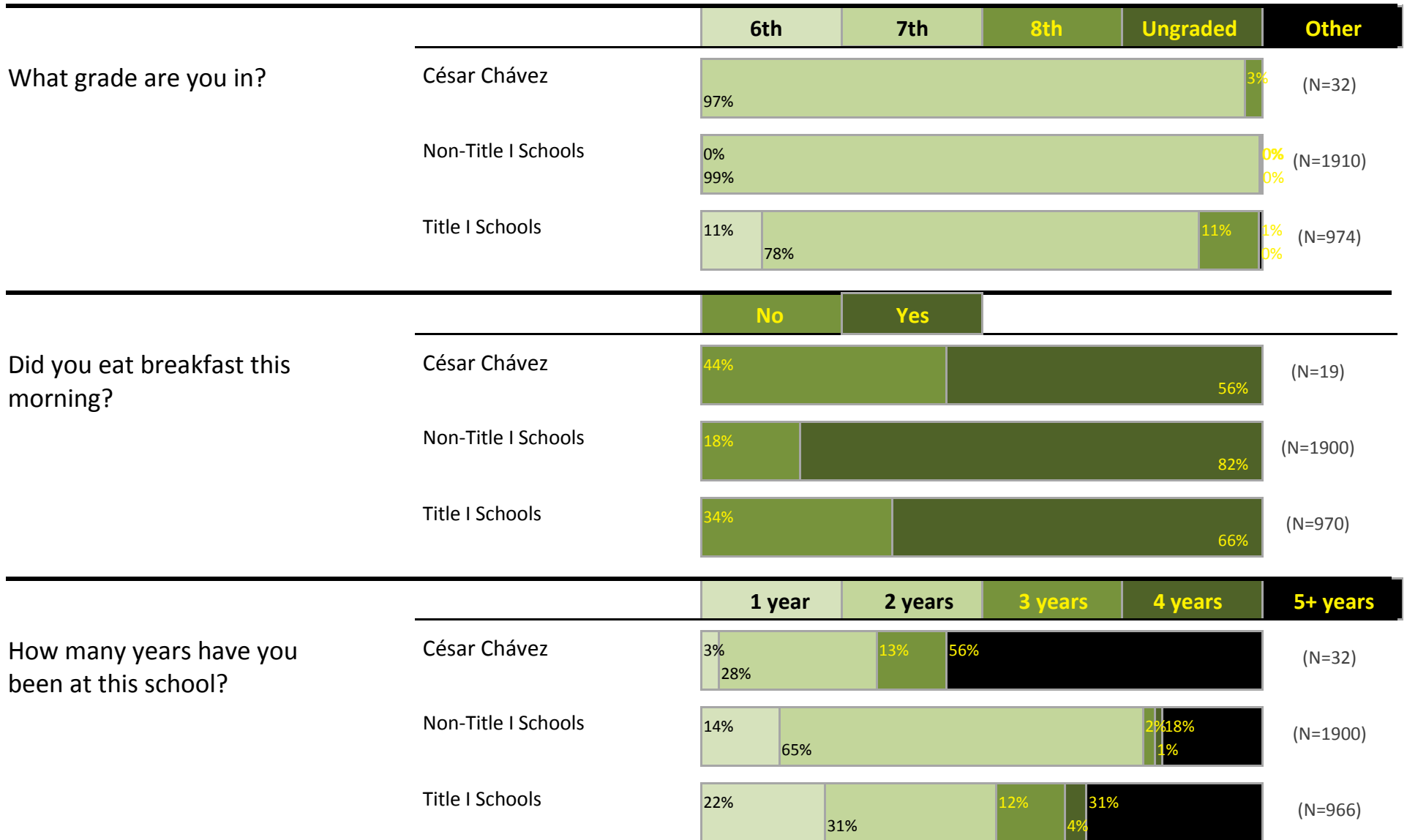


# Portland Public Schools Successful Schools Survey

## Middle Grades Student Responses 2014-15

César Chávez

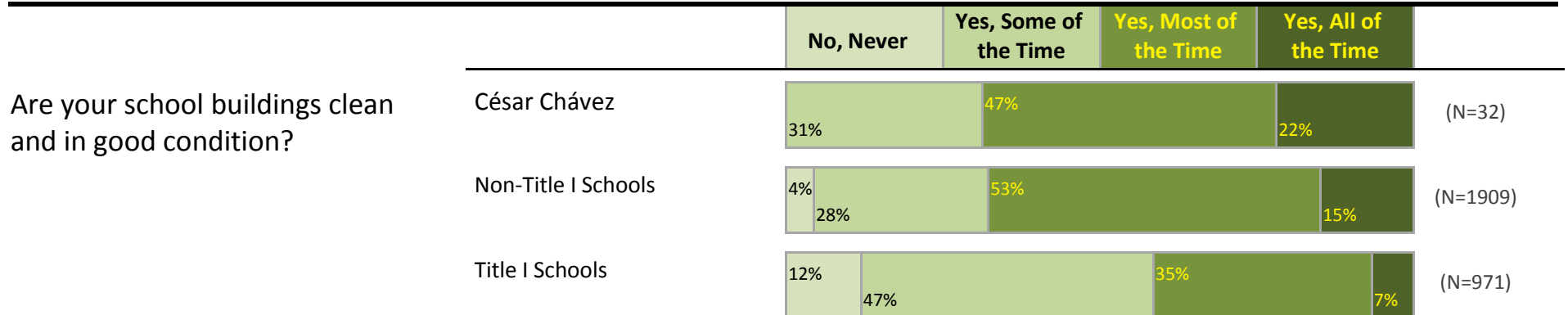
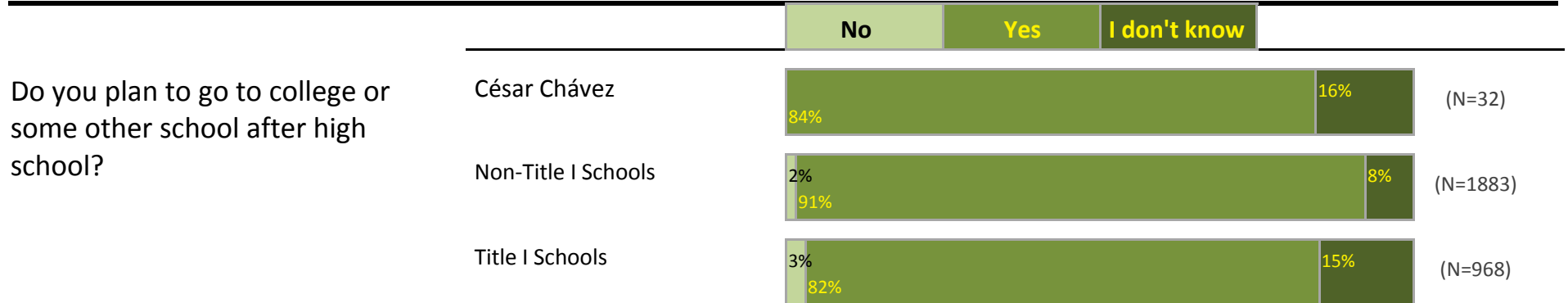
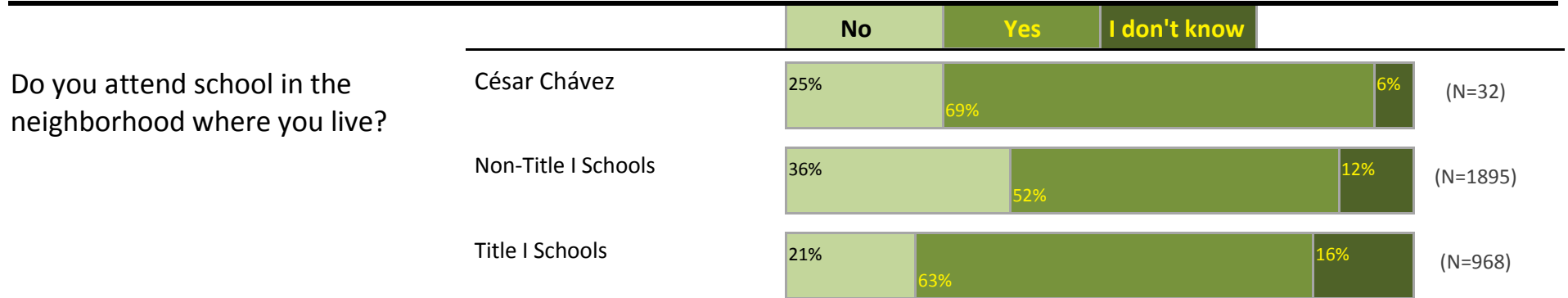


# Portland Public Schools Successful Schools Survey

## Middle Grades Student Responses 2014-15

César Chávez

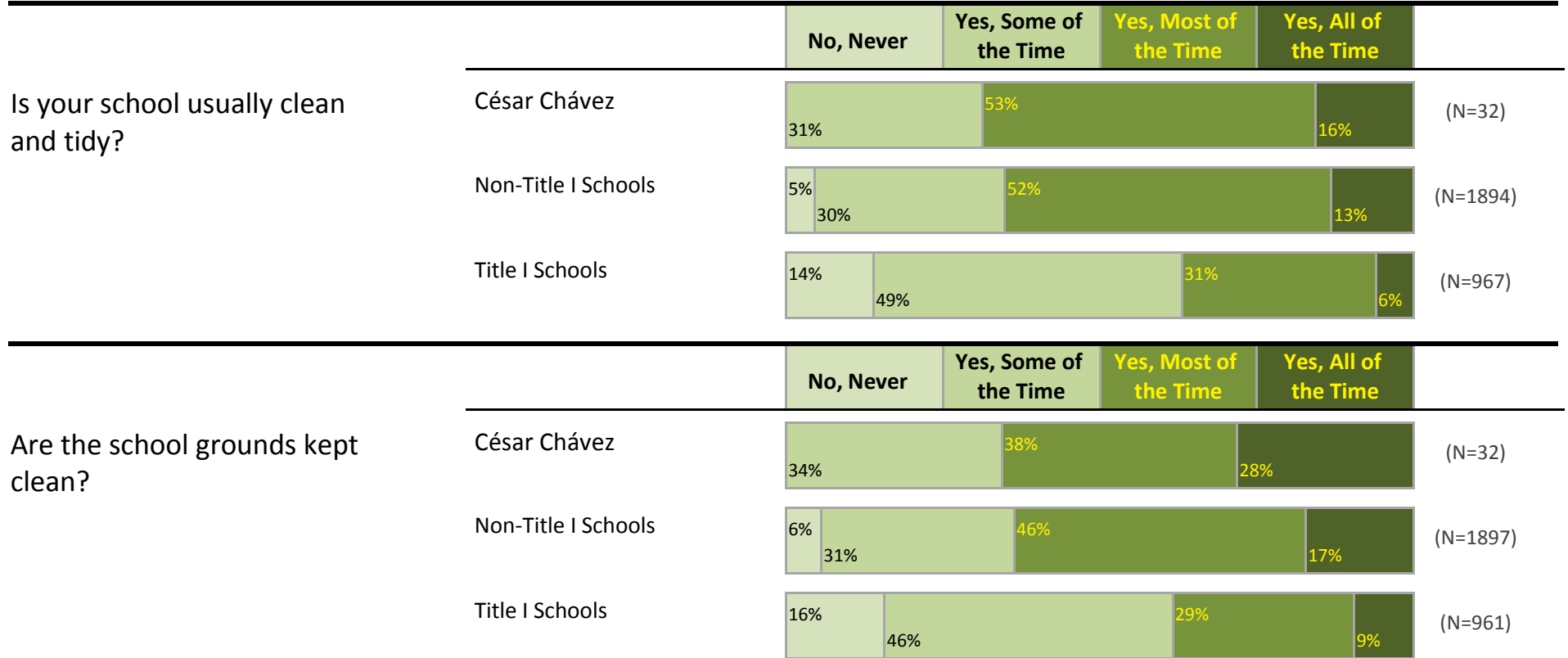
Page 2



## Portland Public Schools Successful Schools Survey Middle Grades Student Responses 2014-15

César Chávez

Page 3



# Portland Public Schools Successful Schools Survey

## Middle Grades Student Responses 2014-15

César Chávez

In the past 30 days, did you miss school for any of the following reasons?

Total Students: 33

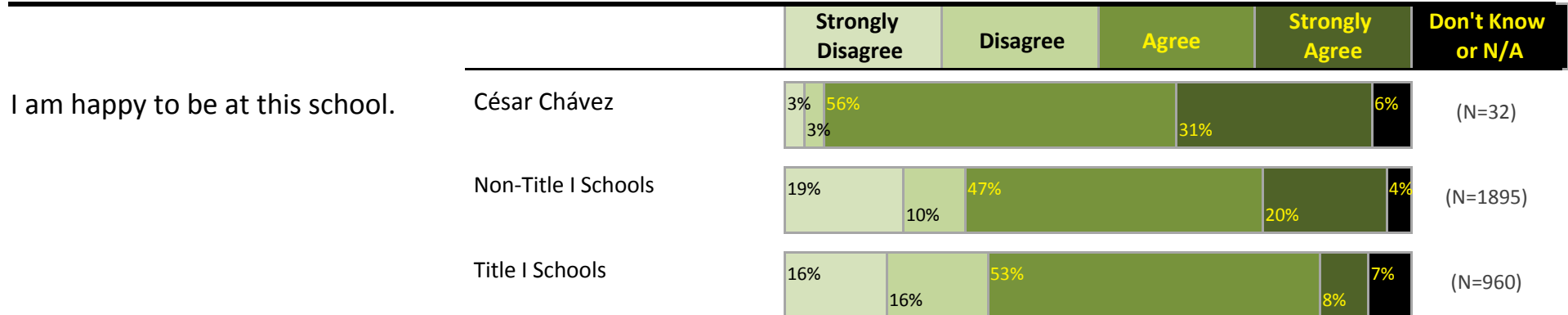
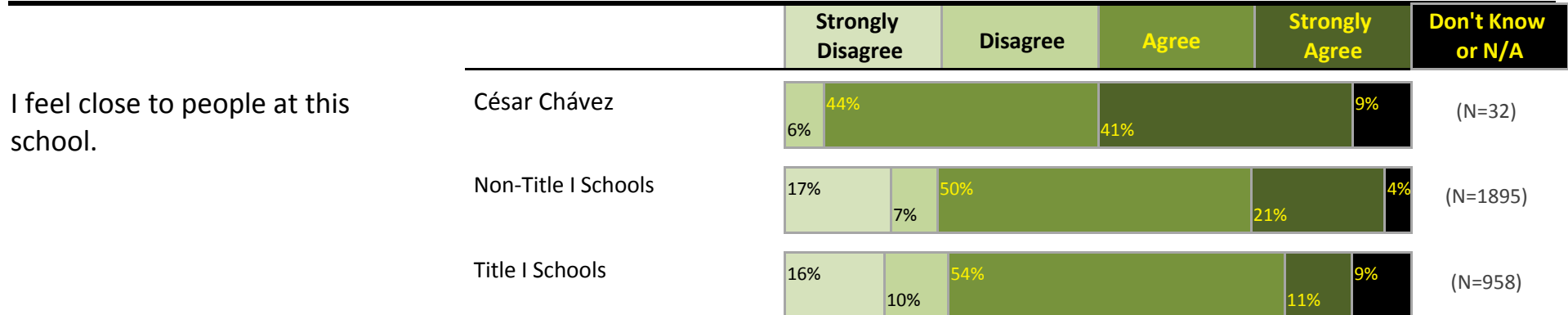

(Because students could select more than one category, totals will exceed 100%.)

Does not apply, I didn't miss any school. ....	33%
Illness (feeling physically sick), including problems with breathing or your teeth. ....	42%
Felt very sad, hopeless, anxious, stressed, or angry. ....	3%
Didn't get enough sleep. ....	9%
Didn't feel safe at school. ....	3%
Had to work. ....	0%
Had to take care of or help a family member or friend. ....	3%
Wanted to spend time with friends who don't go to your school. ....	3%
Wanted to use alcohol or drugs. ....	0%
Were behind in schoolwork or weren't prepared for a test or class assignment. ....	3%
Were bored with or uninterested in school. ....	3%
Were suspended. ....	3%
Other reason. ....	18%
Blank ....	12%

# Portland Public Schools Successful Schools Survey

## Middle Grades Student Responses 2014-15

César Chávez



## Portland Public Schools Successful Schools Survey Middle Grades Student Responses 2014-15

César Chávez


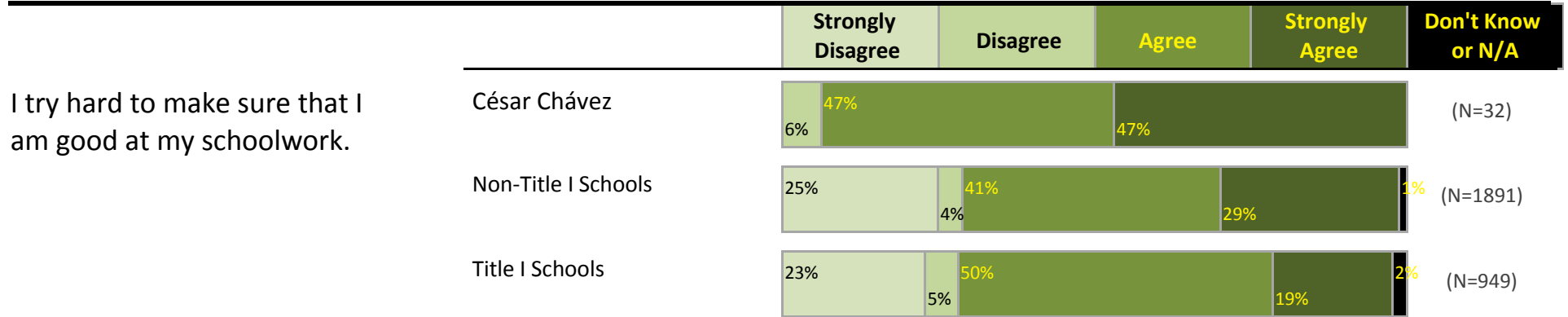
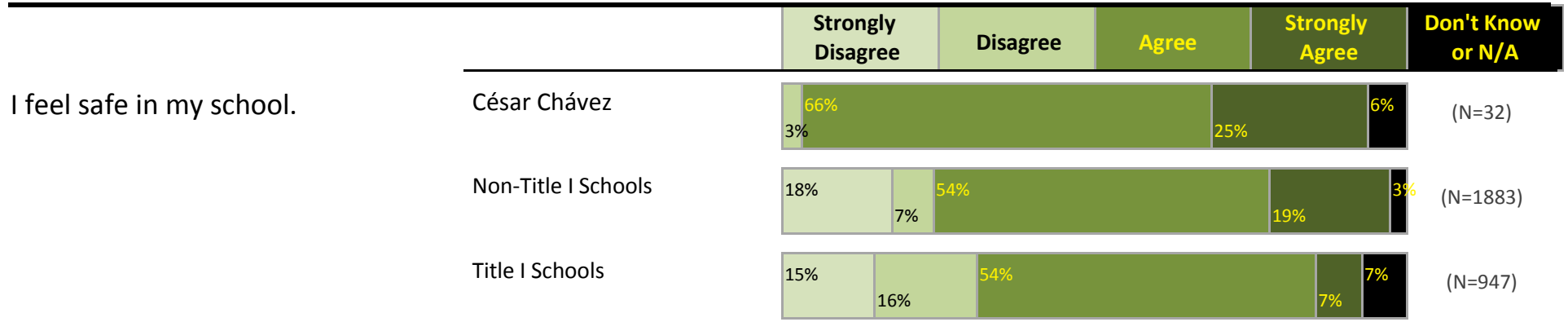
Page 6

		Strongly Disagree	Disagree	Agree	Strongly Agree	Don't Know or N/A	
I feel like I am part of this school.	César Chávez	3%	63%	28%	6%	(N=32)	
	Non-Title I Schools	17%	10%	51%	16%	6%	(N=1893)
	Title I Schools	17%	17%	51%	8%	6%	(N=950)
		Strongly Disagree	Disagree	Agree	Strongly Agree	Don't Know or N/A	
This school is a supportive and inviting place for students to learn.	César Chávez	3%	65%	29%	3%	(N=31)	
	Non-Title I Schools	18%	11%	51%	16%	4%	(N=1889)
	Title I Schools	17%	16%	53%	7%	7%	(N=949)
		Strongly Disagree	Disagree	Agree	Strongly Agree	Don't Know or N/A	
The teachers at this school treat students fairly.	César Chávez	3%	16%	50%	25%	6%	(N=32)
	Non-Title I Schools	15%	17%	53%	11%	4%	(N=1888)
	Title I Schools	15%	22%	48%	9%	7%	(N=954)

## Portland Public Schools Successful Schools Survey Middle Grades Student Responses 2014-15

César Chávez

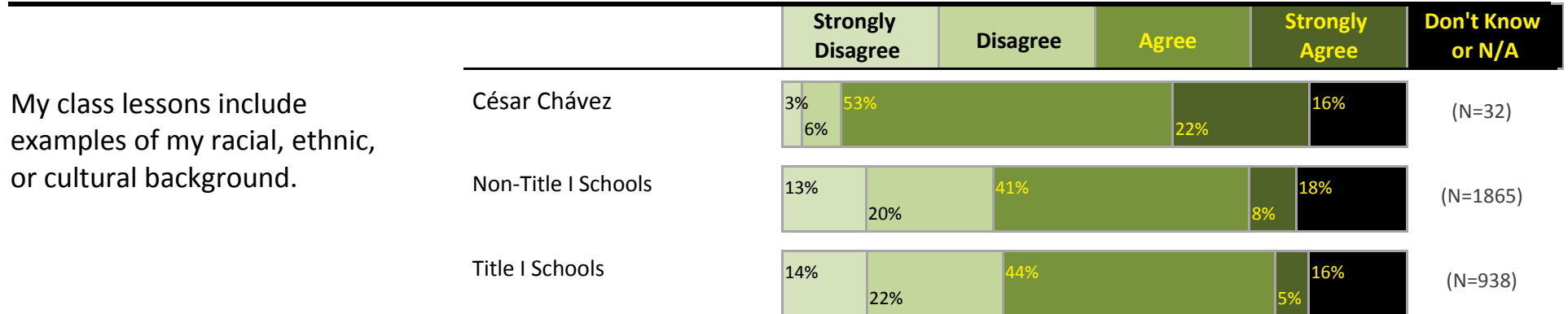
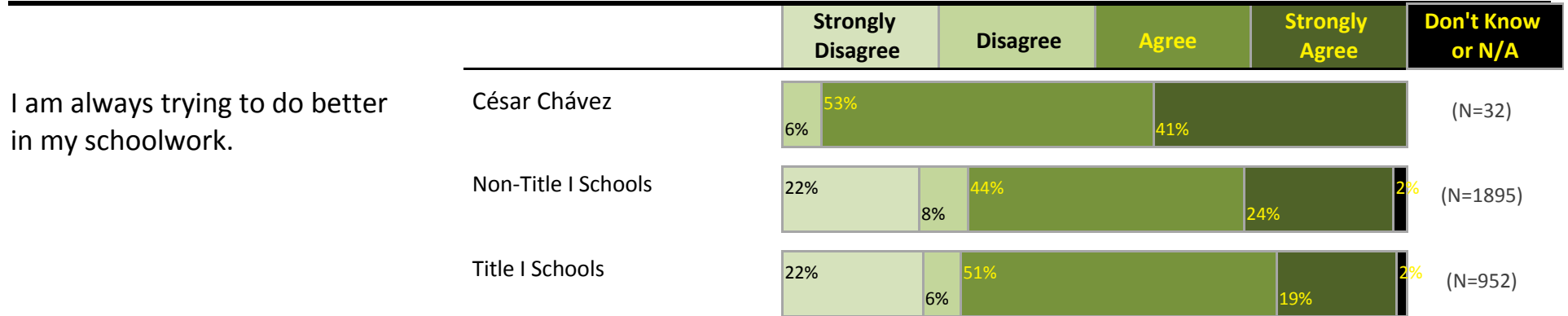
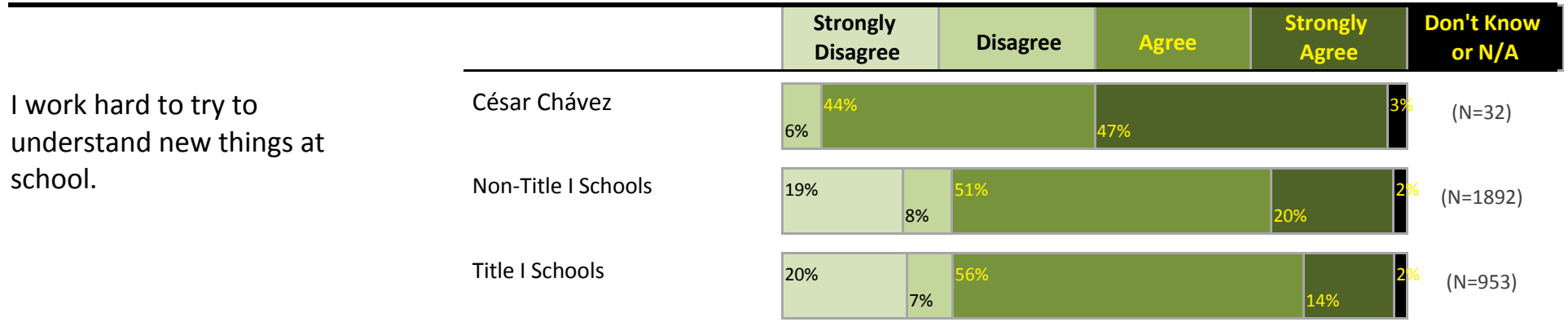
Page 7



## Portland Public Schools Successful Schools Survey Middle Grades Student Responses 2014-15

César Chávez

Page 8


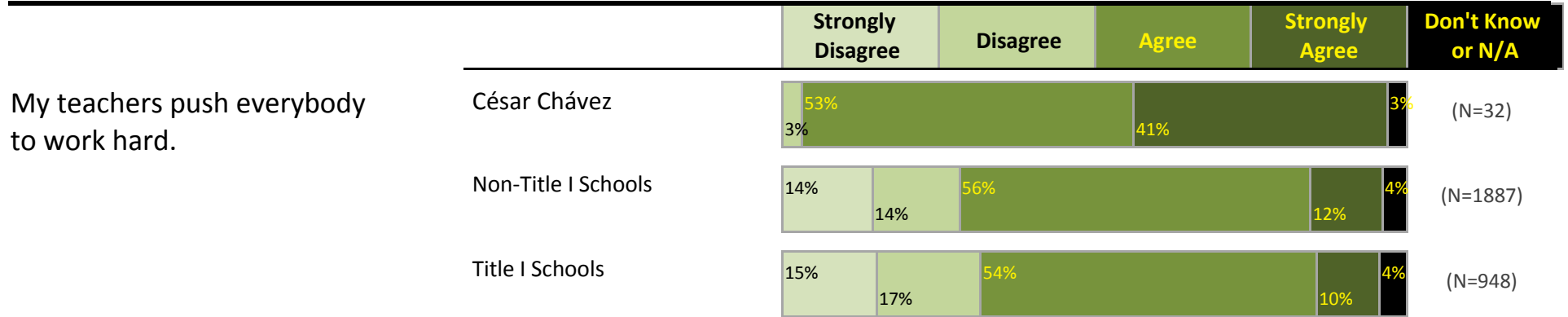
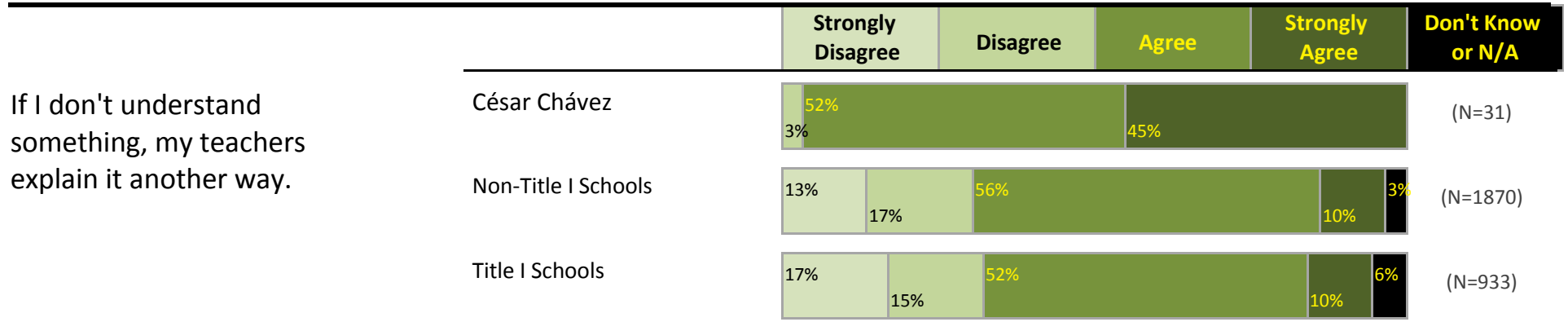




## Portland Public Schools Successful Schools Survey Middle Grades Student Responses 2014-15

César Chávez

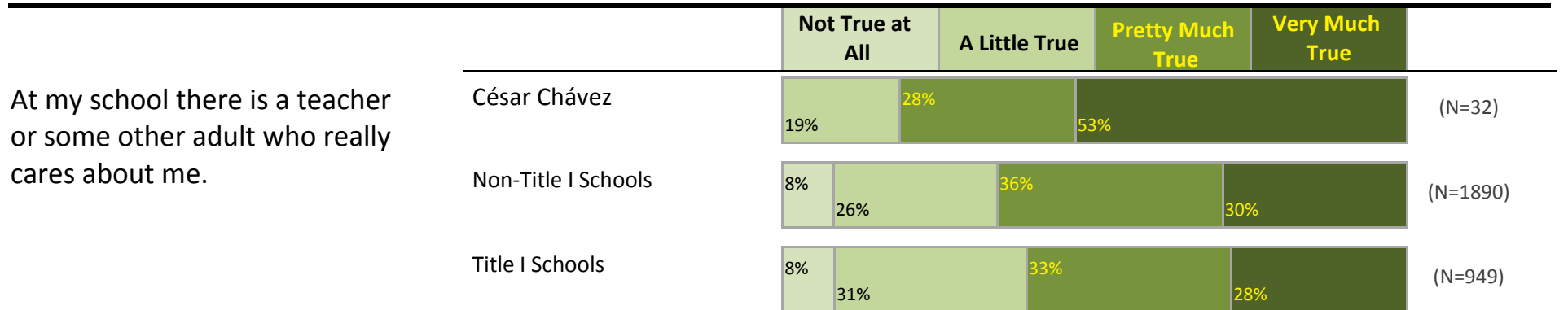


Page 9



## Portland Public Schools Successful Schools Survey Middle Grades Student Responses 2014-15

César Chávez

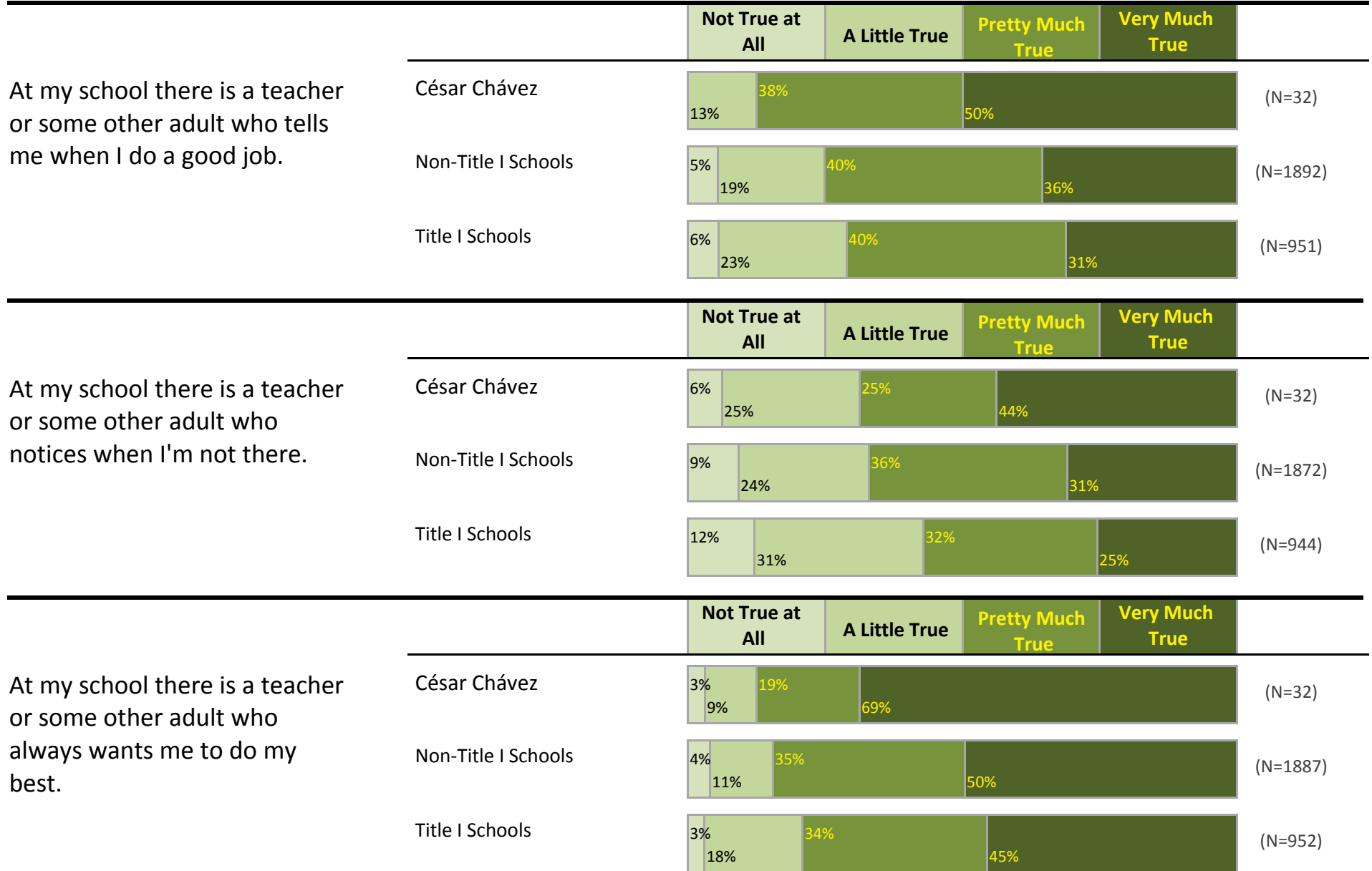
Page 10



## Portland Public Schools Successful Schools Survey Middle Grades Student Responses 2014-15

César Chávez


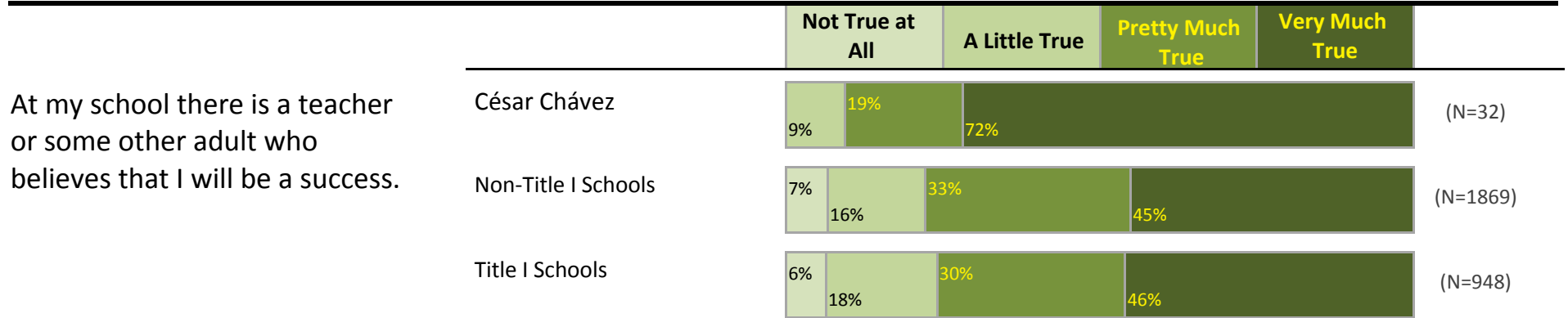
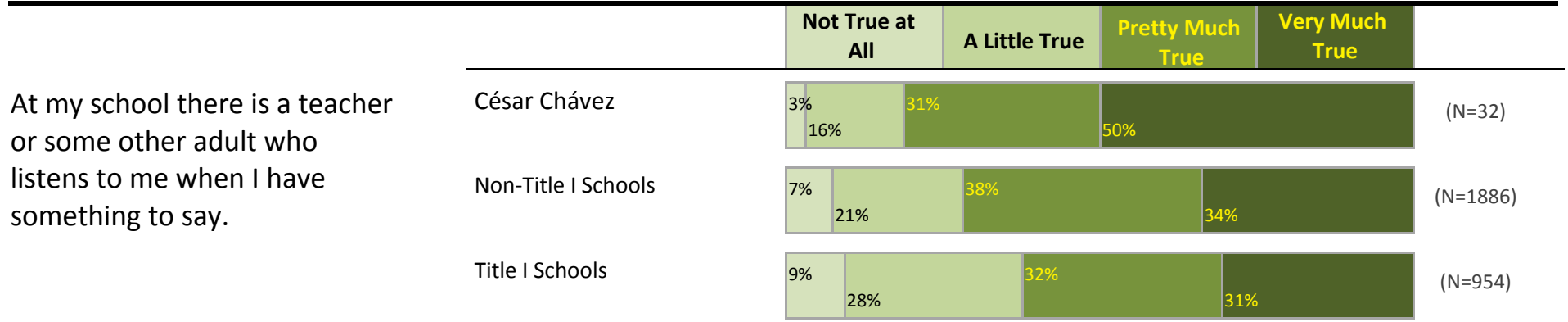
Page 11



## Portland Public Schools Successful Schools Survey Middle Grades Student Responses 2014-15

César Chávez

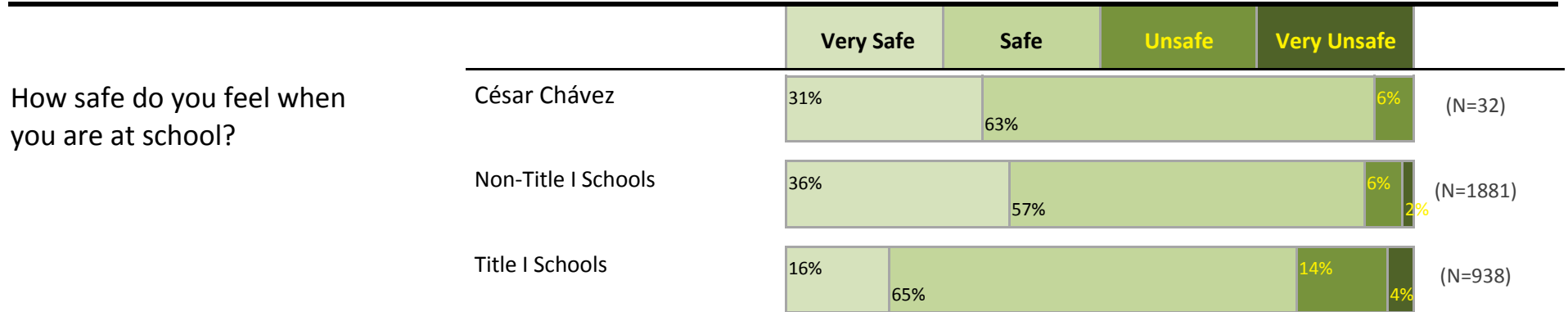


Page 12



## Portland Public Schools Successful Schools Survey Middle Grades Student Responses 2014-15

César Chávez

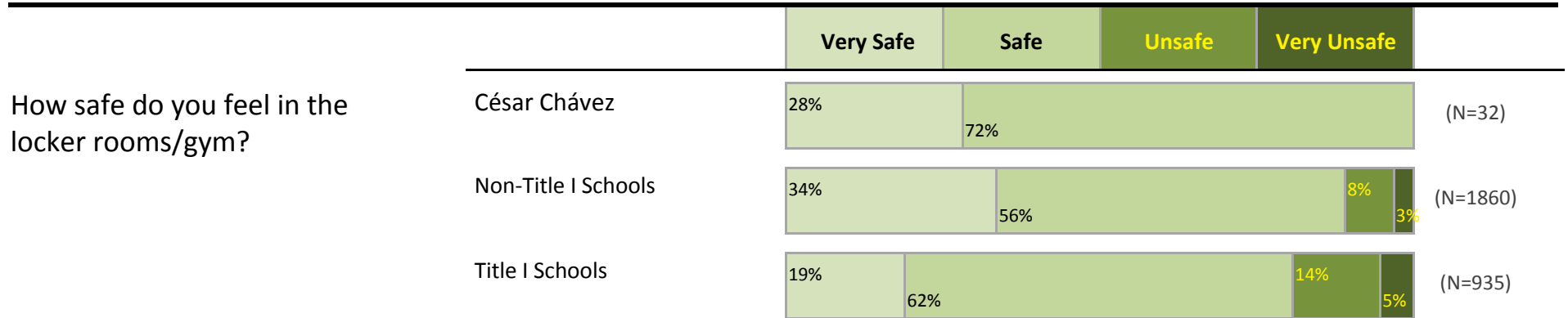
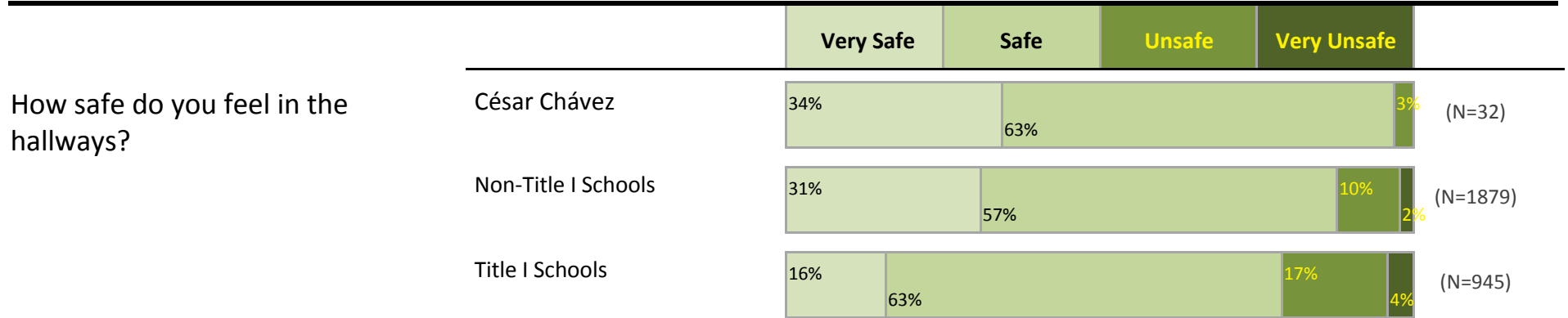
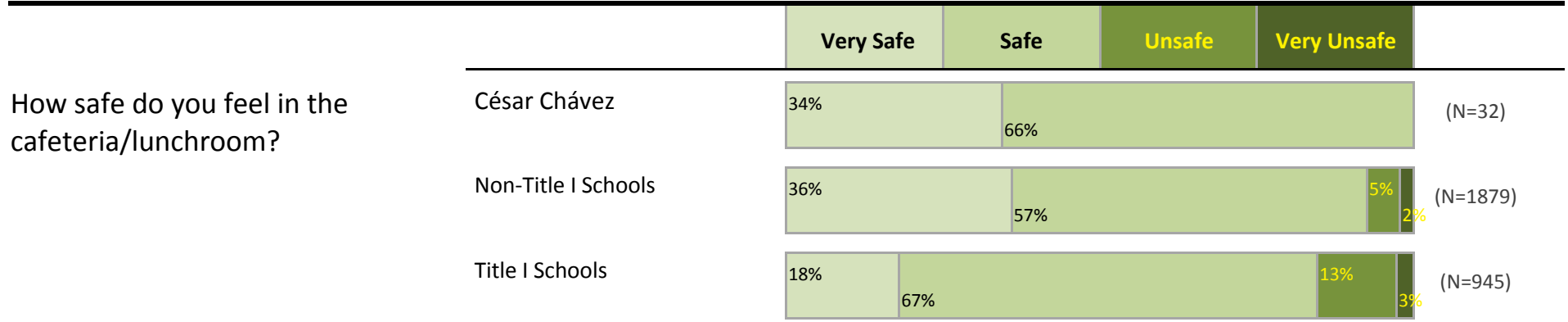
Page 13



## Portland Public Schools Successful Schools Survey Middle Grades Student Responses 2014-15

César Chávez

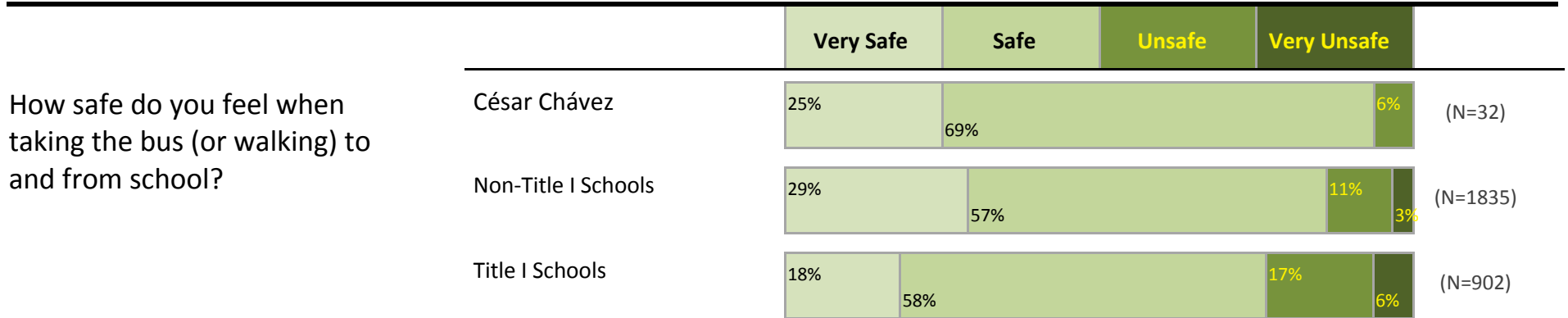
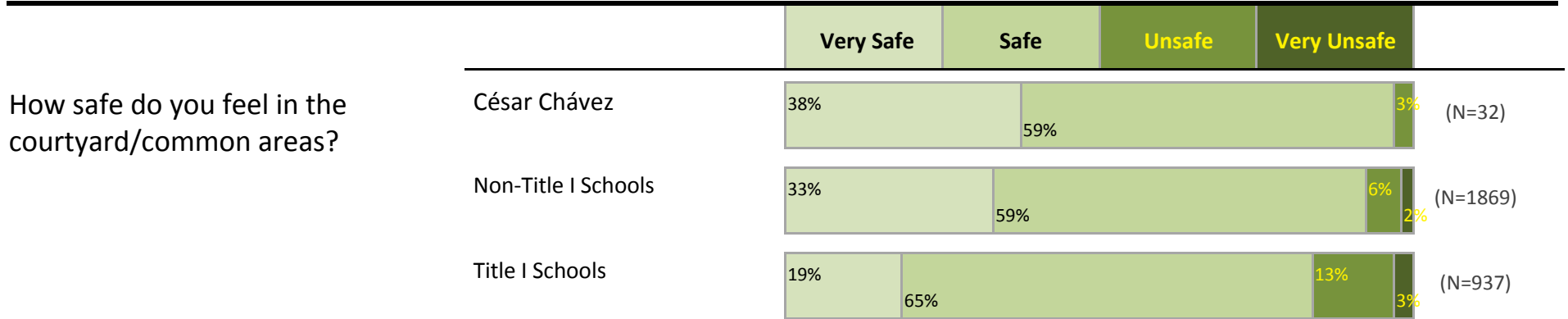

Page 14



## Portland Public Schools Successful Schools Survey Middle Grades Student Responses 2014-15

César Chávez




Page 15



## Portland Public Schools Successful Schools Survey Middle Grades Student Responses 2014-15

César Chávez

Page 16








## Portland Public Schools Successful Schools Survey Middle Grades Student Responses 2014-15




César Chávez

Page 17



## Portland Public Schools Successful Schools Survey Middle Grades Student Responses 2014-15




César Chávez



## Portland Public Schools Successful Schools Survey Middle Grades Student Responses 2014-15




César Chávez

Page 19



## Portland Public Schools Successful Schools Survey Middle Grades Student Responses 2014-15




César Chávez



# Portland Public Schools Successful Schools Survey

## Middle Grades Student Responses 2014-15




César Chávez



## Portland Public Schools Successful Schools Survey Middle Grades Student Responses 2014-15

César Chávez

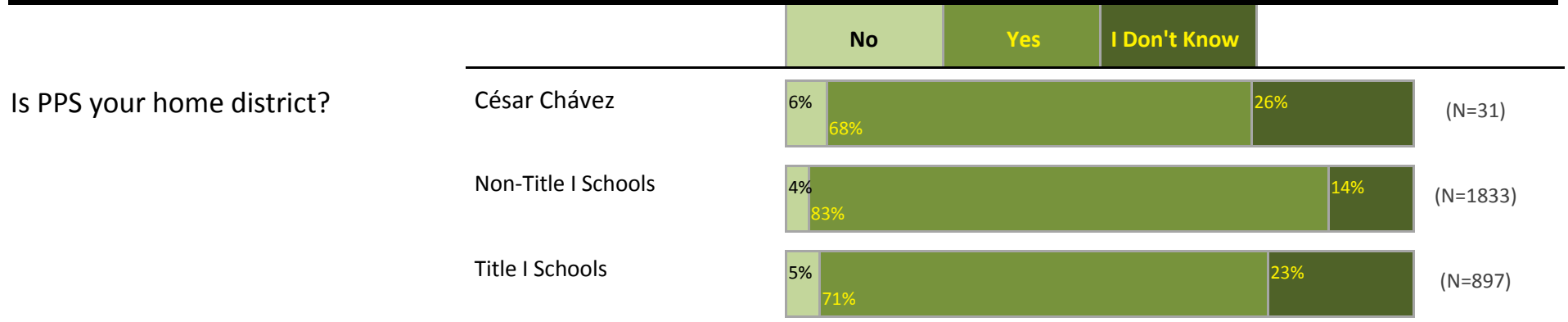
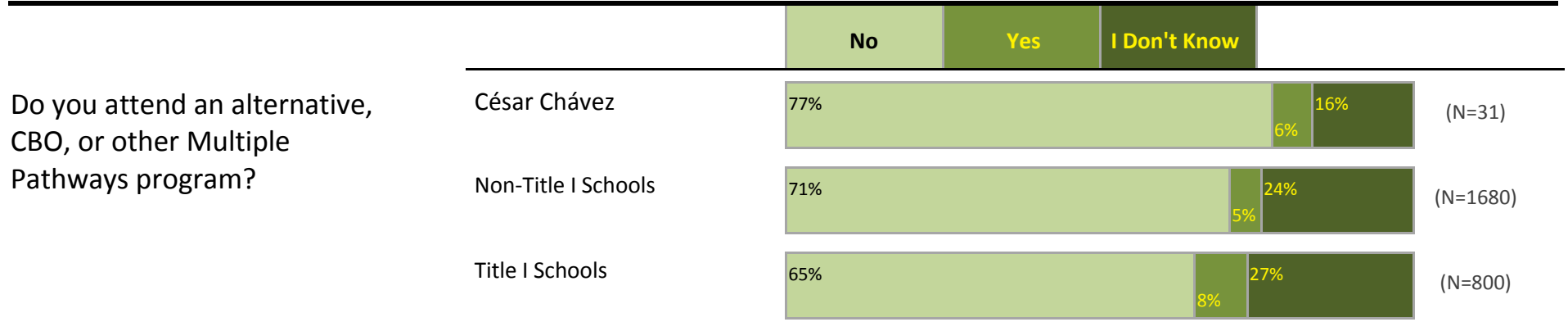

Page 22



# Portland Public Schools Successful Schools Survey

## Middle Grades Student Responses 2014-15



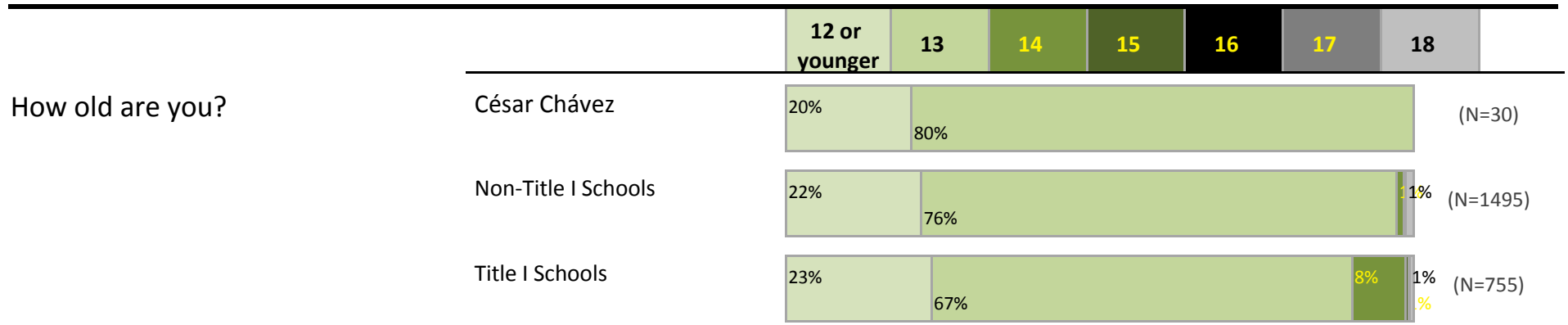
César Chávez



# Portland Public Schools Successful Schools Survey

## Middle Grades Student Responses 2014-15

César Chávez





# Portland Public Schools Successful Schools Survey

## Middle Grades Student Responses 2014-15

César Chávez

Which of the following best describes you?

Total Students: 33

(Because students could select more than one category, totals will exceed 100%.)

Heterosexual (straight)	67%
Gay or Lesbian	3%
Bisexual	3%
Transgender	0%
Queer	0%
Not sure or Questioning	6%
Decline to respond	6%
Other	3%
Blank	27%

Are you in an optional program?

Access at Rose City Park	0
Chinese Immersion	0
Experiential Learning Environment	0
Japanese Immersion	1
Russian Immersion	0
Spanish Immersion	10
Special Focus - Arts	0
Special Focus - CTE	0
Special Focus - History	0
Special Focus - Science	1
Special Focus - Dual Credit	0
Special Focus - Environmental Studies	0
Vietnamese Immersion	0
Winterhaven Special Focus - Math and Science	0
Other	6

# Portland Public Schools Successful Schools Survey

## Middle Grades Student Responses 2014-15

César Chávez

What races/ethnicities do you consider yourself?

Total Students: 33

*(Because students could select more than one category, totals will exceed 100%.)*

African American .....	18%
African .....	6%
Burundian .....	0%
Eritrean .....	0%
Ethiopian .....	3%
Somali .....	3%
Other African .....	6%
Other Black	
Caribbean Islands .....	3%
Other Black .....	3%
American Indian/Alaska Native .....	3%
Alaska Native .....	0%
Burns Paiute Tribe .....	0%
Confederated Tribes of the Coos, Lower Umpqua & Siuslaw Indians .....	0%
Confederated Tribes of the Grand Ronde Community of Oregon .....	0%
Confederated Tribes of Siletz Indians .....	0%
Confederated Tribes of the Umatilla Indian Reservation Indians .....	0%
Confederated Tribes of Warm Springs .....	0%
Coquille Indian Tribe .....	0%

American Indian/Alaska Native (continued)	
Cow Creek Band of Umpqua Tribe of Indians .....	0%
Klamath Tribes .....	0%
Other American Indian Tribe/Nation .....	3%
Native/Indigenous to Canada .....	0%
Asian .....	0%
Asian Indian .....	0%
Burmese .....	0%
Cambodian .....	0%
Chinese .....	3%
Filipino .....	0%
Hmong .....	3%
Japanese .....	0%
Karen .....	0%
Korean .....	0%
Laotian .....	0%
Mien .....	0%
Nepali .....	0%
Thai .....	0%
Tibetan .....	0%
Vietnamese .....	0%
Other Asian .....	0%

# Portland Public Schools Successful Schools Survey

## Middle Grades Student Responses 2014-15

César Chávez

What races/ethnicities do you consider yourself?

Total Students: 33

(Because students could select more than one category, totals will exceed 100%.)

Hispanic/Latino .....	30%
Caribbean Islands .....	0%
Central American Countries .....	6%
Indigenous Mexican, Central American or South American .....	0%
Mexican .....	36%
South American Countries .....	0%
Other Hispanic/Latino .....	0%
Middle Eastern/North African .....	0%
Pacific Islander .....	0%
Chuukese .....	0%
Guamanian or Chamorro .....	0%
Micronesian .....	0%
Native Hawaiian .....	0%
Samoan .....	0%
Tongan .....	0%
Other Pacific Islander .....	0%
White .....	3%
Romanian .....	0%
Russian .....	0%
Ukrainian .....	0%
European Countries .....	0%
Other White .....	0%
Blank .....	9%