
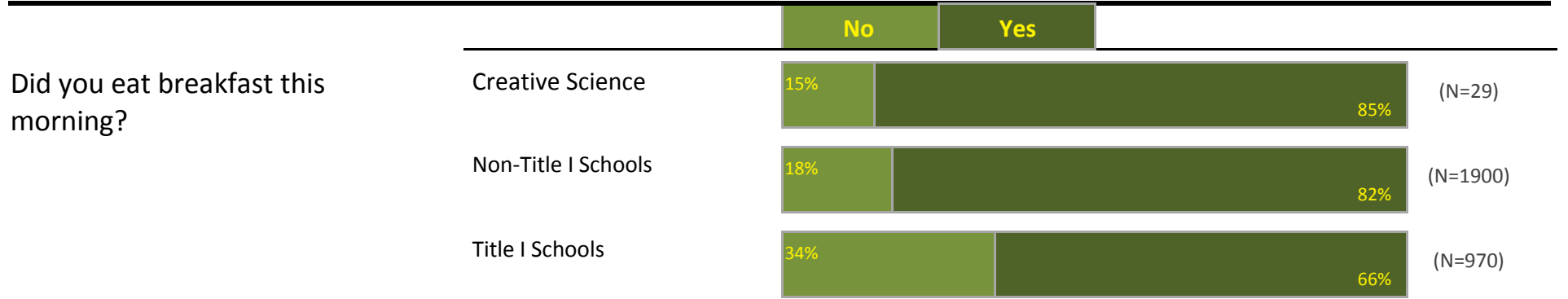
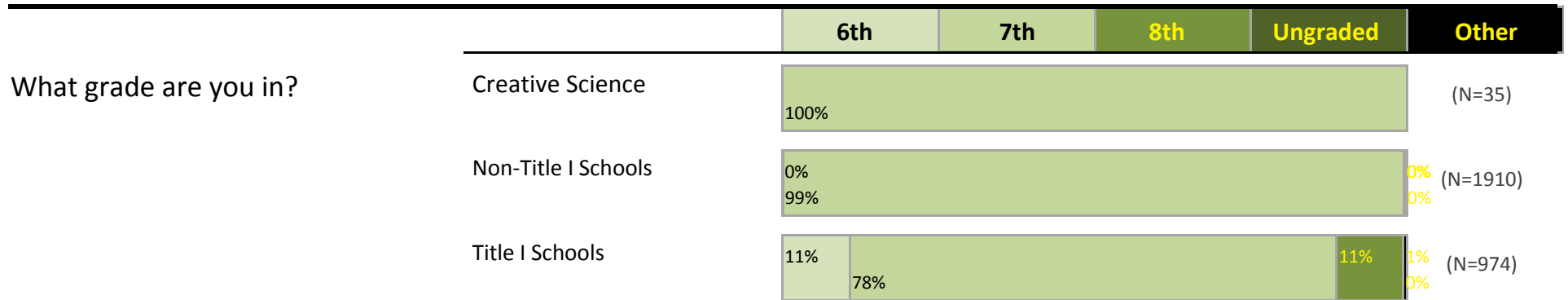


Portland Public Schools Successful Schools Survey

Middle Grades Student Responses 2014-15

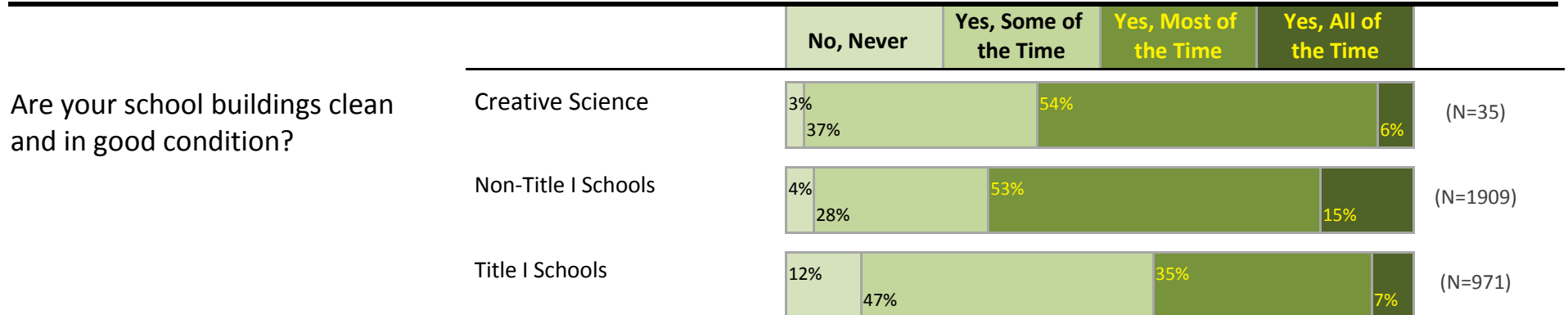


Creative Science



Portland Public Schools Successful Schools Survey

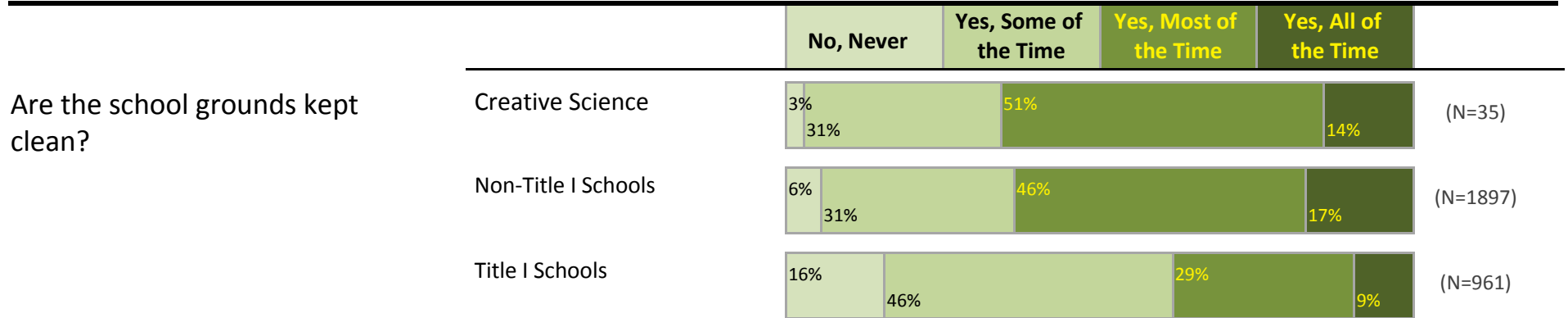
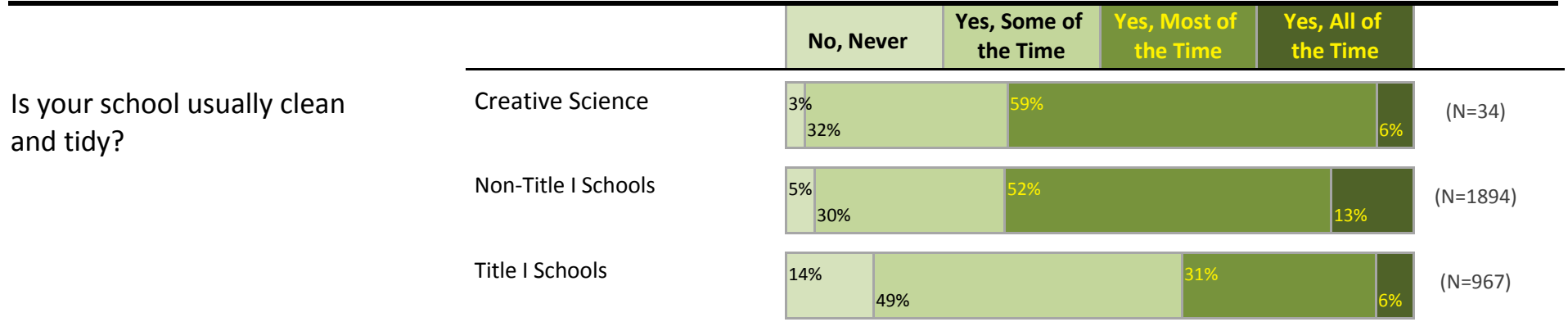
Middle Grades Student Responses 2014-15

Creative Science



Portland Public Schools Successful Schools Survey Middle Grades Student Responses 2014-15

Creative Science



Portland Public Schools Successful Schools Survey
Middle Grades Student Responses 2014-15

Creative Science

In the past 30 days, did you miss school for any of the following reasons?

Total Students: 35

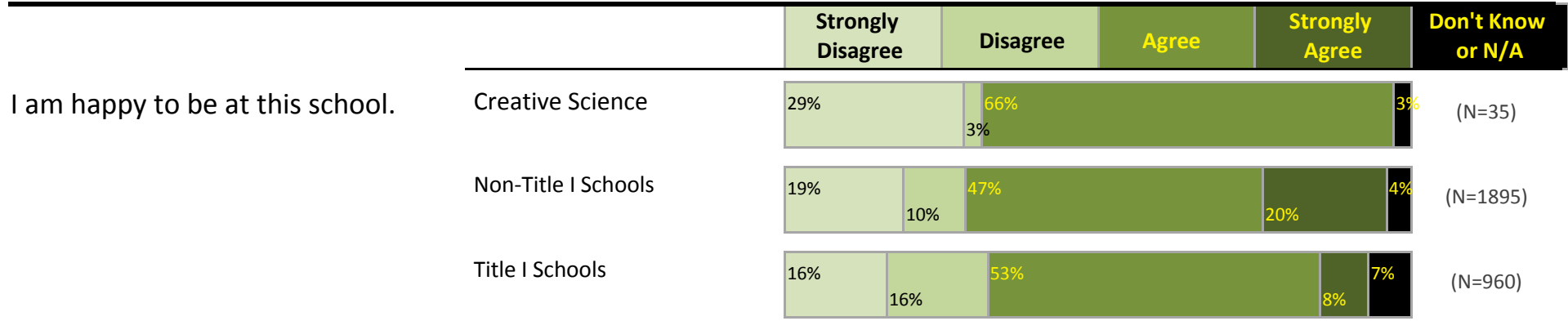

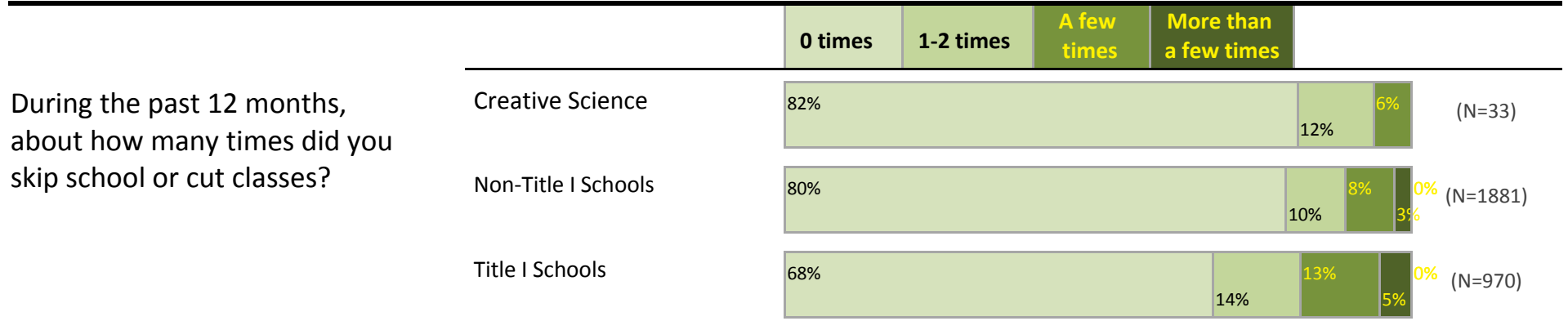
(Because students could select more than one category, totals will exceed 100%.)

Does not apply, I didn't miss any school.	11%
Illness (feeling physically sick), including problems with breathing or your teeth.	66%
Felt very sad, hopeless, anxious, stressed, or angry.	17%
Didn't get enough sleep.	11%
Didn't feel safe at school.	6%
Had to work.	0%
Had to take care of or help a family member or friend.	0%
Wanted to spend time with friends who don't go to your school.	3%
Wanted to use alcohol or drugs.	0%
Were behind in schoolwork or weren't prepared for a test or class assignment.	9%
Were bored with or uninterested in school.	6%
Were suspended.	0%
Other reason.	29%
Blank	0%

Portland Public Schools Successful Schools Survey

Middle Grades Student Responses 2014-15

Creative Science



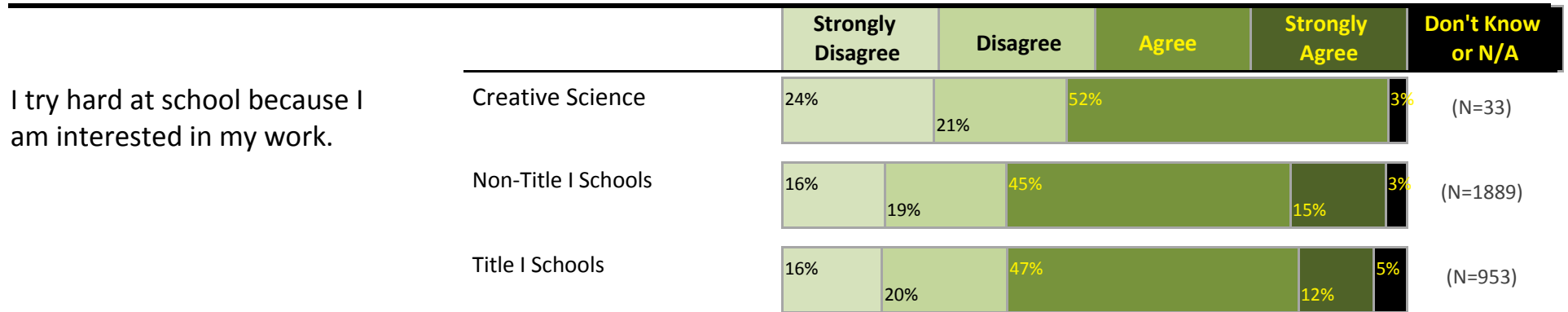


Portland Public Schools Successful Schools Survey Middle Grades Student Responses 2014-15

Creative Science

		Strongly Disagree	Disagree	Agree	Strongly Agree	Don't Know or N/A	
I feel like I am part of this school.	Creative Science	21%	3%	71%	6%	(N=34)	
	Non-Title I Schools	17%	10%	51%	16%	6%	(N=1893)
	Title I Schools	17%	17%	51%	8%	6%	(N=950)
		Strongly Disagree	Disagree	Agree	Strongly Agree	Don't Know or N/A	
This school is a supportive and inviting place for students to learn.	Creative Science	29%	6%	66%		(N=35)	
	Non-Title I Schools	18%	11%	51%	16%	4%	(N=1889)
	Title I Schools	17%	16%	53%	7%	7%	(N=949)
		Strongly Disagree	Disagree	Agree	Strongly Agree	Don't Know or N/A	
The teachers at this school treat students fairly.	Creative Science	17%	9%	66%	9%	(N=35)	
	Non-Title I Schools	15%	17%	53%	11%	4%	(N=1888)
	Title I Schools	15%	22%	48%	9%	7%	(N=954)



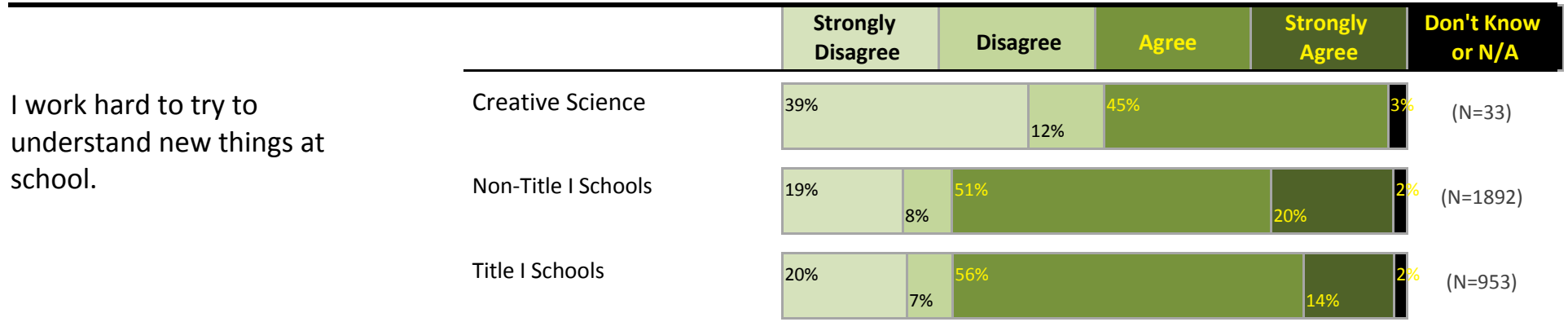
Portland Public Schools Successful Schools Survey Middle Grades Student Responses 2014-15

Creative Science





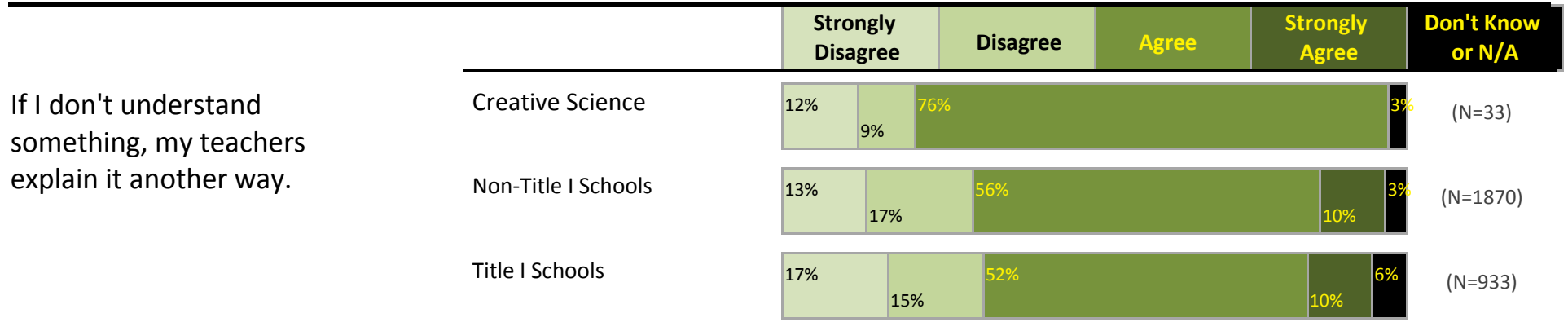
Portland Public Schools Successful Schools Survey Middle Grades Student Responses 2014-15

Creative Science






Portland Public Schools Successful Schools Survey Middle Grades Student Responses 2014-15

Creative Science



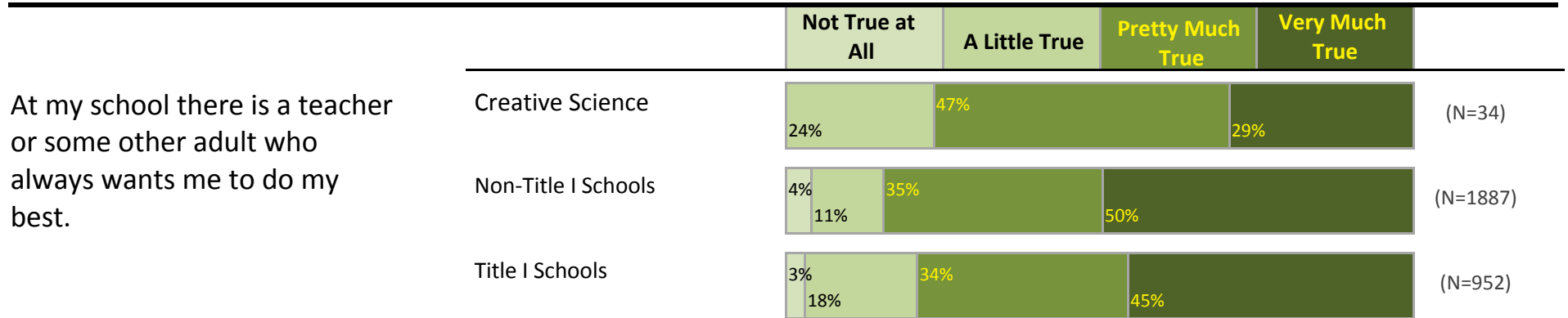

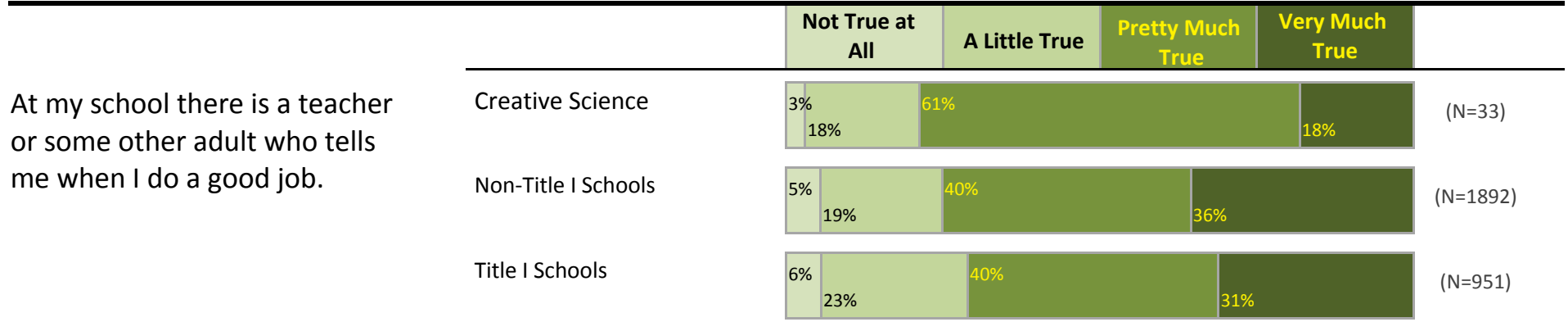
Portland Public Schools Successful Schools Survey Middle Grades Student Responses 2014-15

Creative Science




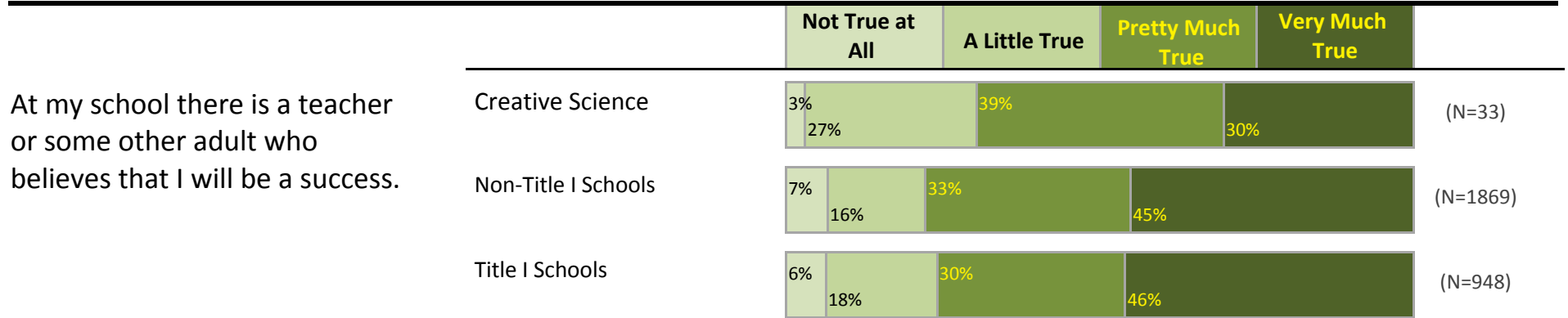
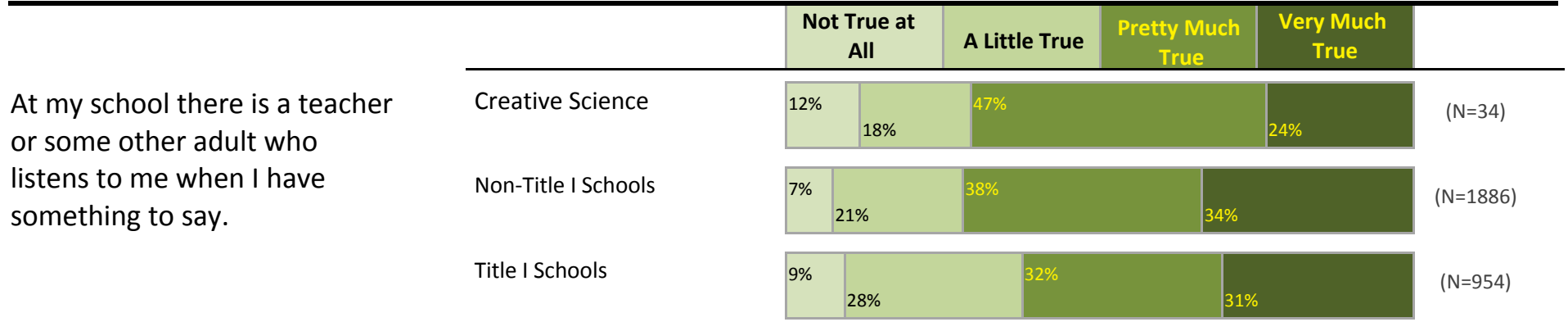
Portland Public Schools Successful Schools Survey Middle Grades Student Responses 2014-15

Creative Science



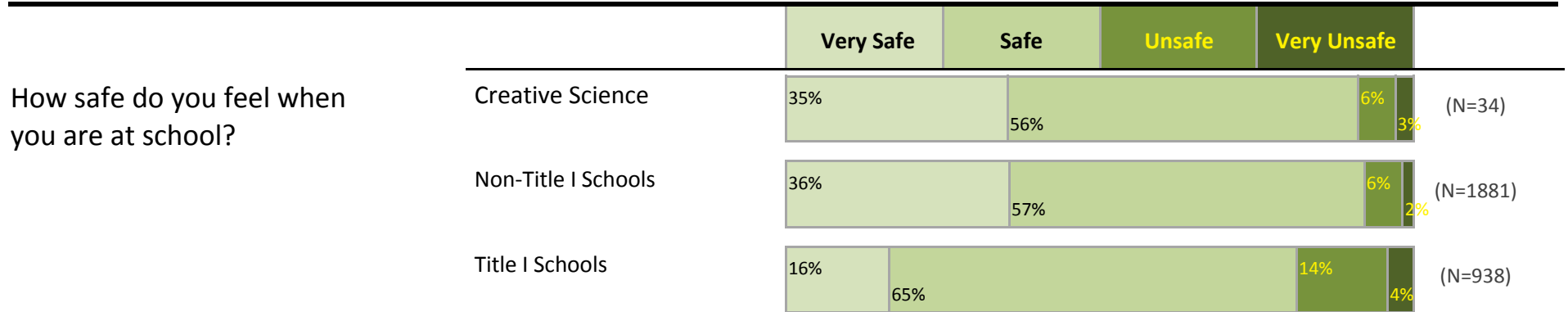


Portland Public Schools Successful Schools Survey Middle Grades Student Responses 2014-15

Creative Science



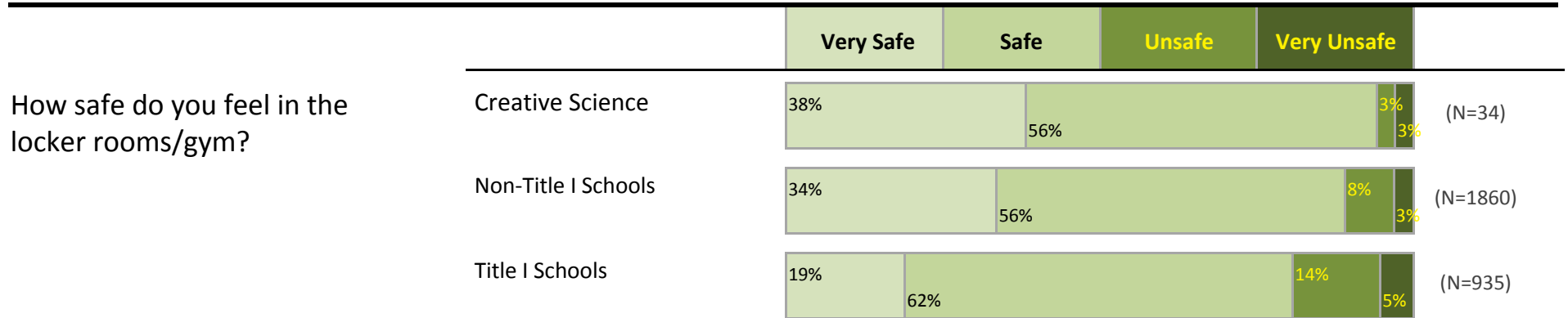
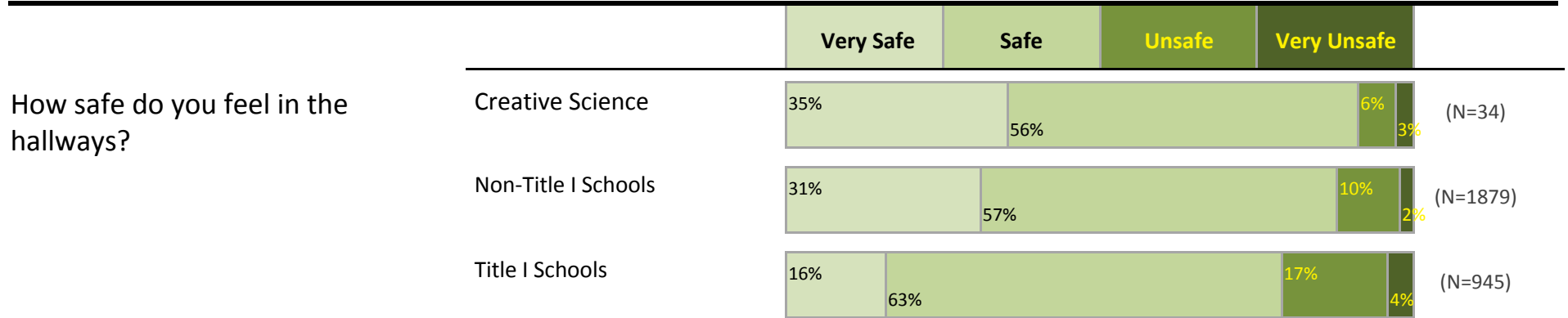
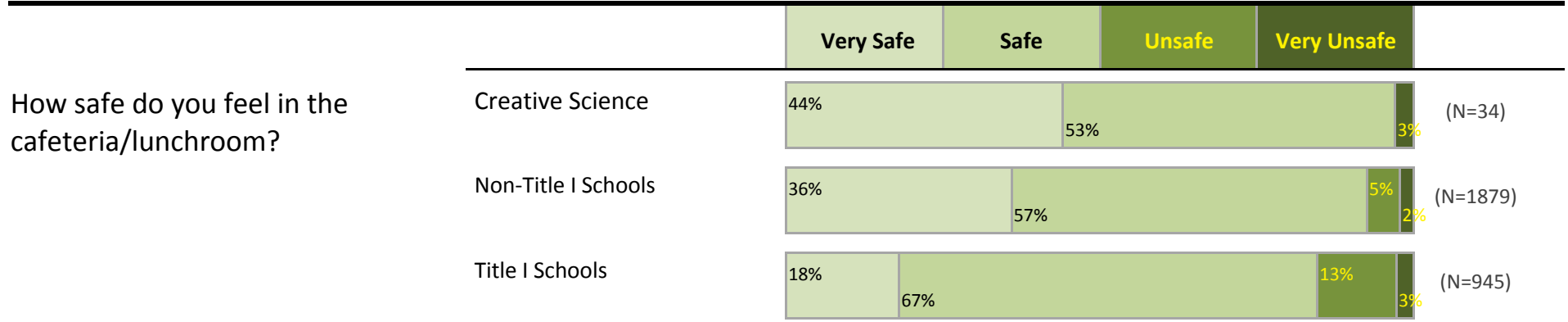
Portland Public Schools Successful Schools Survey Middle Grades Student Responses 2014-15

Creative Science



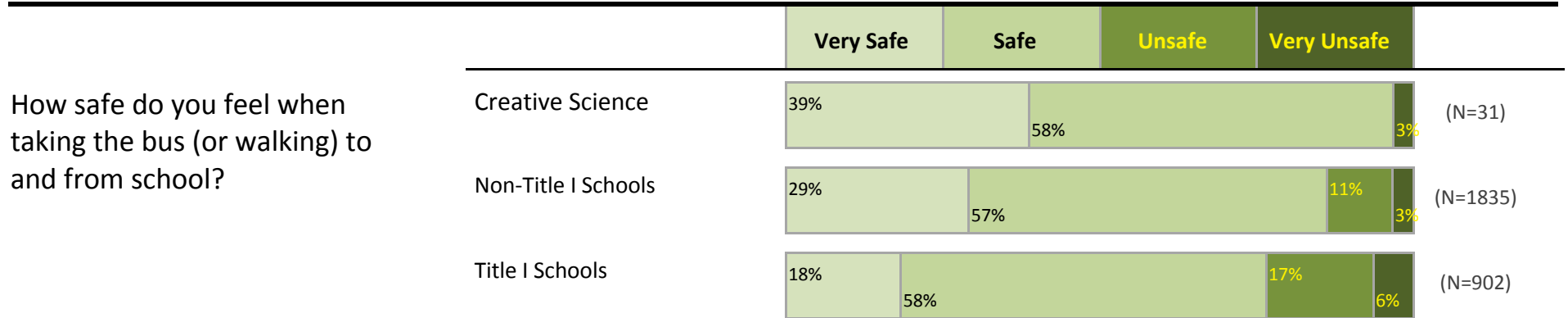
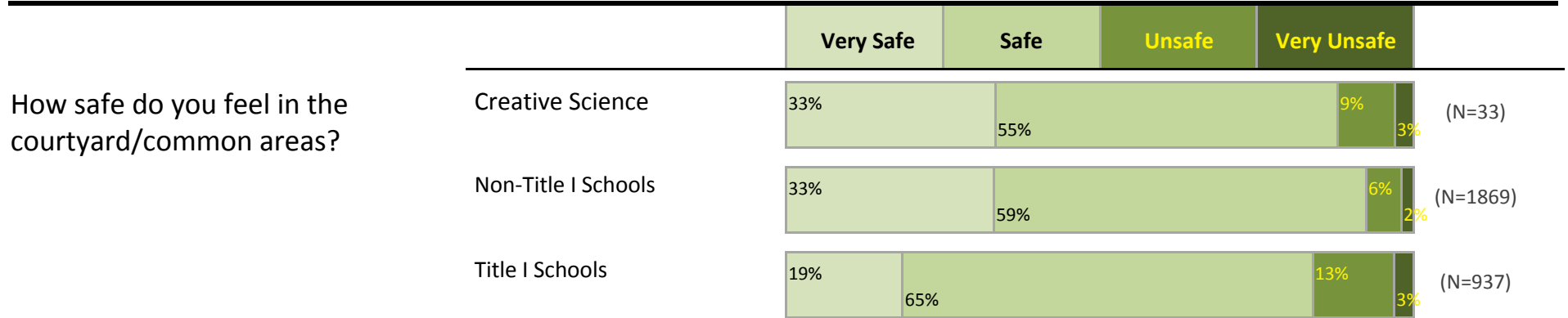
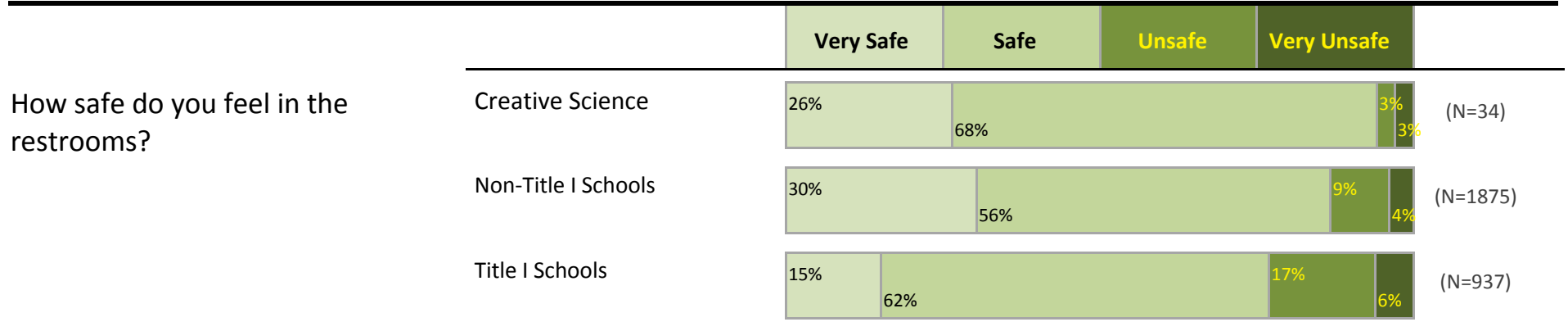
Portland Public Schools Successful Schools Survey Middle Grades Student Responses 2014-15

Creative Science





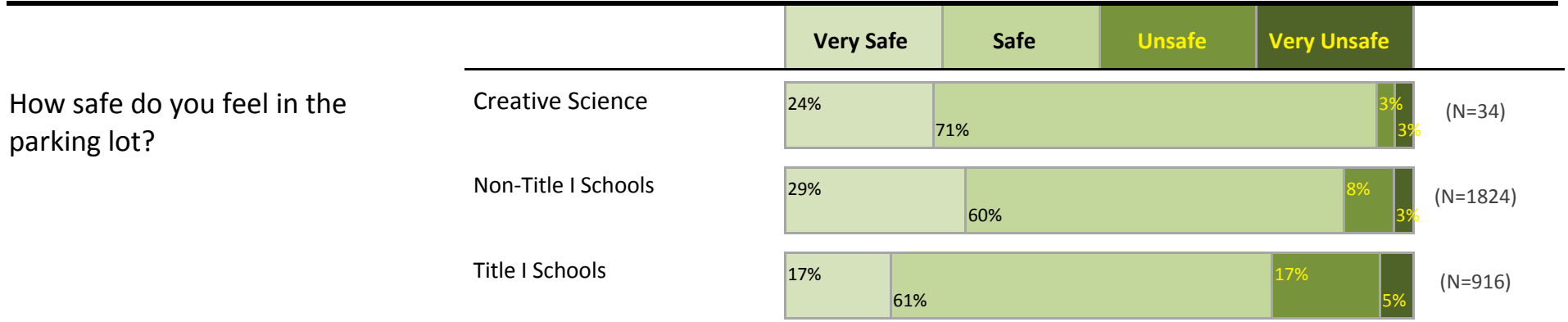
Portland Public Schools Successful Schools Survey Middle Grades Student Responses 2014-15

Creative Science



Portland Public Schools Successful Schools Survey Middle Grades Student Responses 2014-15

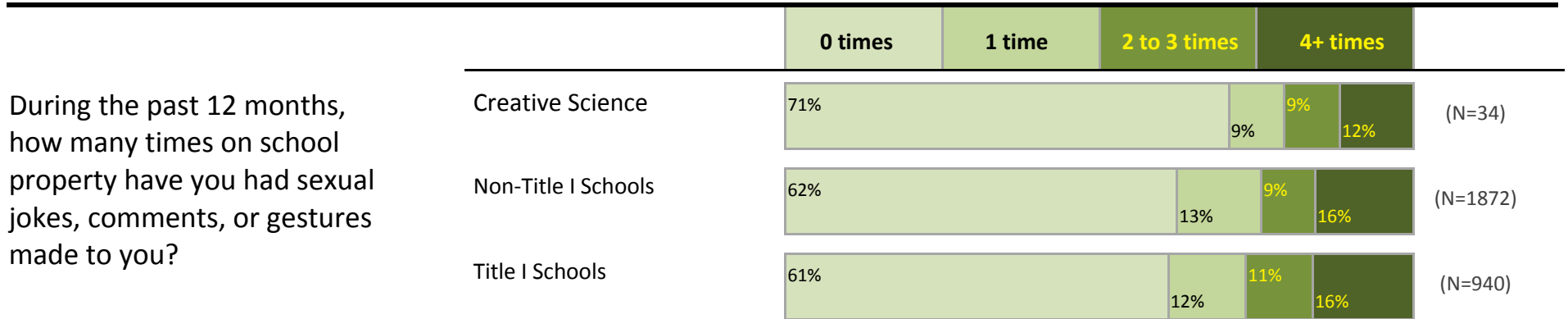


Creative Science



Portland Public Schools Successful Schools Survey

Middle Grades Student Responses 2014-15




Creative Science



Portland Public Schools Successful Schools Survey




Middle Grades Student Responses 2014-15

Creative Science



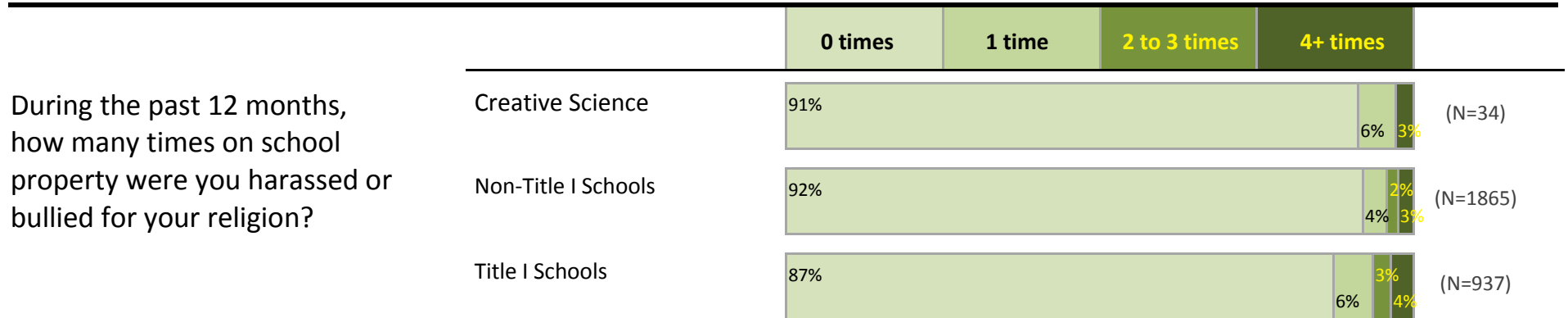


Portland Public Schools Successful Schools Survey Middle Grades Student Responses 2014-15

Creative Science



Portland Public Schools Successful Schools Survey Middle Grades Student Responses 2014-15

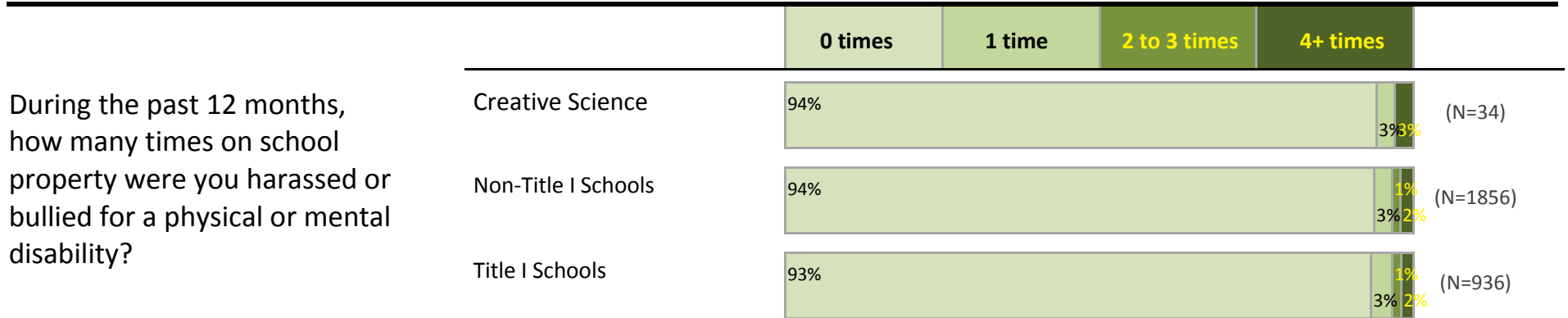


Creative Science



Portland Public Schools Successful Schools Survey



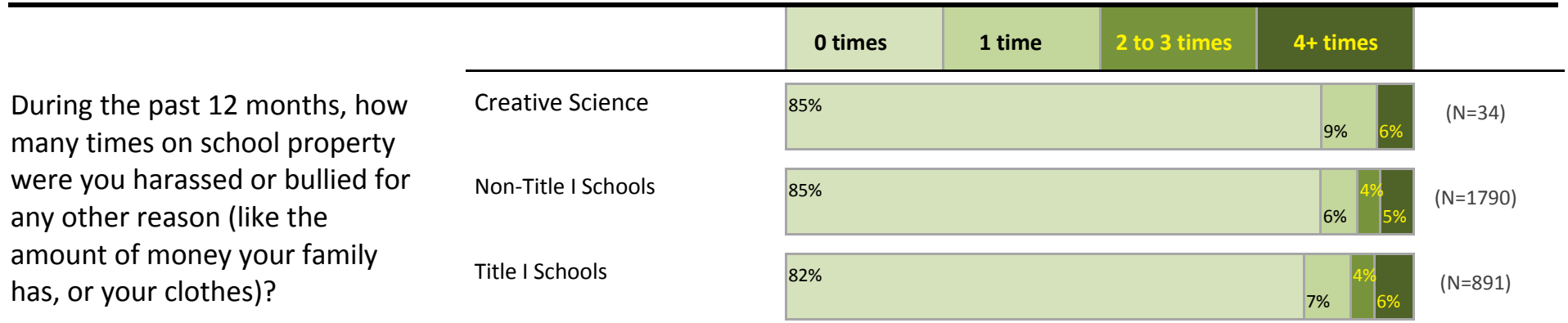
Middle Grades Student Responses 2014-15

Creative Science



Portland Public Schools Successful Schools Survey Middle Grades Student Responses 2014-15

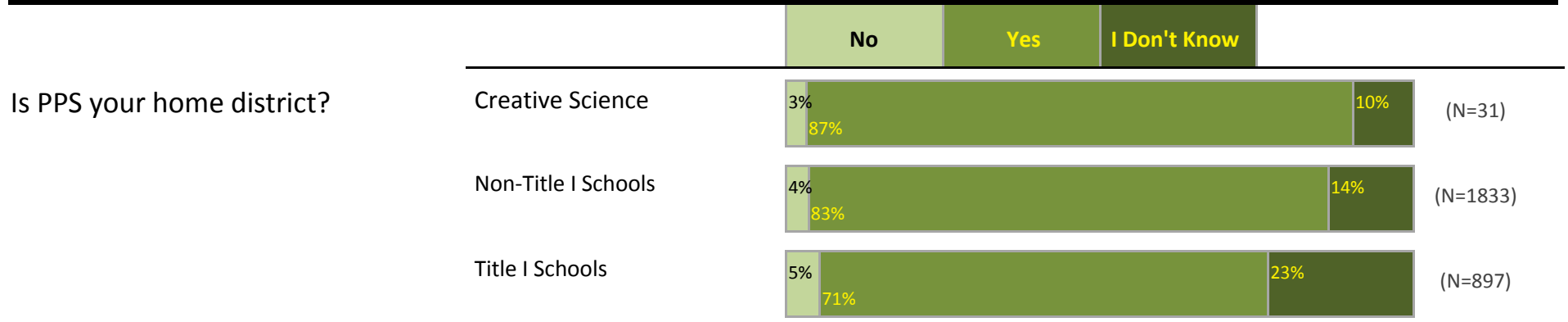


Creative Science



Portland Public Schools Successful Schools Survey

Middle Grades Student Responses 2014-15



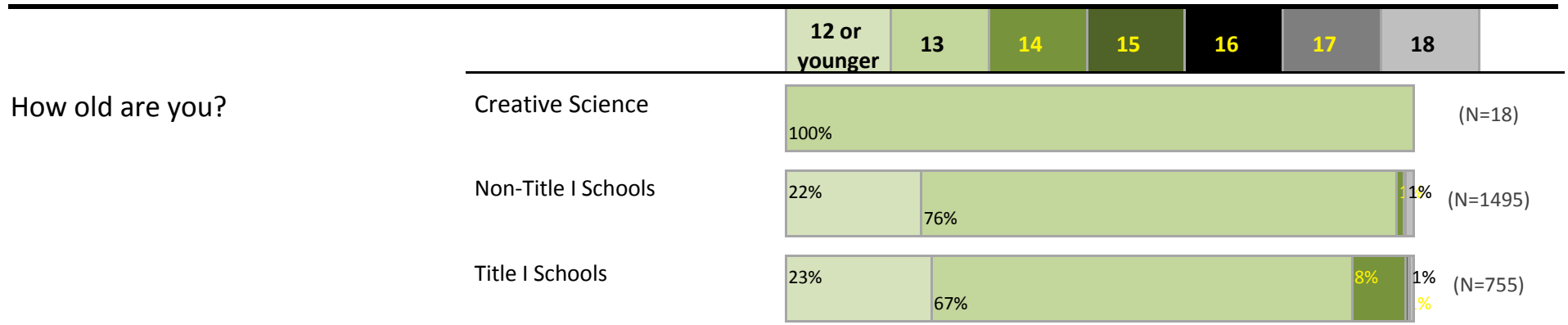
Creative Science



Portland Public Schools Successful Schools Survey

Middle Grades Student Responses 2014-15

Creative Science



Portland Public Schools Successful Schools Survey

Middle Grades Student Responses 2014-15

Creative Science

Which of the following best describes you?

Total Students: 35

(Because students could select more than one category, totals will exceed 100%.)

Heterosexual (straight)	63%
Gay or Lesbian	3%
Bisexual	6%
Transgender	0%
Queer	0%
Not sure or Questioning	6%
Decline to respond	11%
Other	0%
Blank	17%

Are you in an optional program?

Access at Rose City Park	1
Chinese Immersion	0
Experiential Learning Environment	0
Japanese Immersion	0
Russian Immersion	0
Spanish Immersion	0
Special Focus - Arts	1
Special Focus - CTE	0
Special Focus - History	0
Special Focus - Science	0
Special Focus - Dual Credit	0
Special Focus - Environmental Studies	0
Vietnamese Immersion	0
Winterhaven Special Focus - Math and Science	0
Other	12

Portland Public Schools Successful Schools Survey

Middle Grades Student Responses 2014-15

Creative Science

What races/ethnicities do you consider yourself?

Total Students: 35

(Because students could select more than one category, totals will exceed 100%.)

African American	9%	American Indian/Alaska Native (continued)	
African	0%	Cow Creek Band of Umpqua Tribe of Indians	0%
Burundian	0%	Klamath Tribes	0%
Eritrean	0%	Other American Indian Tribe/Nation	0%
Ethiopian	0%	Native/Indigenous to Canada	0%
Somali	0%	Asian	3%
Other African	3%	Asian Indian	0%
Other Black		Burmese	0%
Caribbean Islands	0%	Cambodian	0%
Other Black	0%	Chinese	0%
American Indian/Alaska Native	0%	Filipino	0%
Alaska Native	0%	Hmong	0%
Burns Paiute Tribe	0%	Japanese	0%
Confederated Tribes of the Coos, Lower Umpqua & Siuslaw Indians	0%	Karen	0%
Confederated Tribes of the Grand Ronde Community of Oregon	0%	Korean	3%
Confederated Tribes of Siletz Indians	0%	Laotian	0%
Confederated Tribes of the Umatilla Indian Reservation Indians	0%	Mien	0%
Confederated Tribes of Warm Springs	0%	Nepali	0%
Coquille Indian Tribe	0%	Thai	0%
		Tibetan	0%
		Vietnamese	0%
		Other Asian	0%

Portland Public Schools Successful Schools Survey

Middle Grades Student Responses 2014-15

Creative Science

What races/ethnicities do you consider yourself?

Total Students: 35

(Because students could select more than one category, totals will exceed 100%.)

Hispanic/Latino	0%
Caribbean Islands	0%
Central American Countries	0%
Indigenous Mexican, Central American or South American	0%
Mexican	0%
South American Countries	3%
Other Hispanic/Latino	0%
Middle Eastern/North African	0%
Pacific Islander	3%
Chuukese	0%
Guamanian or Chamorro	0%
Micronesia	0%
Native Hawaiian	0%
Samoan	0%
Tongan	0%
Other Pacific Islander	3%
White	46%
Romanian	0%
Russian	0%
Ukrainian	0%
European Countries	37%
Other White	26%
Blank	14%