
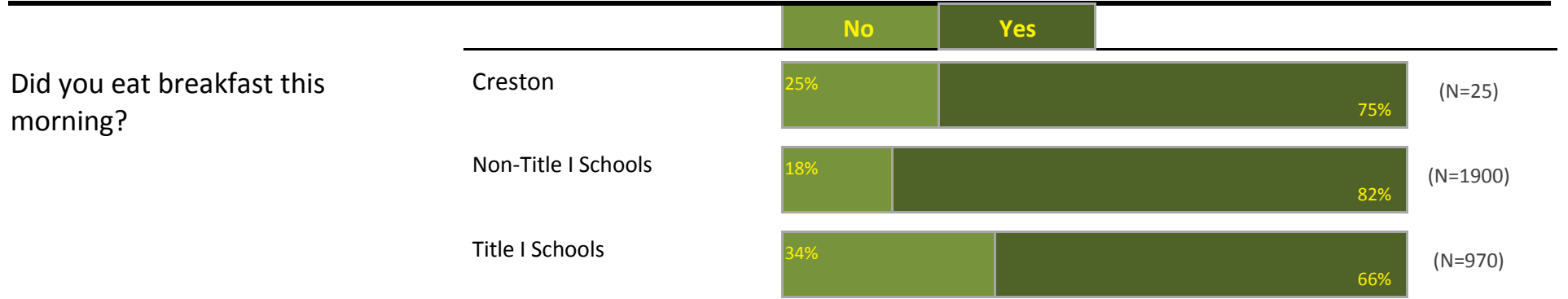
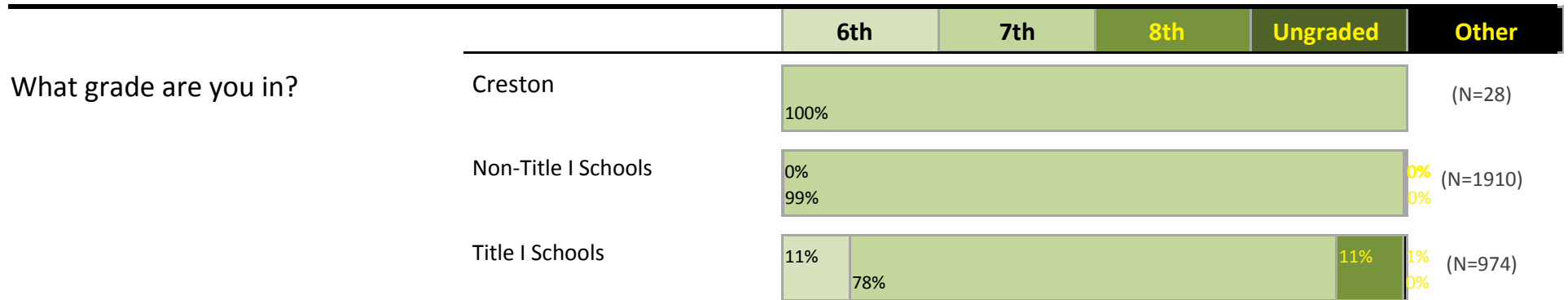


Portland Public Schools Successful Schools Survey

Middle Grades Student Responses 2014-15

Creston

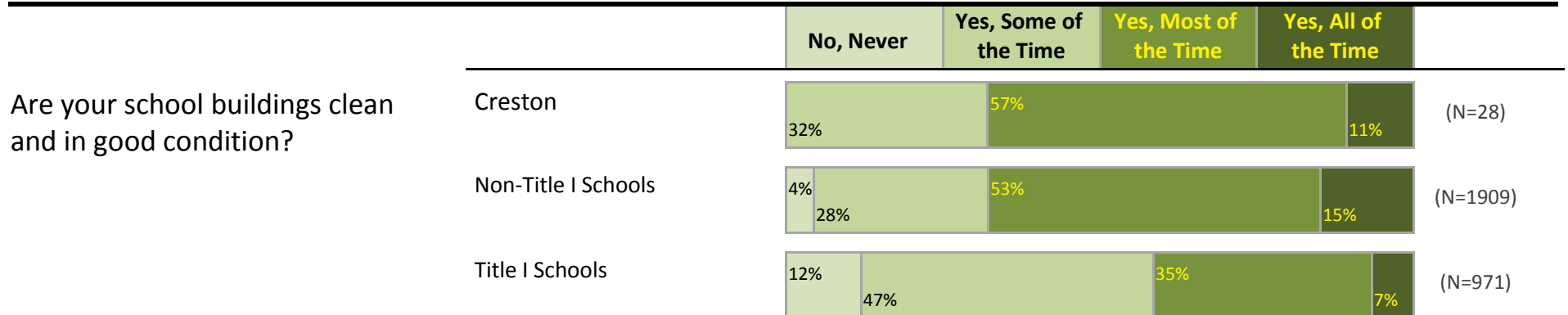
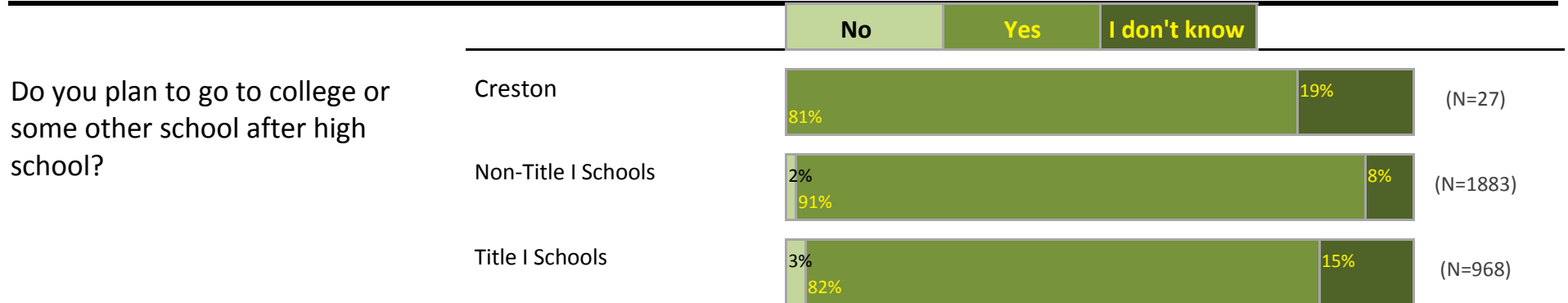
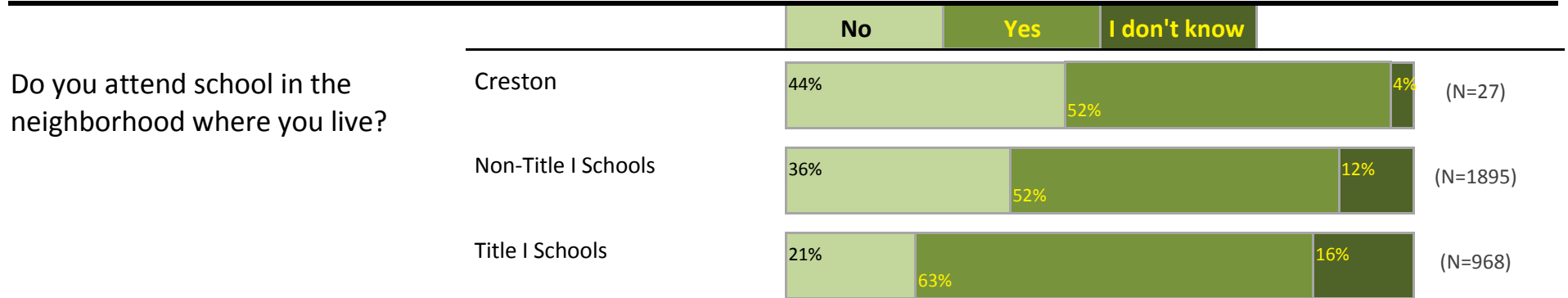


Portland Public Schools Successful Schools Survey

Middle Grades Student Responses 2014-15

Creston

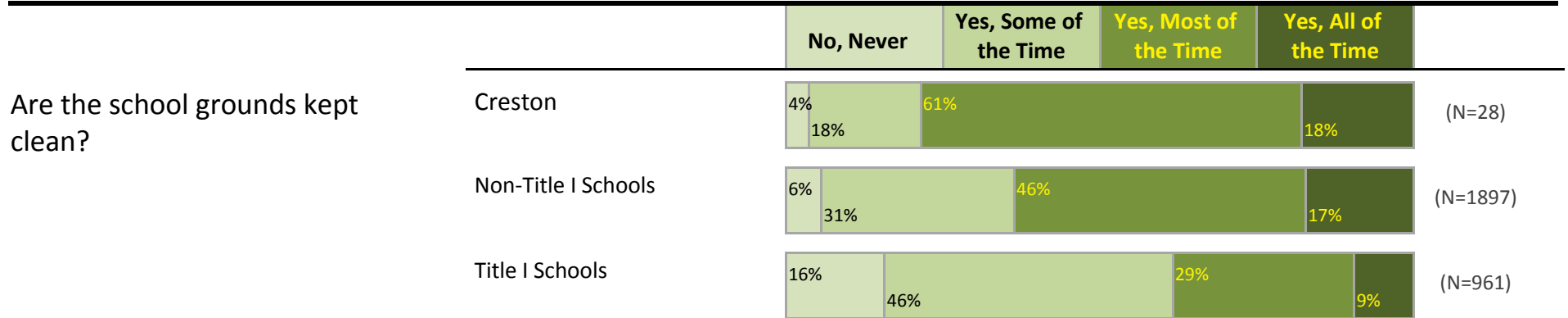
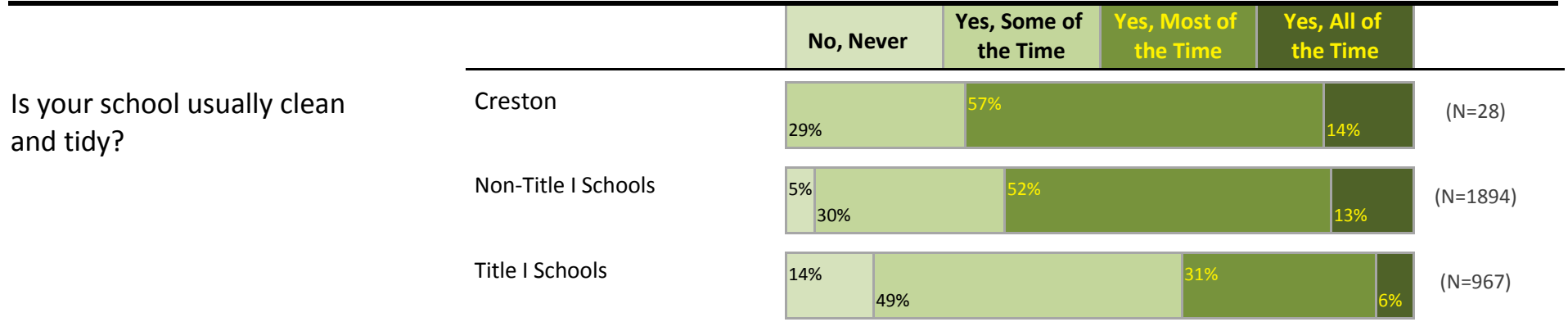
Page 2



Portland Public Schools Successful Schools Survey Middle Grades Student Responses 2014-15

Creston

Page 3



Portland Public Schools Successful Schools Survey
Middle Grades Student Responses 2014-15

Creston

In the past 30 days, did you miss school for any of the following reasons?

Total Students: 28




(Because students could select more than one category, totals will exceed 100%.)

Does not apply, I didn't miss any school.	43%
Illness (feeling physically sick), including problems with breathing or your teeth.	39%
Felt very sad, hopeless, anxious, stressed, or angry.	7%
Didn't get enough sleep.	14%
Didn't feel safe at school.	0%
Had to work.	7%
Had to take care of or help a family member or friend.	7%
Wanted to spend time with friends who don't go to your school.	4%
Wanted to use alcohol or drugs.	0%
Were behind in schoolwork or weren't prepared for a test or class assignment.	11%
Were bored with or uninterested in school.	4%
Were suspended.	4%
Other reason.	18%
Blank	0%

Portland Public Schools Successful Schools Survey

Middle Grades Student Responses 2014-15




Creston



Portland Public Schools Successful Schools Survey Middle Grades Student Responses 2014-15

Creston




Page 6



Portland Public Schools Successful Schools Survey Middle Grades Student Responses 2014-15

Creston

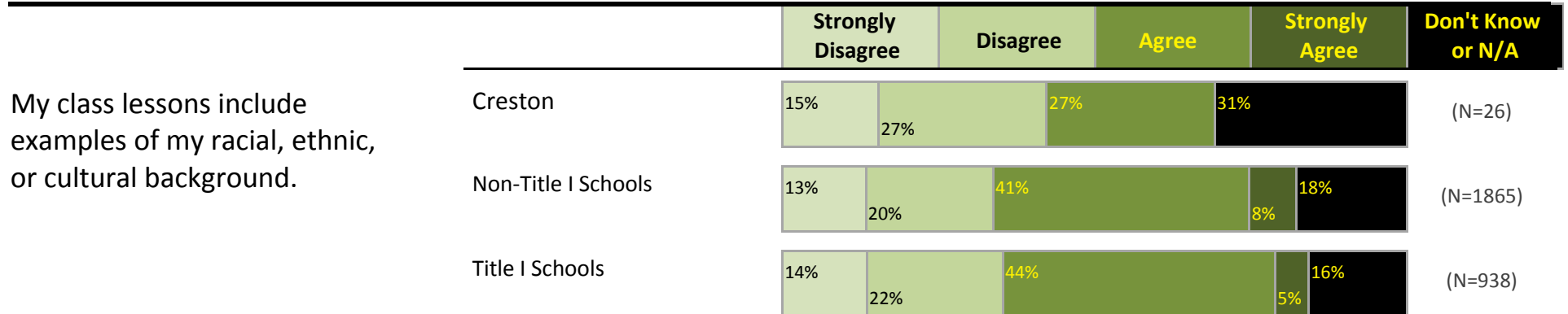


Page 7



Portland Public Schools Successful Schools Survey Middle Grades Student Responses 2014-15

Creston




Page 8



Portland Public Schools Successful Schools Survey Middle Grades Student Responses 2014-15

Creston




Page 9



Portland Public Schools Successful Schools Survey Middle Grades Student Responses 2014-15

Creston

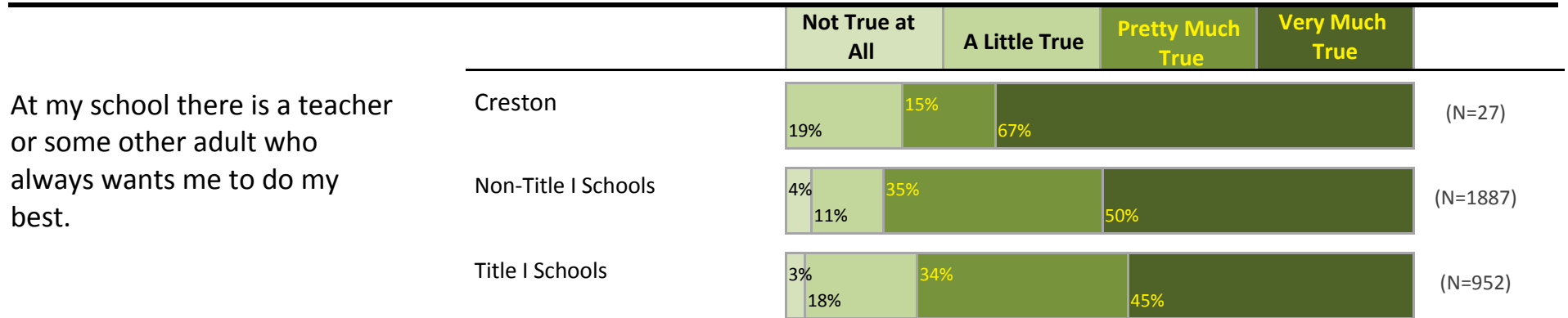

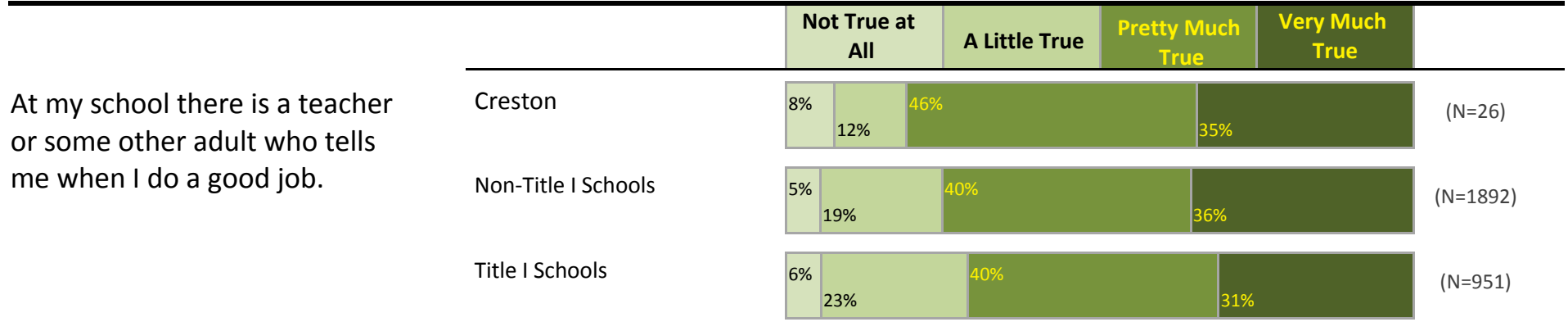
Page 10



Portland Public Schools Successful Schools Survey Middle Grades Student Responses 2014-15

Creston


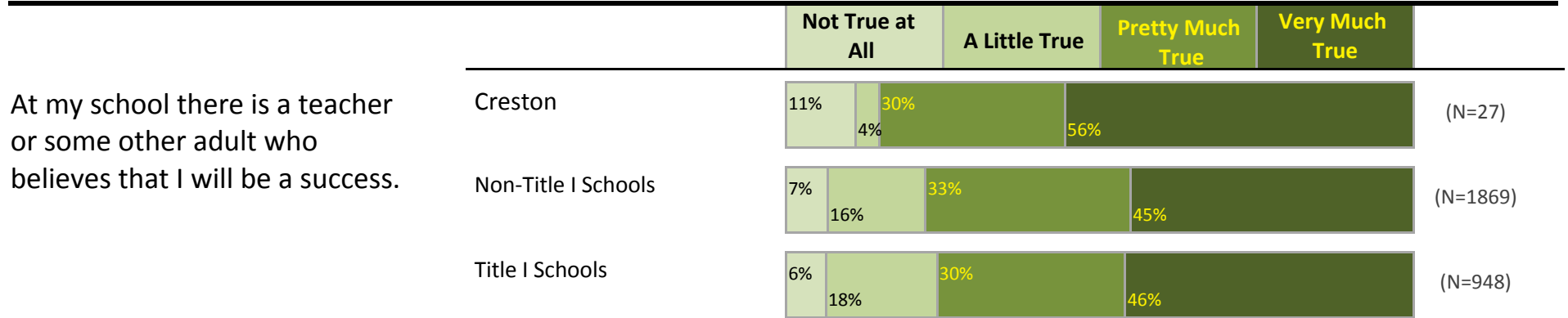
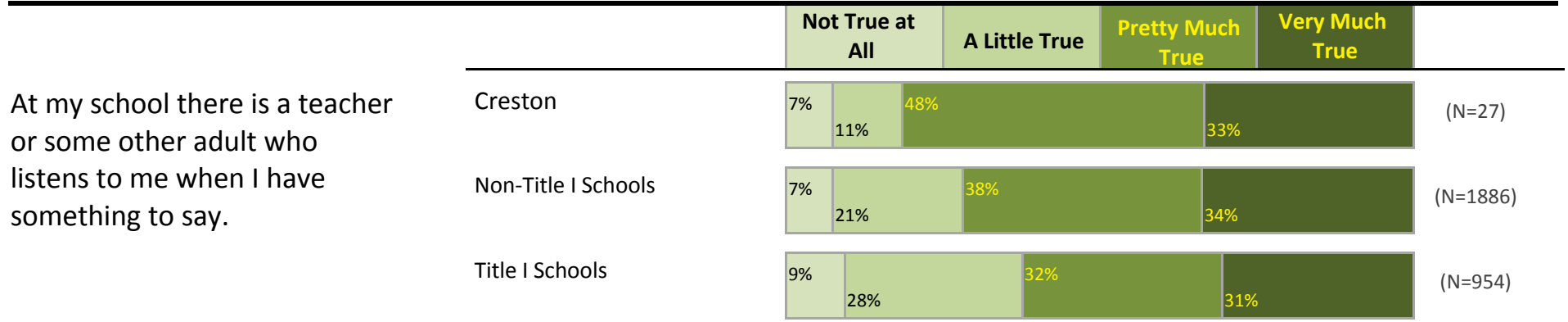
Page 11



Portland Public Schools Successful Schools Survey Middle Grades Student Responses 2014-15

Creston

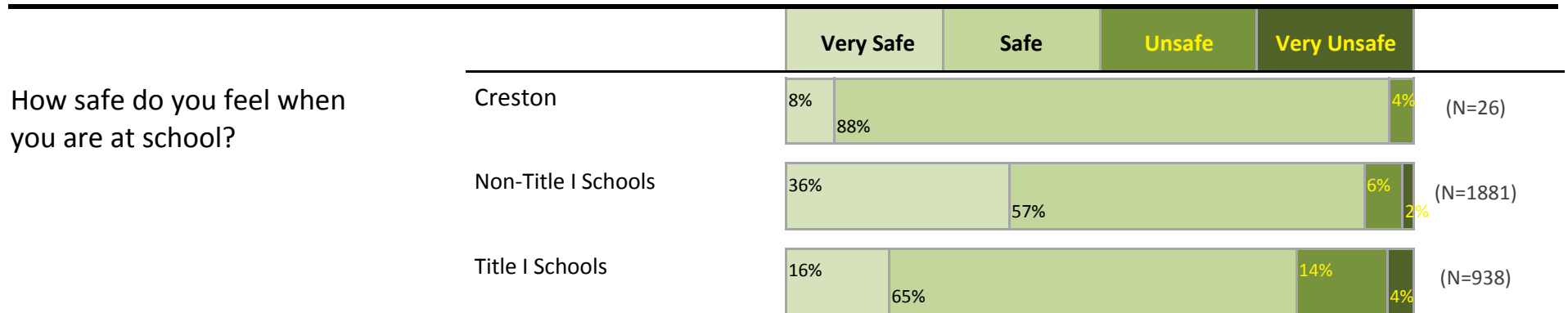


Page 12



Portland Public Schools Successful Schools Survey Middle Grades Student Responses 2014-15

Creston

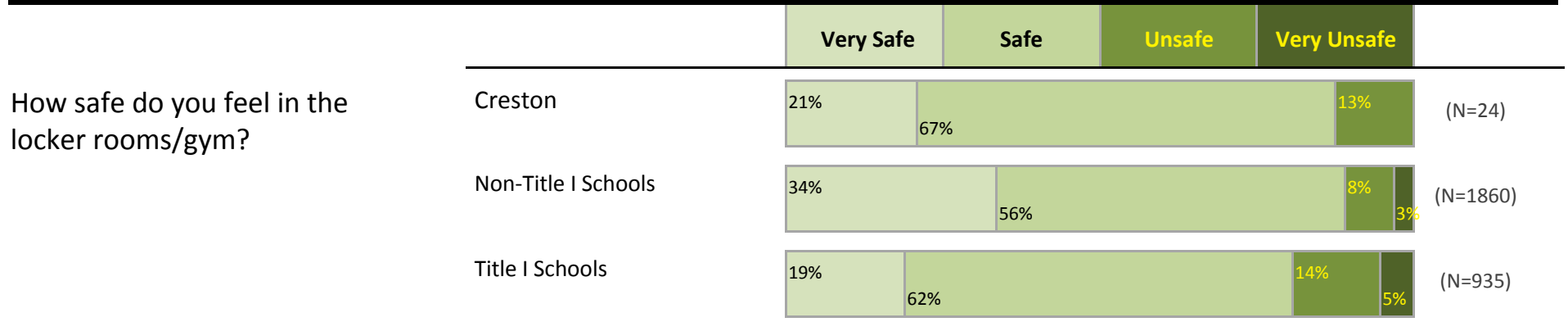
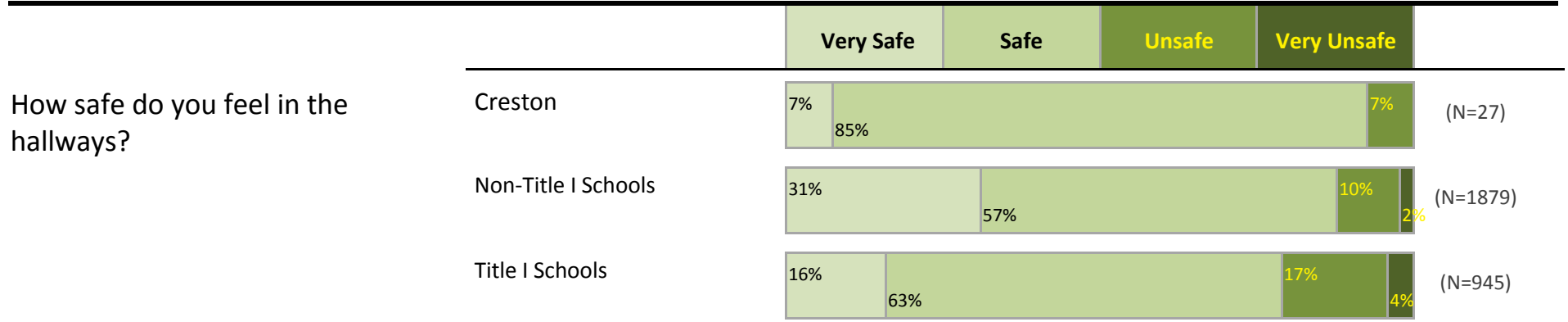
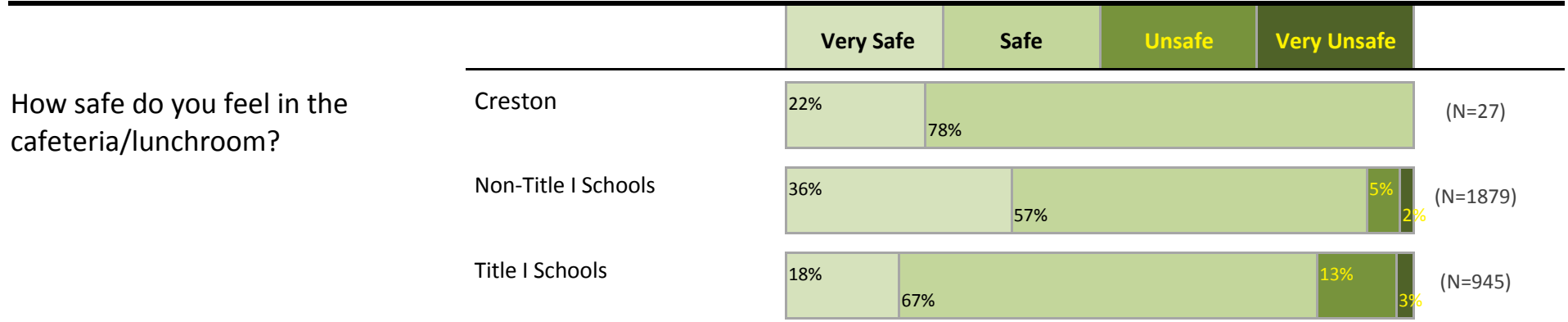
Page 13



Portland Public Schools Successful Schools Survey Middle Grades Student Responses 2014-15


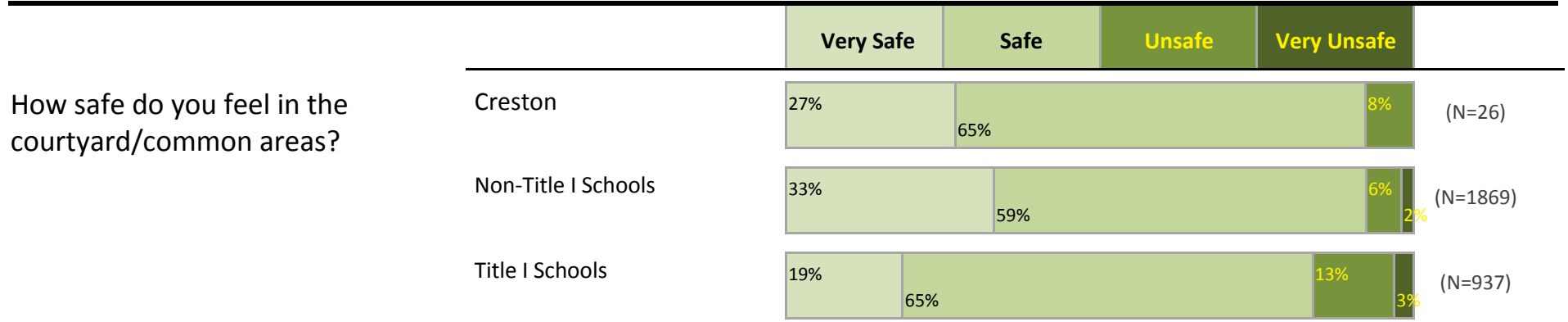

Creston

Page 14



Portland Public Schools Successful Schools Survey Middle Grades Student Responses 2014-15



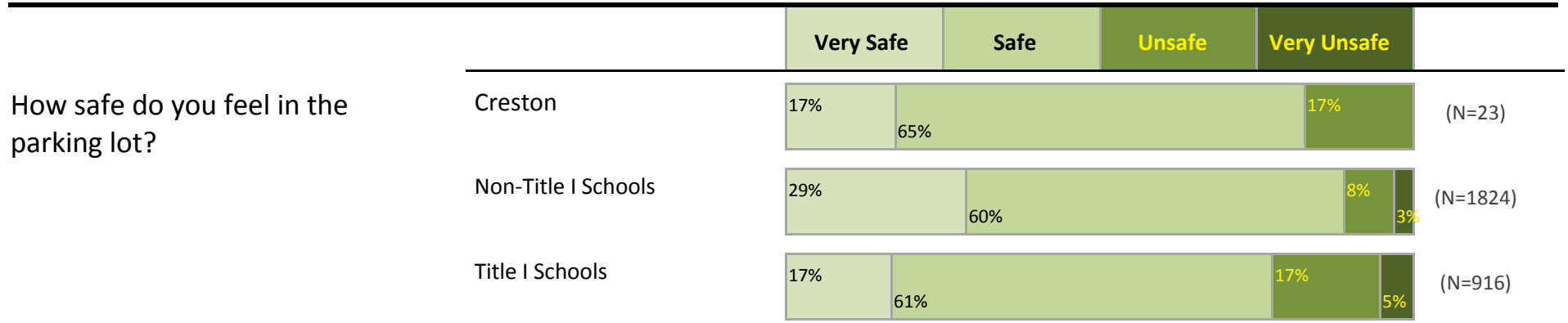
Creston



Portland Public Schools Successful Schools Survey

Middle Grades Student Responses 2014-15




Creston



Portland Public Schools Successful Schools Survey Middle Grades Student Responses 2014-15




Creston

Page 17



Portland Public Schools Successful Schools Survey Middle Grades Student Responses 2014-15




Creston



Portland Public Schools Successful Schools Survey Middle Grades Student Responses 2014-15




Creston

Page 19



Portland Public Schools Successful Schools Survey Middle Grades Student Responses 2014-15




Creston



Portland Public Schools Successful Schools Survey

Middle Grades Student Responses 2014-15

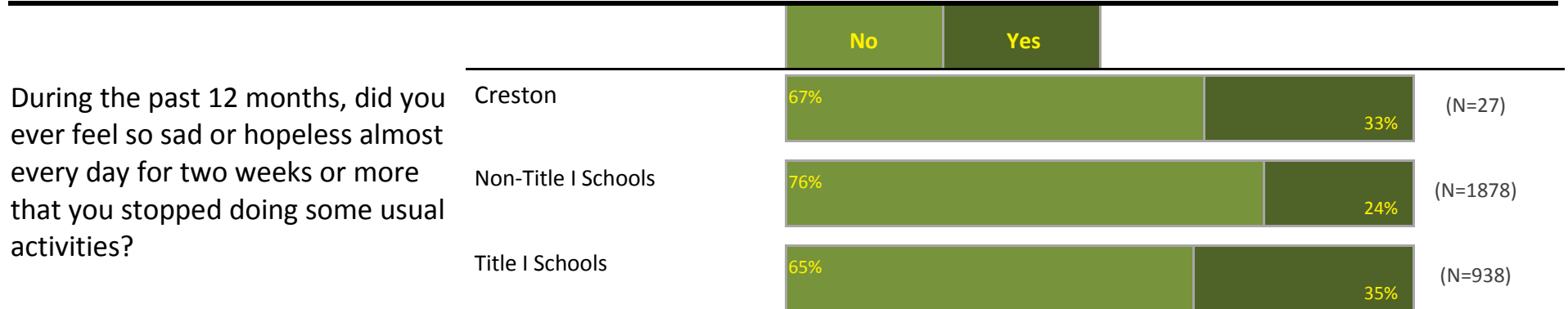


Creston



Portland Public Schools Successful Schools Survey Middle Grades Student Responses 2014-15

Creston

Page 22

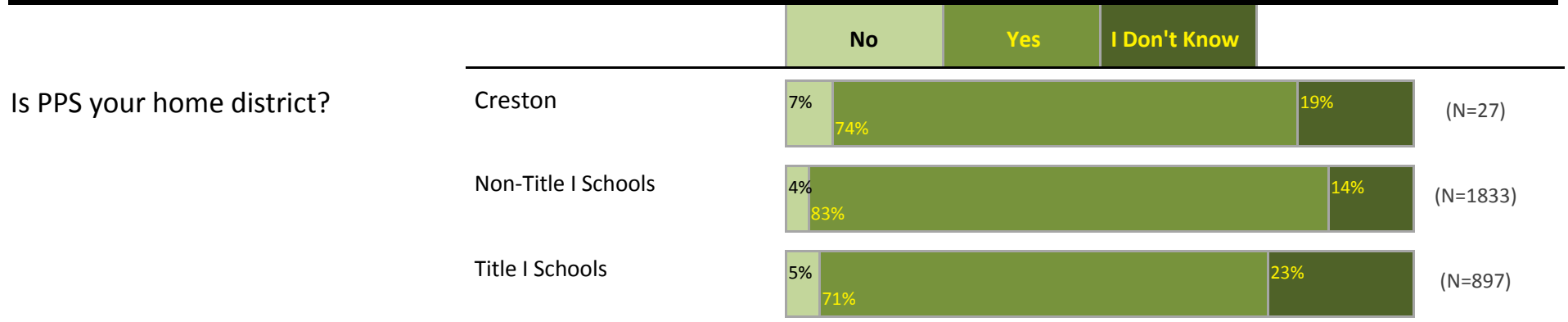




Portland Public Schools Successful Schools Survey

Middle Grades Student Responses 2014-15

Creston



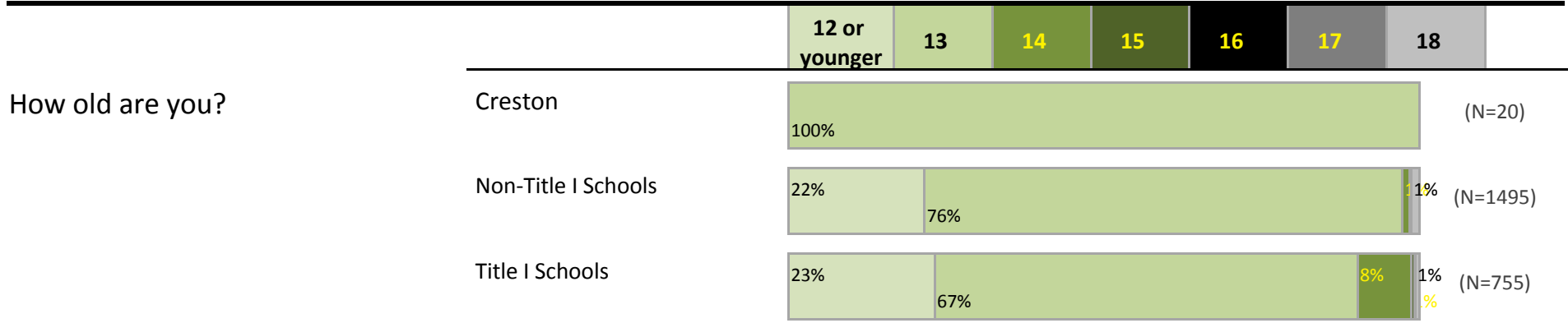
Page 23



Portland Public Schools Successful Schools Survey

Middle Grades Student Responses 2014-15

Creston



Portland Public Schools Successful Schools Survey

Middle Grades Student Responses 2014-15

Creston

Which of the following best describes you?

Total Students: 28

(Because students could select more than one category, totals will exceed 100%.)

Heterosexual (straight)	64%
Gay or Lesbian	0%
Bisexual	11%
Transgender	0%
Queer	0%
Not sure or Questioning	11%
Decline to respond	14%
Other	0%
Blank	7%

Are you in an optional program?

Access at Rose City Park	0
Chinese Immersion	0
Experiential Learning Environment	0
Japanese Immersion	0
Russian Immersion	1
Spanish Immersion	0
Special Focus - Arts	0
Special Focus - CTE	0
Special Focus - History	0
Special Focus - Science	1
Special Focus - Dual Credit	0
Special Focus - Environmental Studies	0
Vietnamese Immersion	0
Winterhaven Special Focus - Math and Science	2
Other	13

Portland Public Schools Successful Schools Survey

Middle Grades Student Responses 2014-15

Creston

What races/ethnicities do you consider yourself?

Total Students: 28

(Because students could select more than one category, totals will exceed 100%.)

African American	14%
African	4%
Burundian	4%
Eritrean	4%
Ethiopian	4%
Somali	4%
Other African	4%
Other Black	
Caribbean Islands	4%
Other Black	4%
American Indian/Alaska Native	11%
Alaska Native	4%
Burns Paiute Tribe	4%
Confederated Tribes of the Coos, Lower Umpqua & Siuslaw Indians	4%
Confederated Tribes of the Grand Ronde Community of Oregon	4%
Confederated Tribes of Siletz Indians	4%
Confederated Tribes of the Umatilla Indian Reservation Indians	4%
Confederated Tribes of Warm Springs	4%
Coquille Indian Tribe	4%

American Indian/Alaska Native (continued)	
Cow Creek Band of Umpqua Tribe of Indians	4%
Klamath Tribes	7%
Other American Indian Tribe/Nation	11%
Native/Indigenous to Canada	4%
Asian	14%
Asian Indian	4%
Burmese	4%
Cambodian	4%
Chinese	18%
Filipino	7%
Hmong	4%
Japanese	4%
Karen	4%
Korean	4%
Laotian	4%
Mien	4%
Nepali	4%
Thai	7%
Tibetan	4%
Vietnamese	7%
Other Asian	4%

Portland Public Schools Successful Schools Survey

Middle Grades Student Responses 2014-15

Creston

What races/ethnicities do you consider yourself?

Total Students: 28

(Because students could select more than one category, totals will exceed 100%.)

Hispanic/Latino	21%
Caribbean Islands	7%
Central American Countries	4%
Indigenous Mexican, Central American or South American	4%
Mexican	36%
South American Countries	7%
Other Hispanic/Latino	4%
Middle Eastern/North African	4%
Pacific Islander	4%
Chuukese	4%
Guamanian or Chamorro	4%
Micronesian	4%
Native Hawaiian	4%
Samoan	7%
Tongan	4%
Other Pacific Islander	4%
White	25%
Romanian	4%
Russian	4%
Ukrainian	4%
European Countries	18%
Other White	32%
Blank	0%