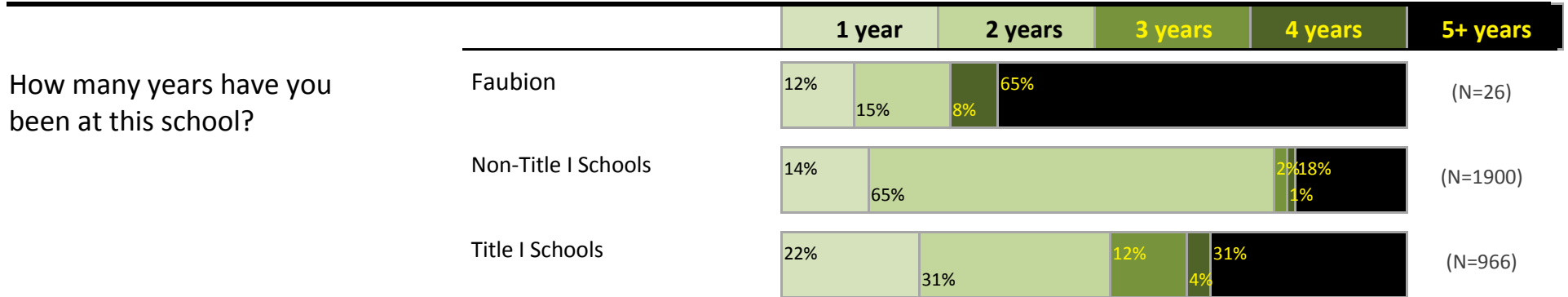
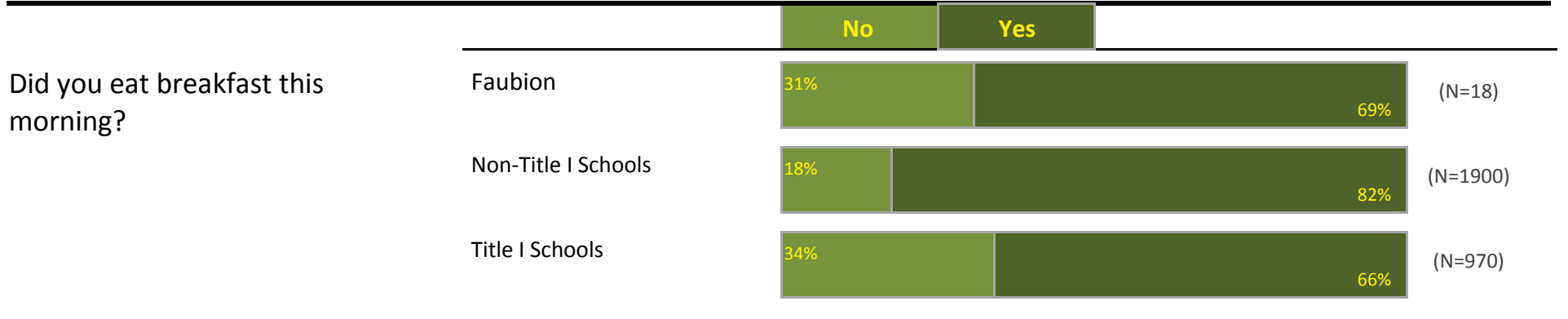



Portland Public Schools Successful Schools Survey

Middle Grades Student Responses 2014-15

Faubion

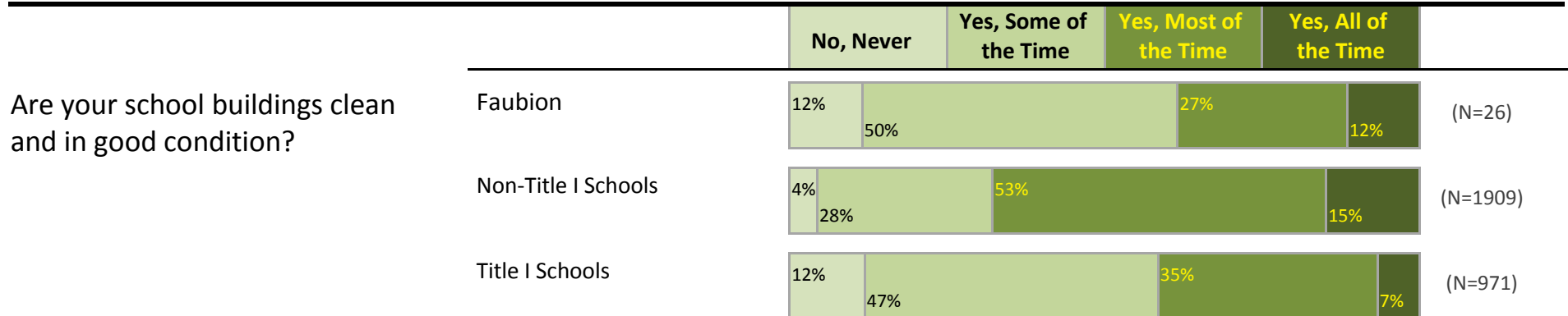
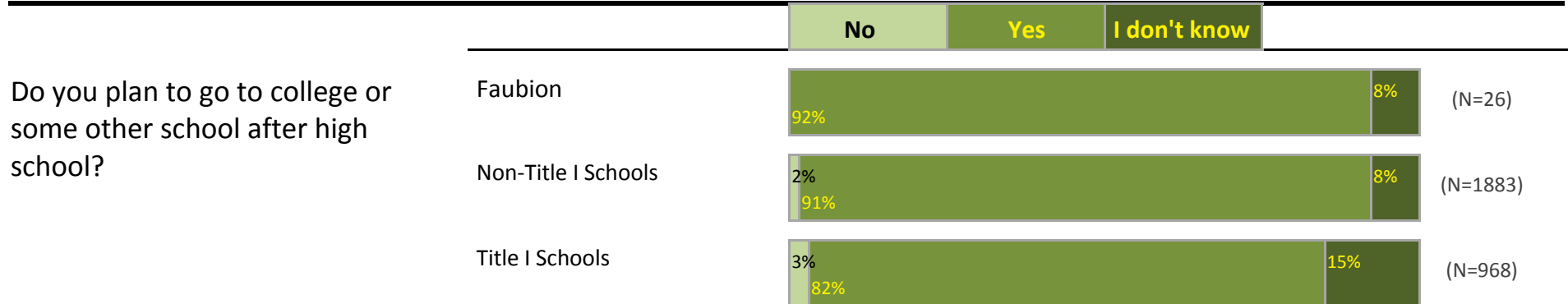

Page 1



Portland Public Schools Successful Schools Survey

Middle Grades Student Responses 2014-15

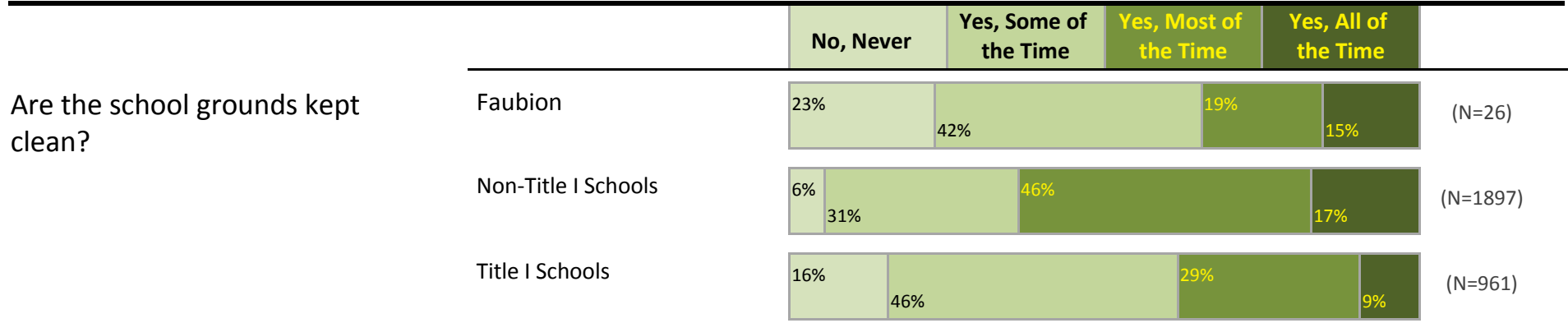
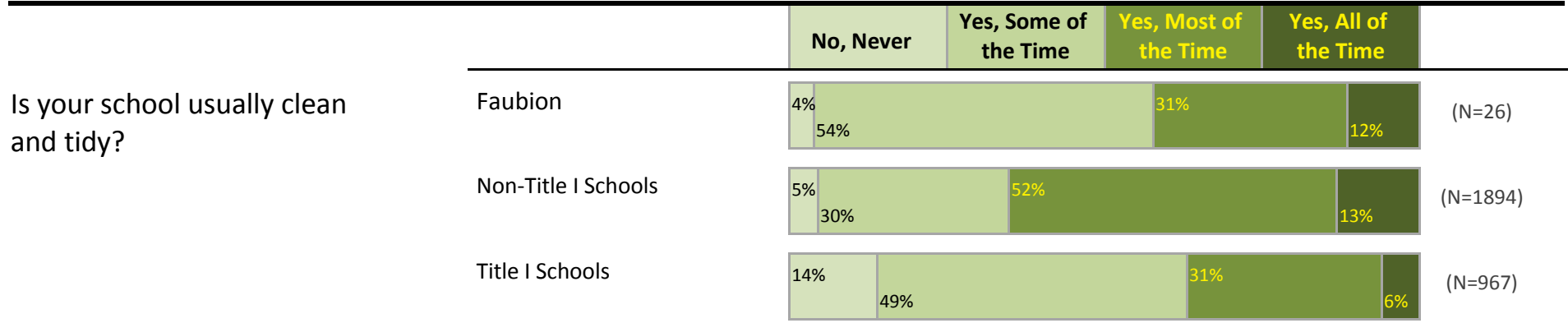
Faubion



Portland Public Schools Successful Schools Survey

Middle Grades Student Responses 2014-15

Faubion



Portland Public Schools Successful Schools Survey

Middle Grades Student Responses 2014-15

Faubion

In the past 30 days, did you miss school for any of the following reasons?

Total Students: 26




(Because students could select more than one category, totals will exceed 100%.)

Does not apply, I didn't miss any school.	35%
Illness (feeling physically sick), including problems with breathing or your teeth.	54%
Felt very sad, hopeless, anxious, stressed, or angry.	12%
Didn't get enough sleep.	23%
Didn't feel safe at school.	4%
Had to work.	4%
Had to take care of or help a family member or friend.	15%
Wanted to spend time with friends who don't go to your school.	4%
Wanted to use alcohol or drugs.	0%
Were behind in schoolwork or weren't prepared for a test or class assignment.	4%
Were bored with or uninterested in school.	0%
Were suspended.	0%
Other reason.	38%
Blank	0%

Portland Public Schools Successful Schools Survey




Middle Grades Student Responses 2014-15

Faubion






Portland Public Schools Successful Schools Survey Middle Grades Student Responses 2014-15

Faubion






Portland Public Schools Successful Schools Survey Middle Grades Student Responses 2014-15

Faubion






Portland Public Schools Successful Schools Survey Middle Grades Student Responses 2014-15

Faubion



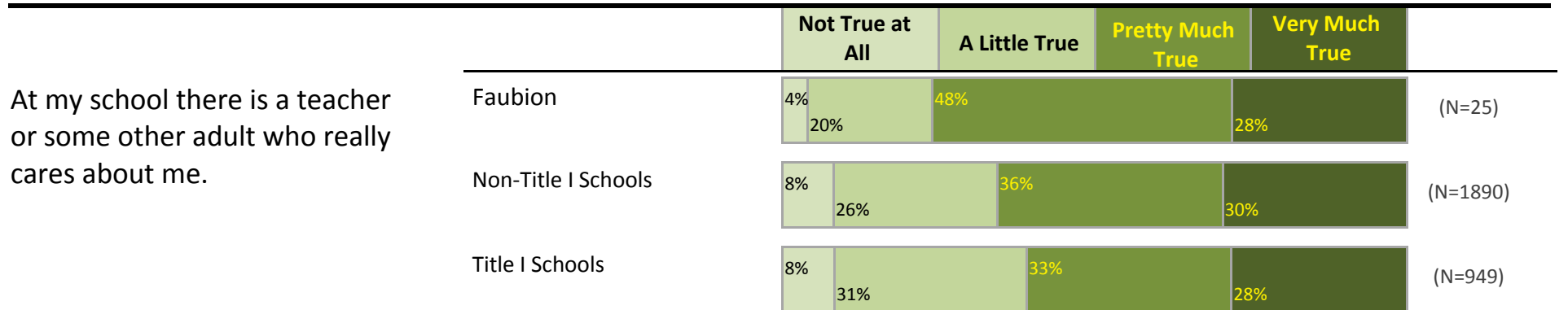


Portland Public Schools Successful Schools Survey Middle Grades Student Responses 2014-15

Faubion



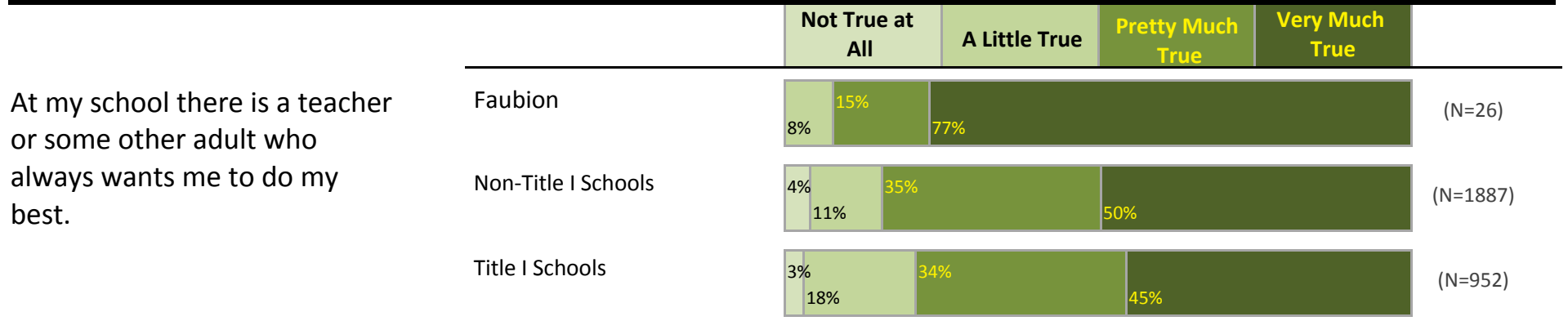
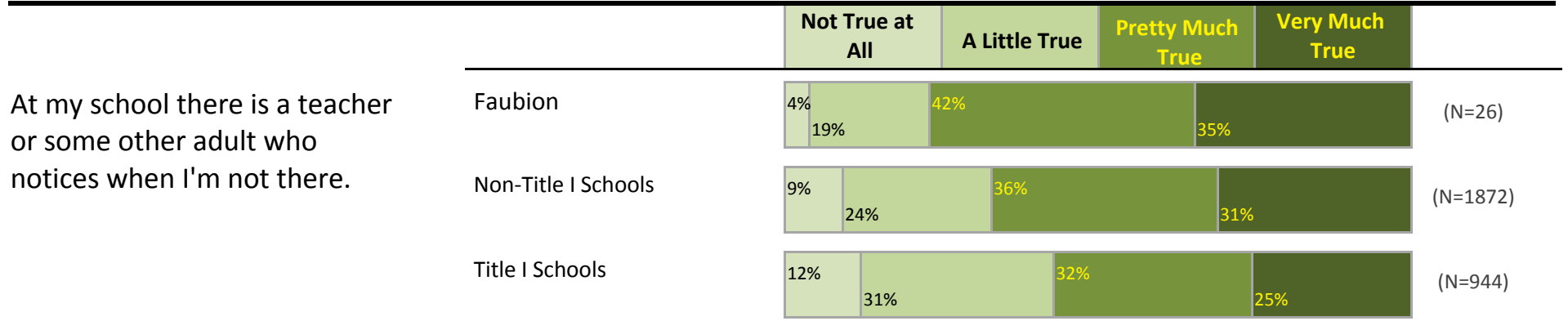
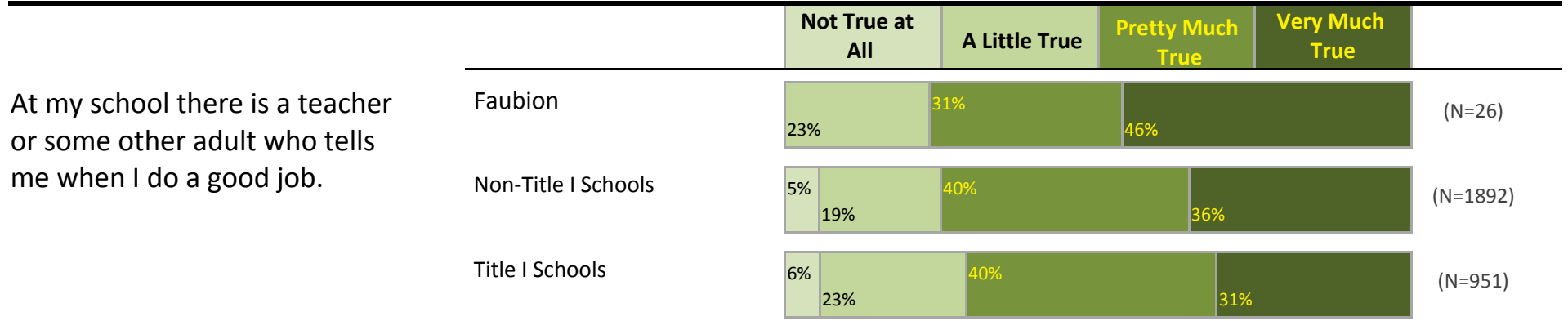
Portland Public Schools Successful Schools Survey Middle Grades Student Responses 2014-15

Faubion




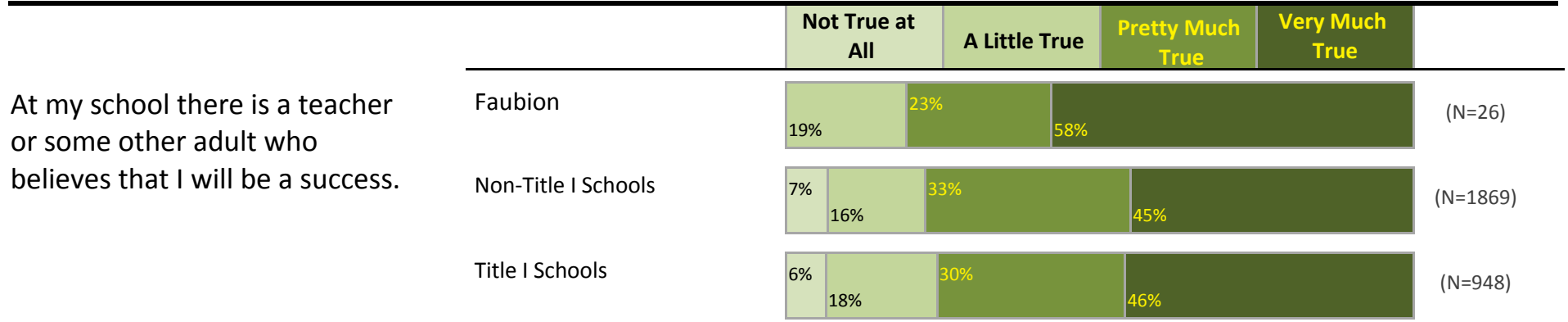
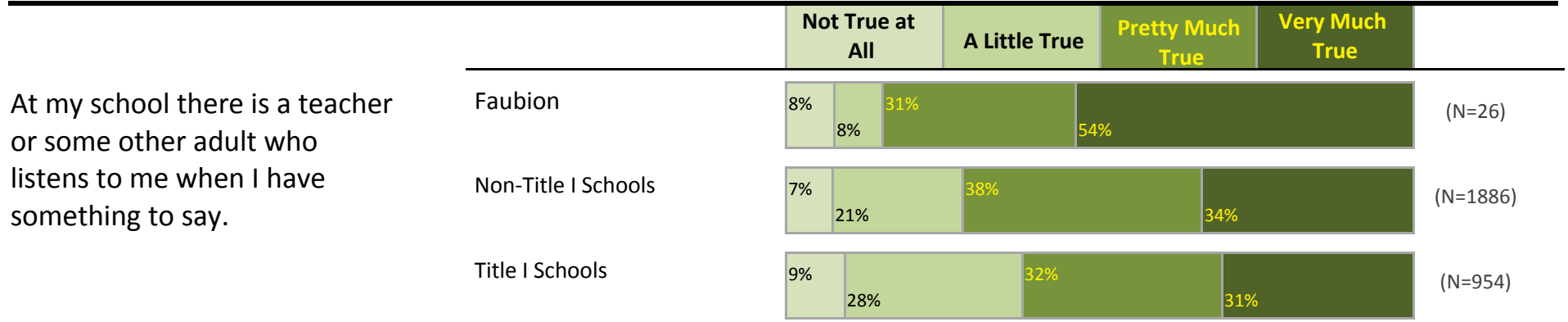
Portland Public Schools Successful Schools Survey Middle Grades Student Responses 2014-15

Faubion



Portland Public Schools Successful Schools Survey Middle Grades Student Responses 2014-15

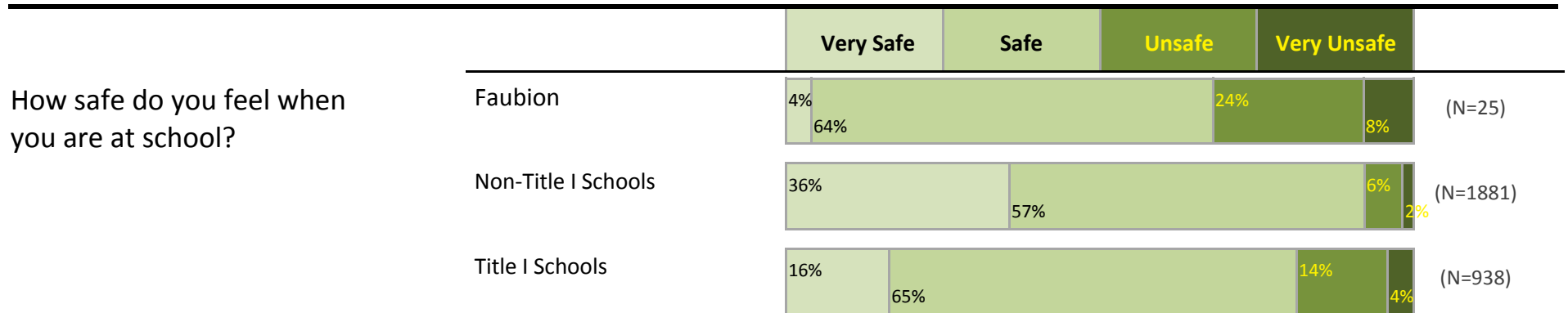


Faubion



Portland Public Schools Successful Schools Survey

Middle Grades Student Responses 2014-15

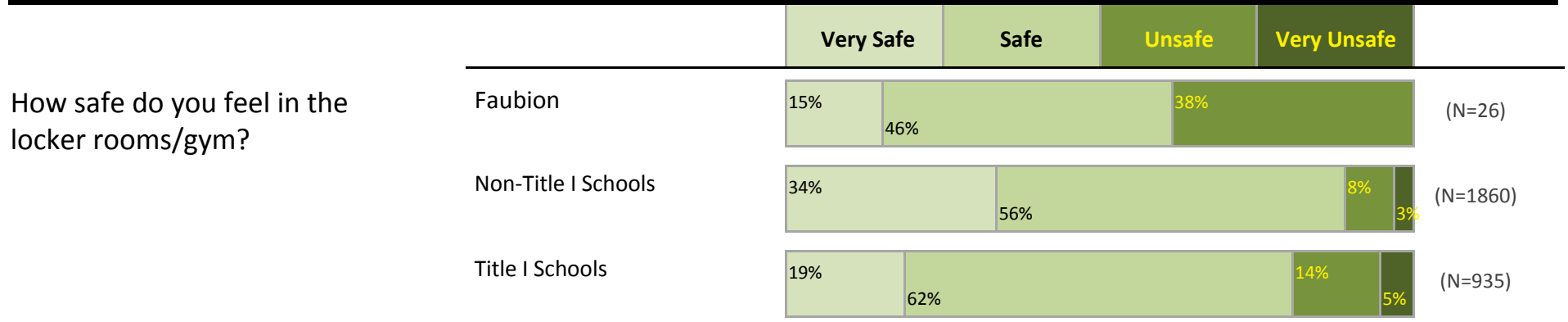
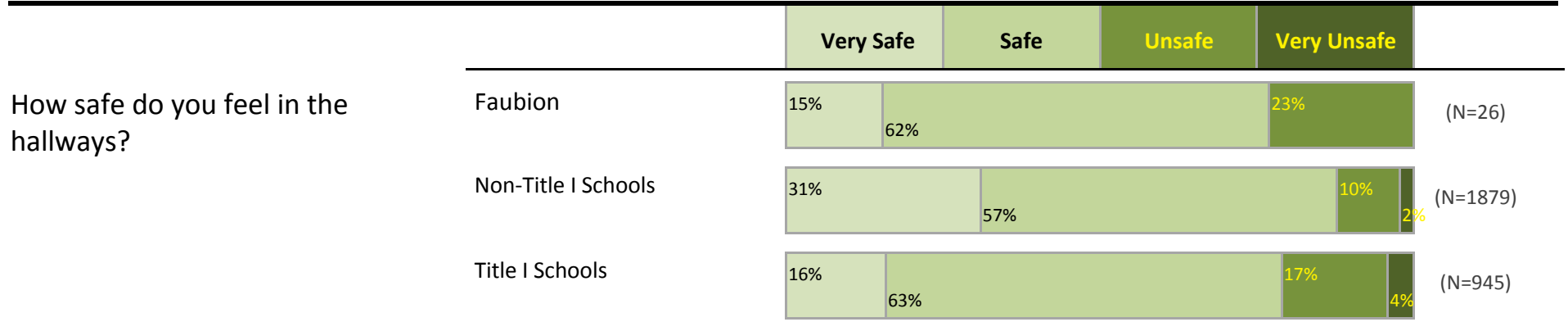
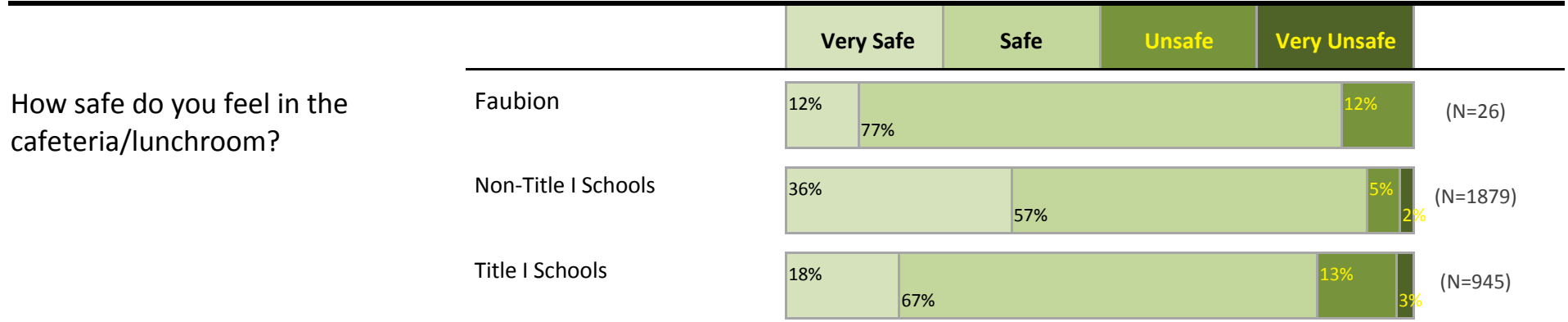
Faubion



Portland Public Schools Successful Schools Survey Middle Grades Student Responses 2014-15

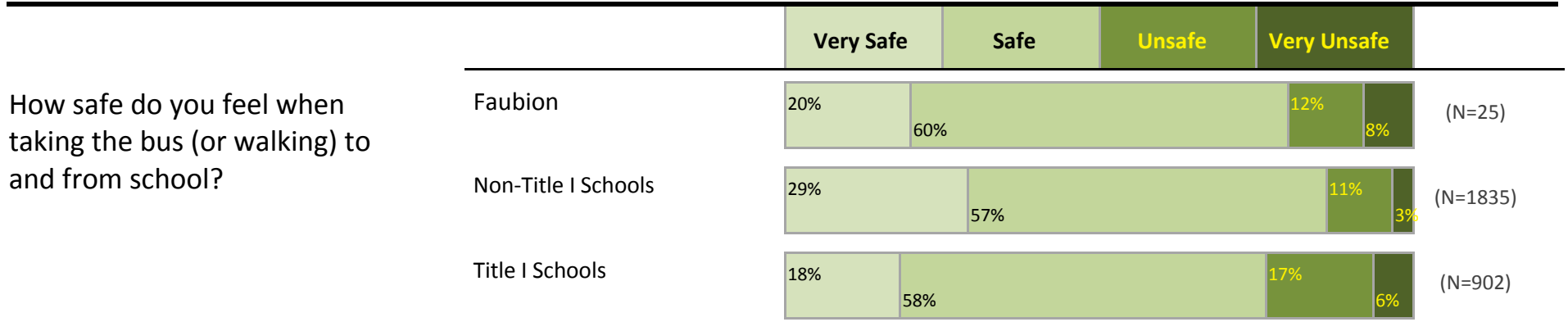
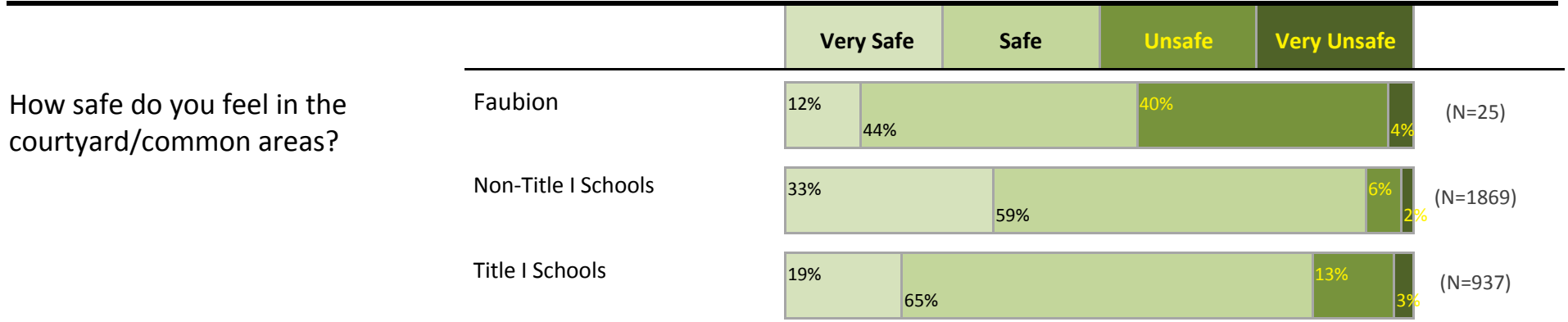

Faubion

Page 14



Portland Public Schools Successful Schools Survey Middle Grades Student Responses 2014-15



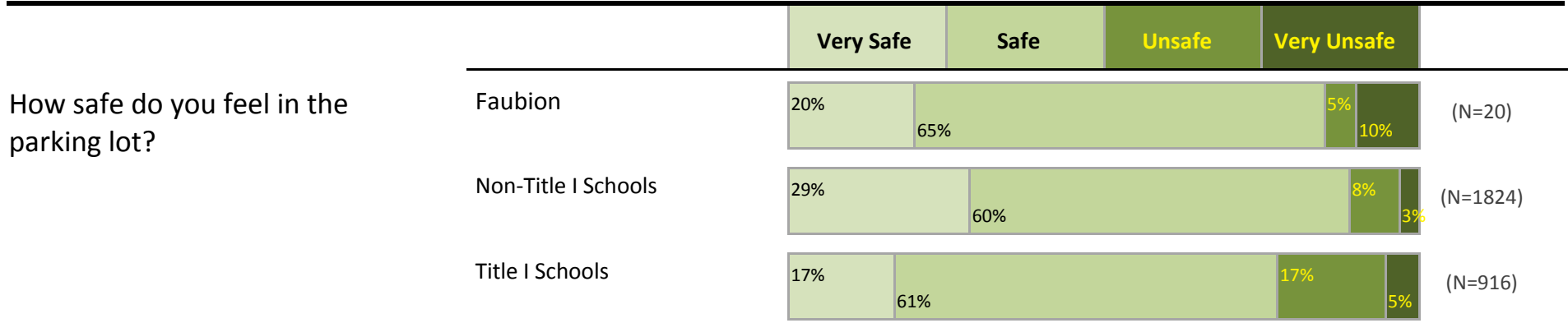
Faubion



Portland Public Schools Successful Schools Survey

Middle Grades Student Responses 2014-15




Faubion



Portland Public Schools Successful Schools Survey




Middle Grades Student Responses 2014-15

Faubion






Portland Public Schools Successful Schools Survey Middle Grades Student Responses 2014-15

Faubion






Portland Public Schools Successful Schools Survey Middle Grades Student Responses 2014-15

Faubion



Portland Public Schools Successful Schools Survey Middle Grades Student Responses 2014-15




Faubion



Portland Public Schools Successful Schools Survey

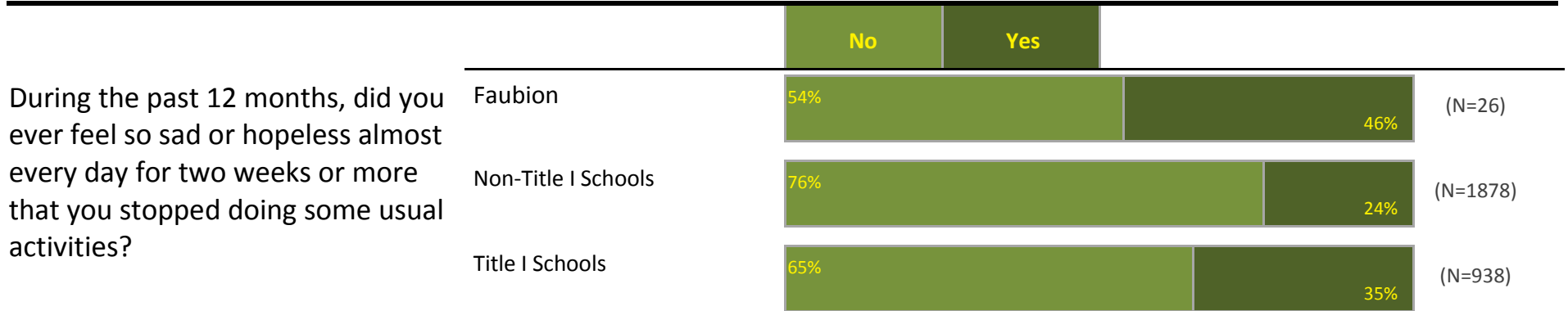


Middle Grades Student Responses 2014-15

Faubion



Portland Public Schools Successful Schools Survey Middle Grades Student Responses 2014-15

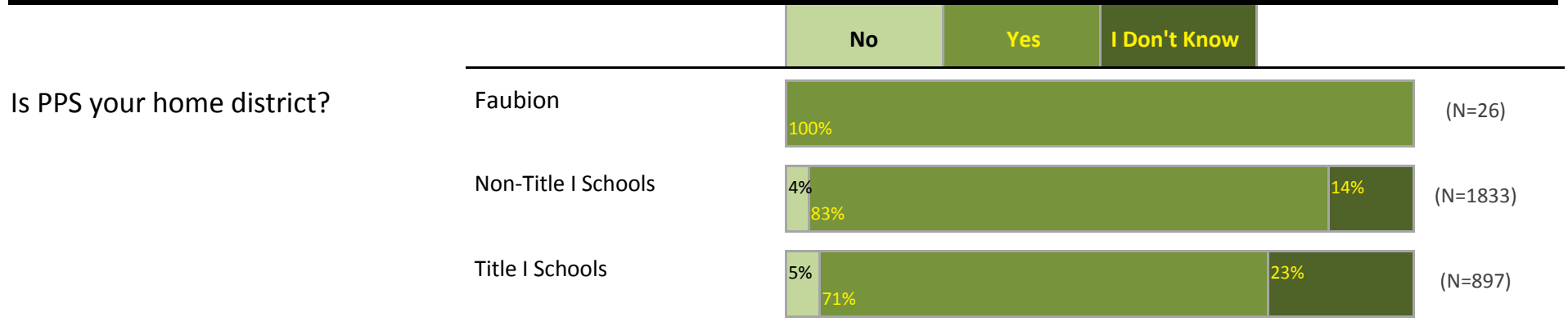
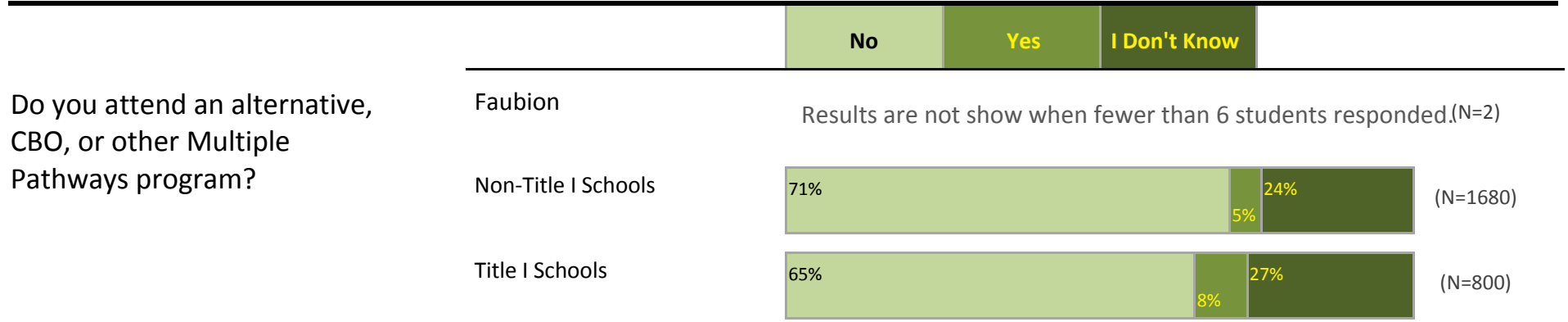

Faubion



Portland Public Schools Successful Schools Survey

Middle Grades Student Responses 2014-15

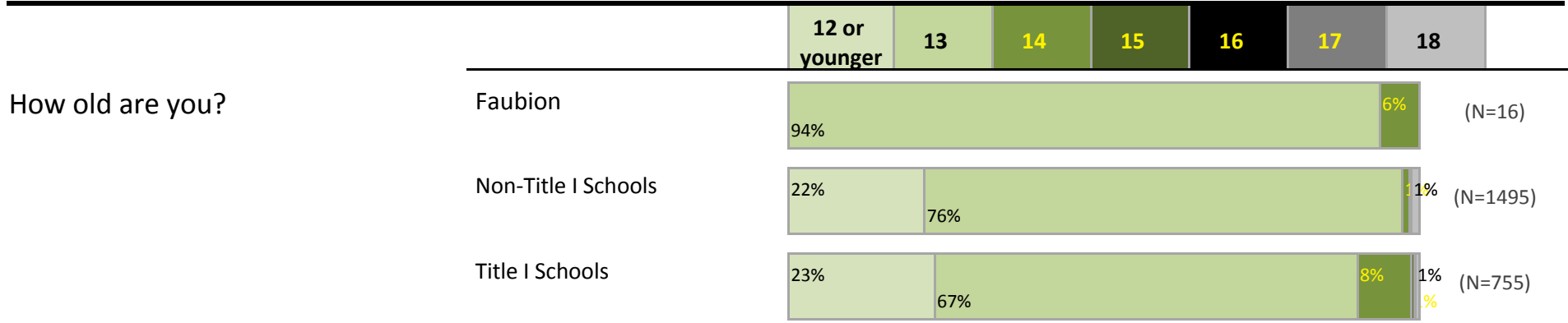
Faubion



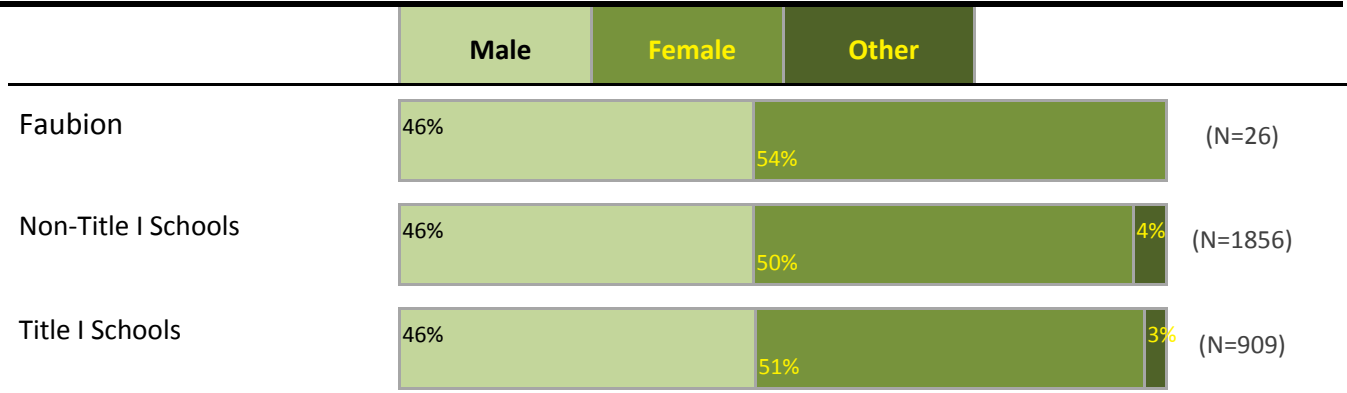
Portland Public Schools Successful Schools Survey

Middle Grades Student Responses 2014-15

Faubion



What is your gender?



When someone is labeled "male" or "female" and it doesn't match how they feel inside they might say they are "transgender." Are you transgender?



Portland Public Schools Successful Schools Survey

Middle Grades Student Responses 2014-15

Faubion

Which of the following best describes you?

Total Students: 26

(Because students could select more than one category, totals will exceed 100%.)

Heterosexual (straight)	88%
Gay or Lesbian	0%
Bisexual	0%
Transgender	0%
Queer	0%
Not sure or Questioning	4%
Decline to respond	4%
Other	0%
Blank	4%

Are you in an optional program?

Access at Rose City Park	0
Chinese Immersion	0
Experiential Learning Environment	0
Japanese Immersion	0
Russian Immersion	0
Spanish Immersion	0
Special Focus - Arts	0
Special Focus - CTE	0
Special Focus - History	0
Special Focus - Science	0
Special Focus - Dual Credit	0
Special Focus - Environmental Studies	0
Vietnamese Immersion	0
Winterhaven Special Focus - Math and Science	0
Other	0

Portland Public Schools Successful Schools Survey

Middle Grades Student Responses 2014-15

Faubion

What races/ethnicities do you consider yourself?

Total Students: 26

(Because students could select more than one category, totals will exceed 100%.)

African American	58%
African	0%
Burundian	0%
Eritrean	0%
Ethiopian	0%
Somali	4%
Other African	4%
Other Black	
Caribbean Islands	4%
Other Black	15%
American Indian/Alaska Native	4%
Alaska Native	4%
Burns Paiute Tribe	0%
Confederated Tribes of the Coos, Lower Umpqua & Siuslaw Indians	0%
Confederated Tribes of the Grand Ronde Community of Oregon	0%
Confederated Tribes of Siletz Indians	0%
Confederated Tribes of the Umatilla Indian Reservation Indians	0%
Confederated Tribes of Warm Springs	0%
Coquille Indian Tribe	0%

American Indian/Alaska Native (continued)	
Cow Creek Band of Umpqua Tribe of Indians	0%
Klamath Tribes	0%
Other American Indian Tribe/Nation	0%
Native/Indigenous to Canada	4%
Asian	0%
Asian Indian	8%
Burmese	0%
Cambodian	0%
Chinese	0%
Filipino	0%
Hmong	0%
Japanese	0%
Karen	0%
Korean	0%
Laotian	4%
Mien	0%
Nepali	0%
Thai	0%
Tibetan	0%
Vietnamese	0%
Other Asian	0%

Portland Public Schools Successful Schools Survey

Middle Grades Student Responses 2014-15

Faubion

What races/ethnicities do you consider yourself?

Total Students: 26

(Because students could select more than one category, totals will exceed 100%.)

Hispanic/Latino	15%
Caribbean Islands	0%
Central American Countries	0%
Indigenous Mexican, Central American or South American	8%
Mexican	19%
South American Countries	4%
Other Hispanic/Latino	12%
Middle Eastern/North African	0%
Pacific Islander	4%
Chuukese	0%
Guamanian or Chamorro	0%
Micronesian	0%
Native Hawaiian	4%
Samoan	0%
Tongan	0%
Other Pacific Islander	4%
White	19%
Romanian	4%
Russian	0%
Ukrainian	0%
European Countries	8%
Other White	27%
Blank	0%