
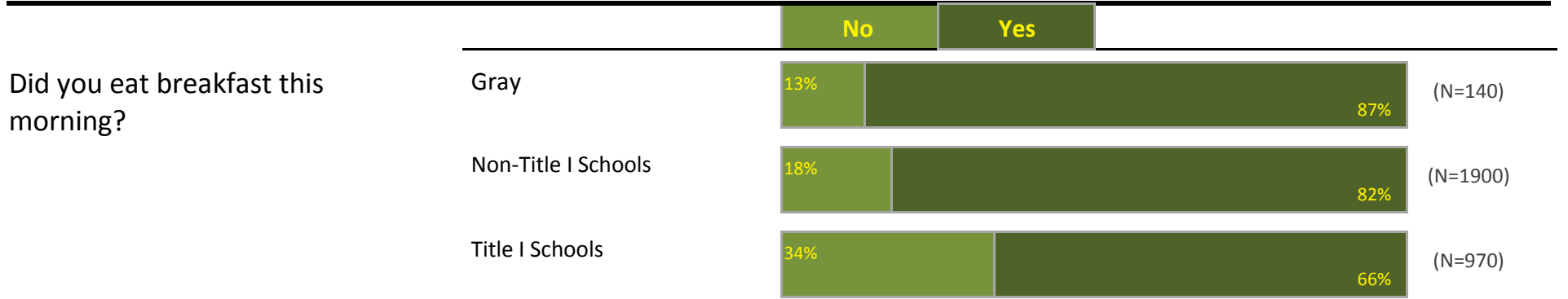
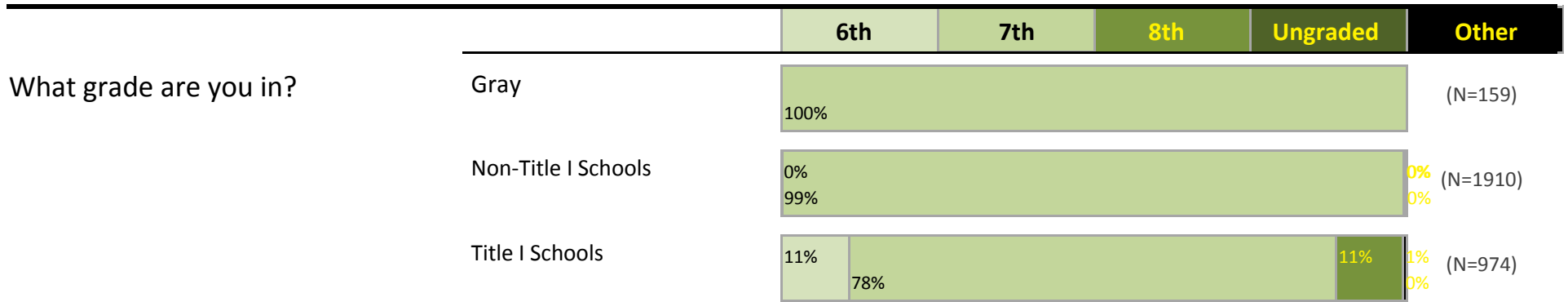


Portland Public Schools Successful Schools Survey

Middle Grades Student Responses 2014-15

Gray

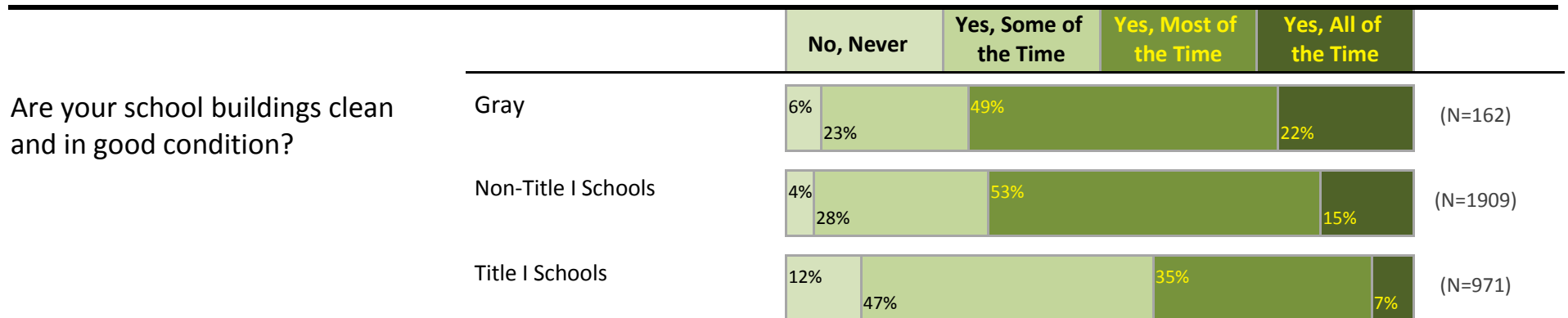

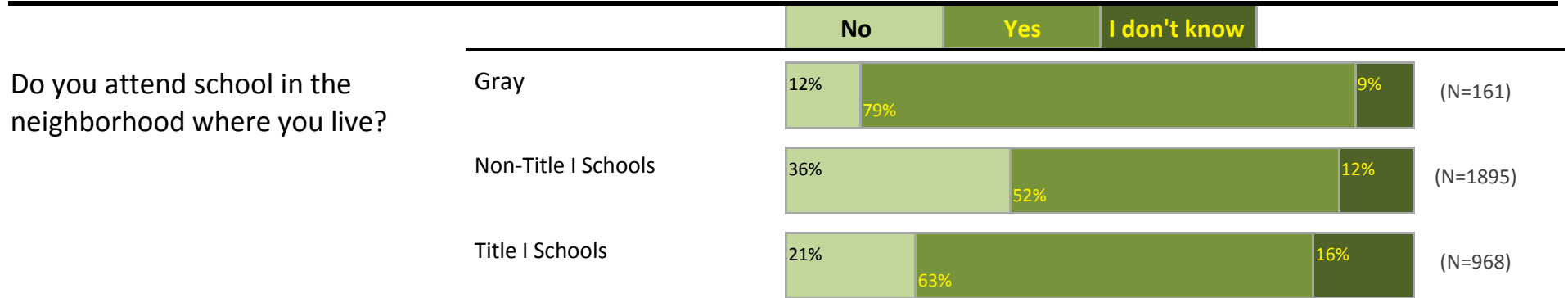


Portland Public Schools Successful Schools Survey

Middle Grades Student Responses 2014-15

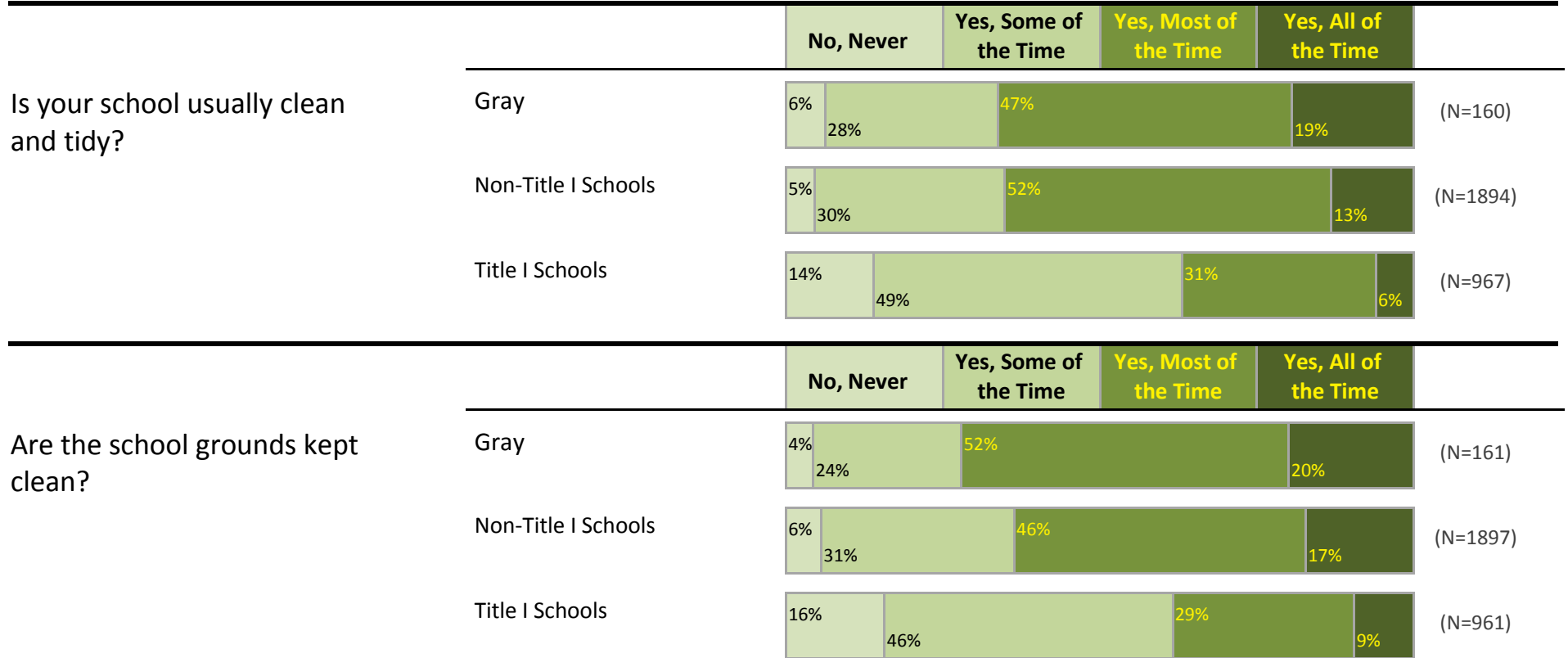
Gray

Page 2



Portland Public Schools Successful Schools Survey Middle Grades Student Responses 2014-15

Gray



Portland Public Schools Successful Schools Survey

Middle Grades Student Responses 2014-15

Gray

Page 4

In the past 30 days, did you miss school for any of the following reasons?




Total Students: 164

(Because students could select more than one category, totals will exceed 100%.)

Does not apply, I didn't miss any school.	34%
Illness (feeling physically sick), including problems with breathing or your teeth.	46%
Felt very sad, hopeless, anxious, stressed, or angry.	5%
Didn't get enough sleep.	8%
Didn't feel safe at school.	2%
Had to work.	2%
Had to take care of or help a family member or friend.	7%
Wanted to spend time with friends who don't go to your school.	1%
Wanted to use alcohol or drugs.	1%
Were behind in schoolwork or weren't prepared for a test or class assignment.	8%
Were bored with or uninterested in school.	4%
Were suspended.	1%
Other reason.	20%
Blank	0%

Portland Public Schools Successful Schools Survey Middle Grades Student Responses 2014-15




Gray



Portland Public Schools Successful Schools Survey Middle Grades Student Responses 2014-15

Gray




Page 6



Portland Public Schools Successful Schools Survey Middle Grades Student Responses 2014-15

Gray




Page 7



Portland Public Schools Successful Schools Survey Middle Grades Student Responses 2014-15

Gray




Page 8



Portland Public Schools Successful Schools Survey Middle Grades Student Responses 2014-15

Gray




Page 9



Portland Public Schools Successful Schools Survey Middle Grades Student Responses 2014-15

Gray

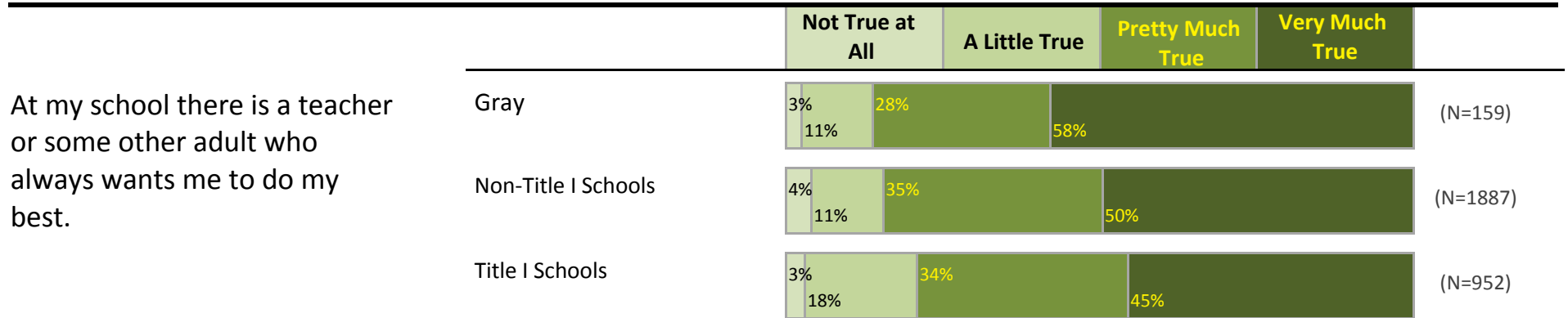

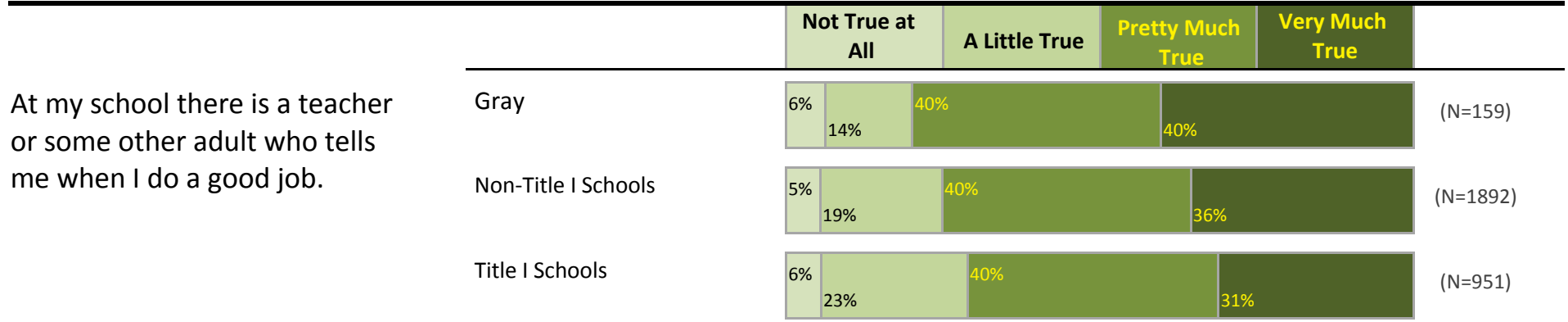
Page 10



Portland Public Schools Successful Schools Survey Middle Grades Student Responses 2014-15


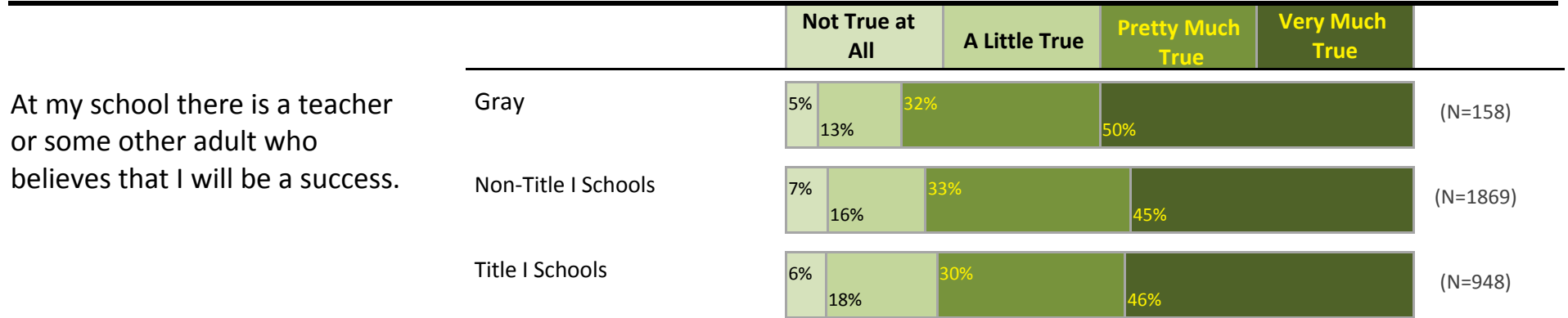
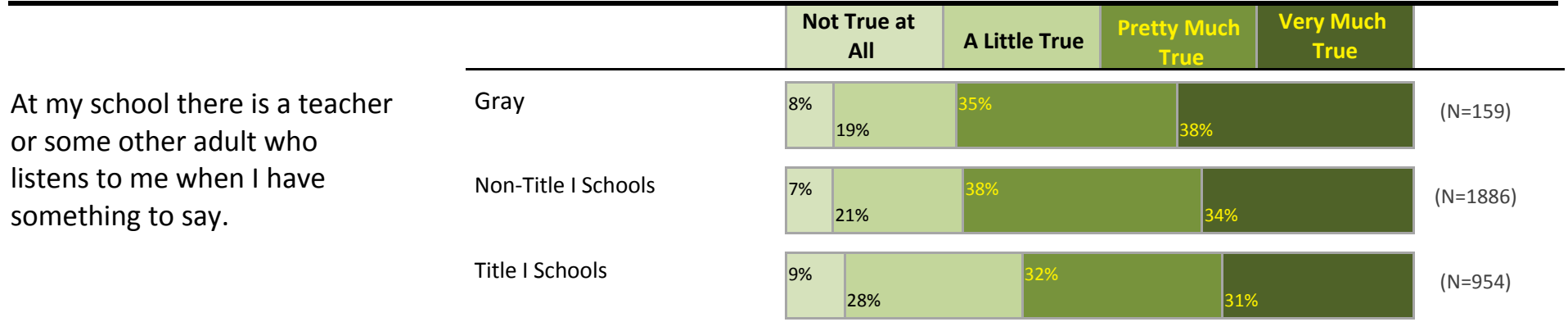
Gray

Page 11



**Portland Public Schools Successful Schools Survey
Middle Grades Student Responses 2014-15**

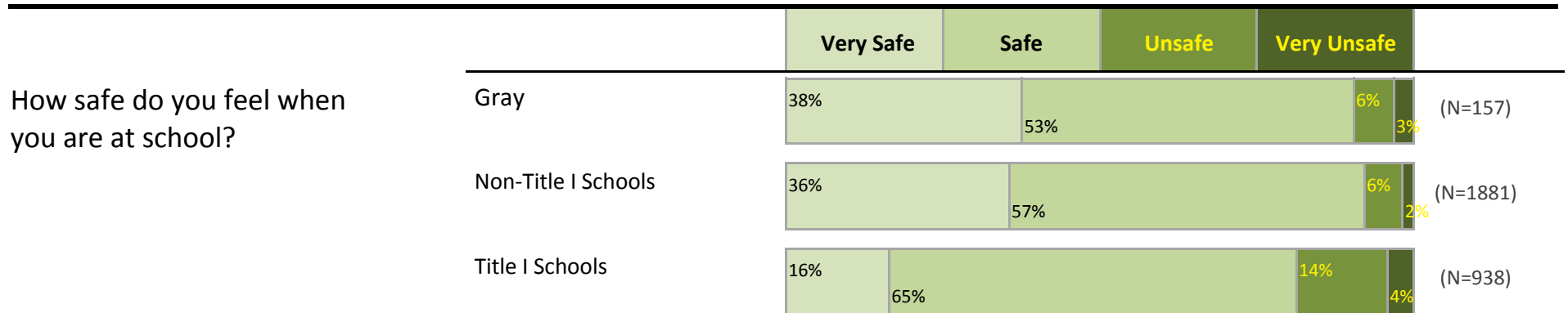
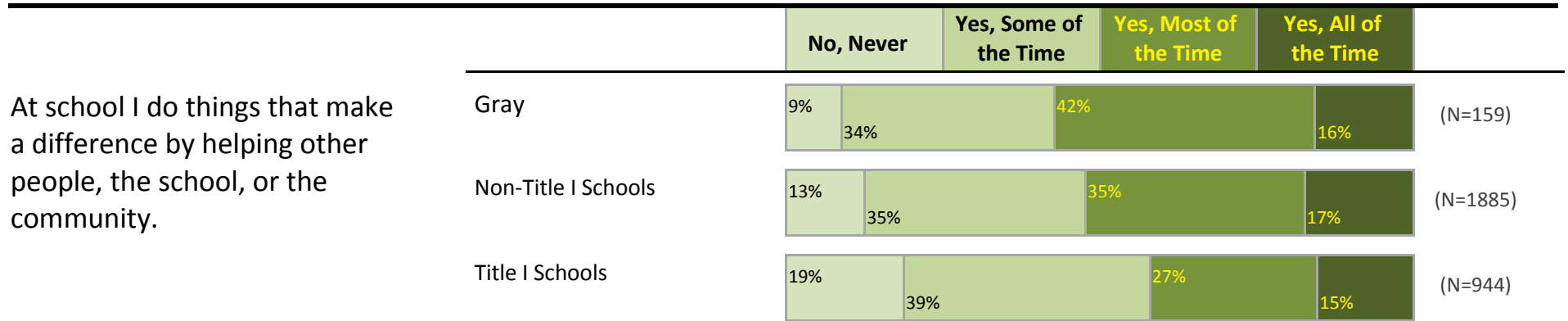

Gray



Portland Public Schools Successful Schools Survey Middle Grades Student Responses 2014-15

Gray

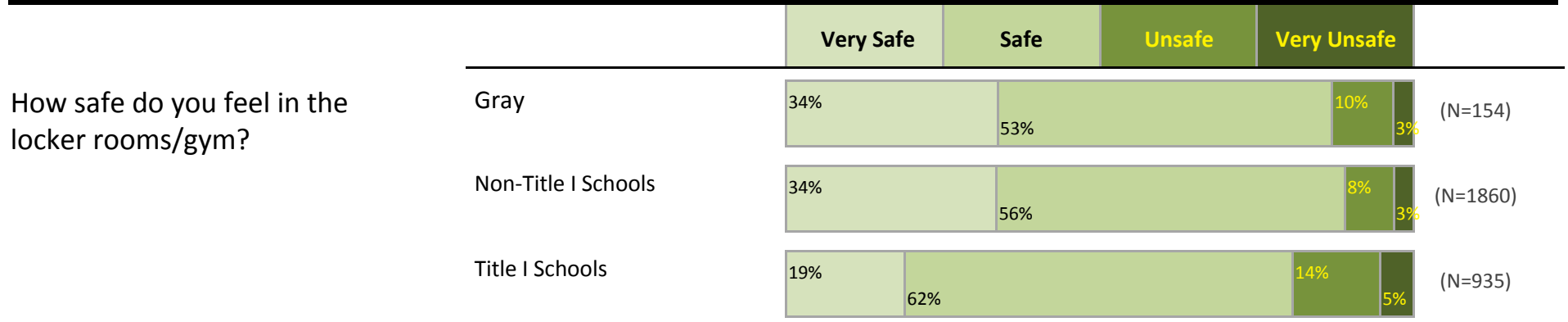
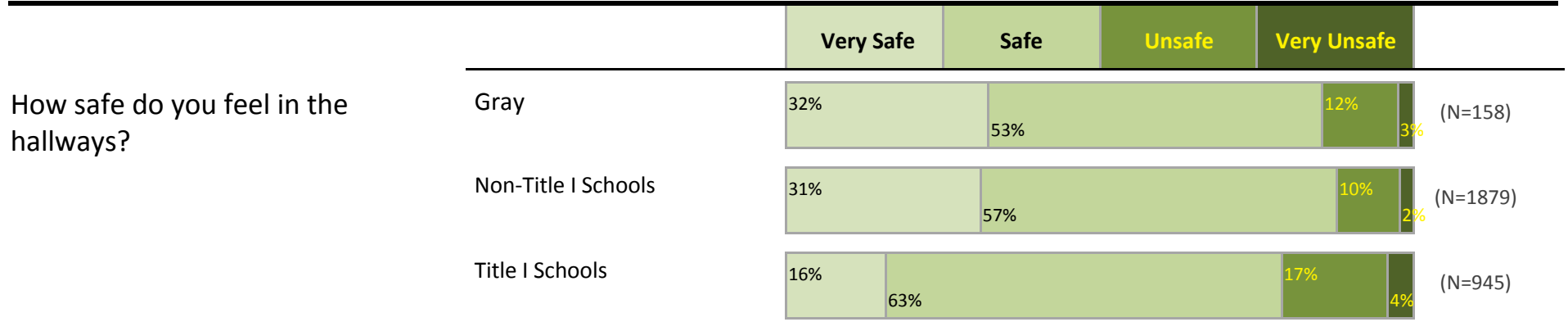
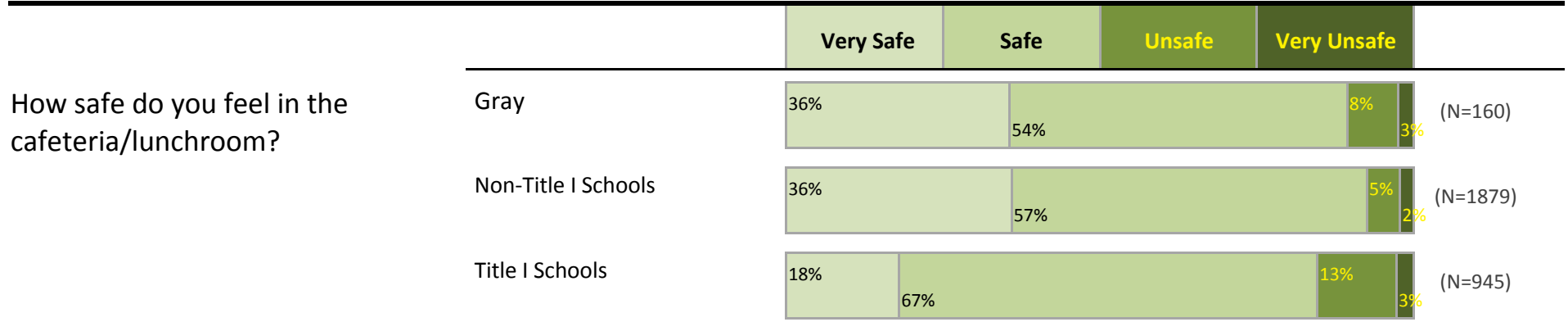
Page 13



Portland Public Schools Successful Schools Survey

Middle Grades Student Responses 2014-15

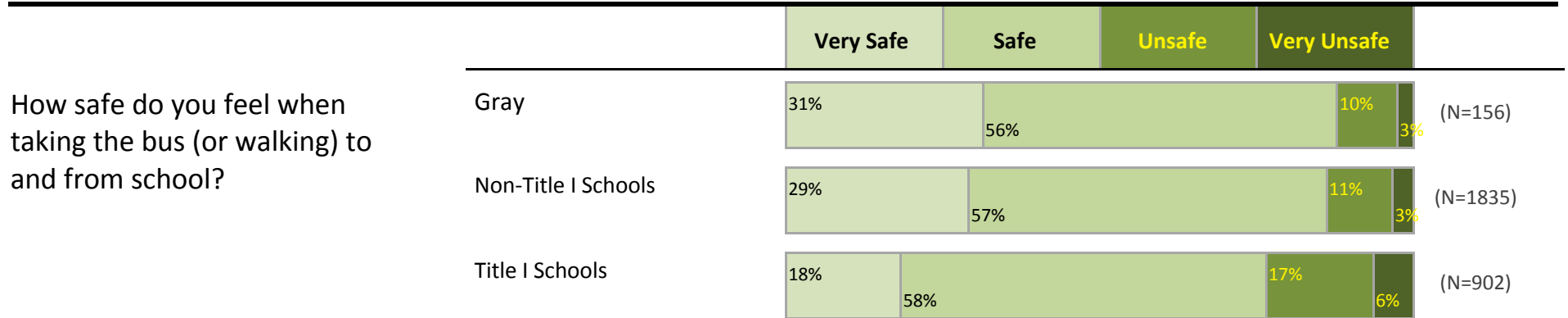
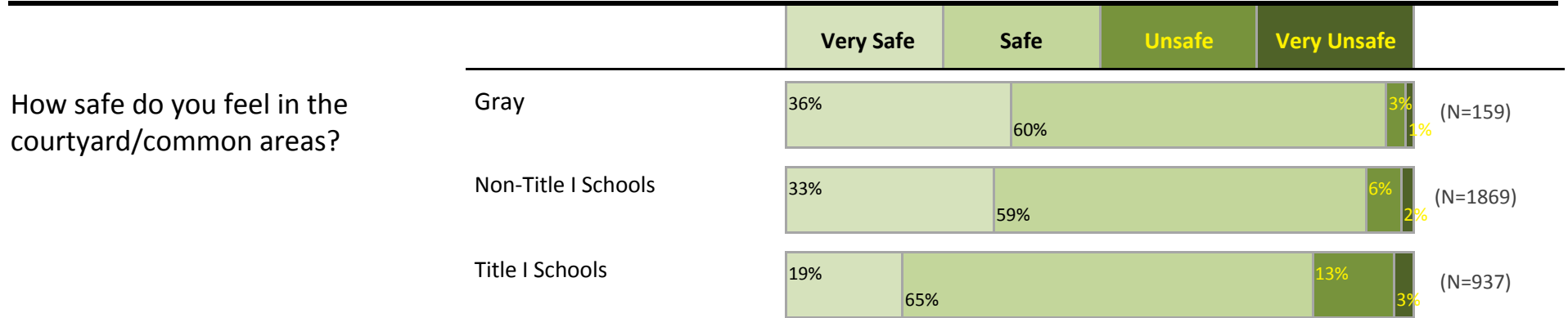

Gray



Portland Public Schools Successful Schools Survey Middle Grades Student Responses 2014-15




Gray

Page 15



Portland Public Schools Successful Schools Survey Middle Grades Student Responses 2014-15




Gray



Portland Public Schools Successful Schools Survey Middle Grades Student Responses 2014-15




Gray

Page 17



Portland Public Schools Successful Schools Survey Middle Grades Student Responses 2014-15




Gray



Portland Public Schools Successful Schools Survey Middle Grades Student Responses 2014-15




Gray

Page 19



Portland Public Schools Successful Schools Survey Middle Grades Student Responses 2014-15




Gray



Portland Public Schools Successful Schools Survey

Middle Grades Student Responses 2014-15




Gray



Portland Public Schools Successful Schools Survey Middle Grades Student Responses 2014-15

Gray

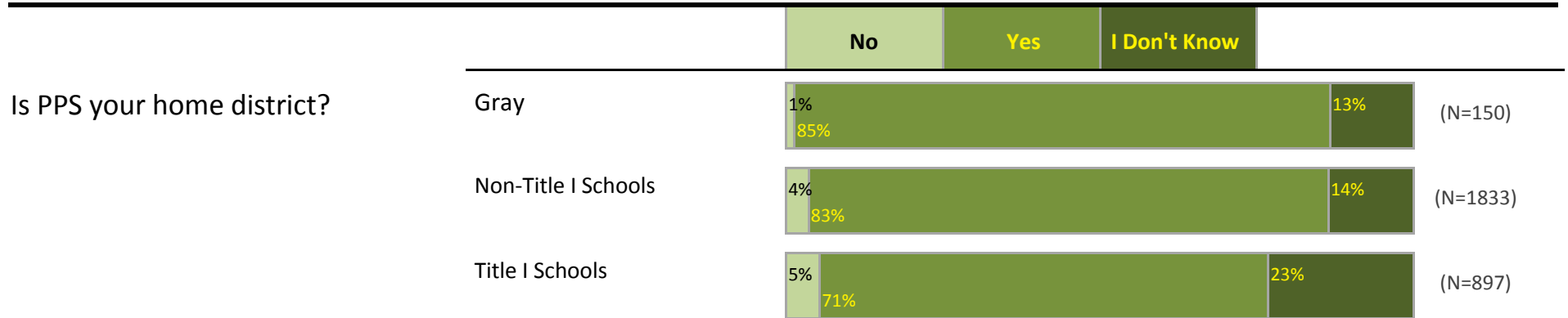


Page 22



Portland Public Schools Successful Schools Survey

Middle Grades Student Responses 2014-15



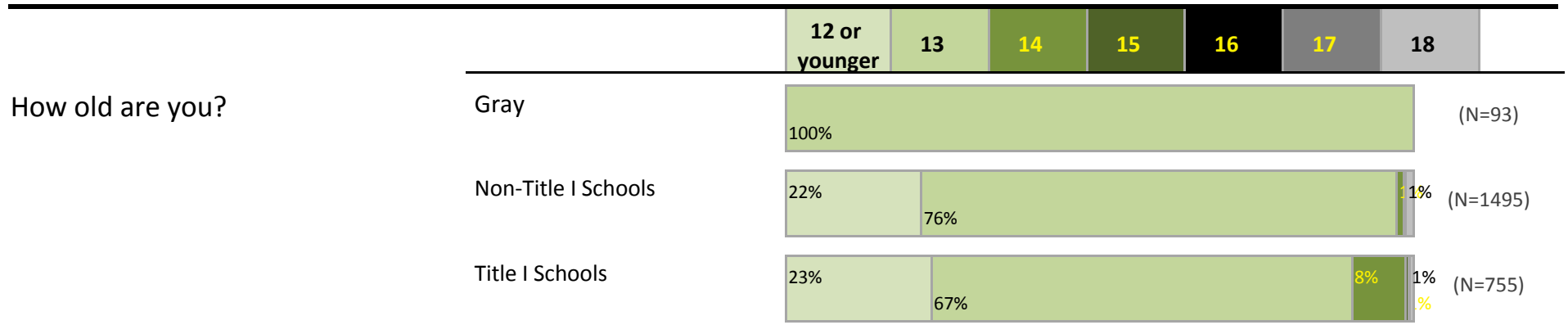
Gray



Portland Public Schools Successful Schools Survey

Middle Grades Student Responses 2014-15

Gray



Portland Public Schools Successful Schools Survey

Middle Grades Student Responses 2014-15

Gray

Which of the following best describes you?

Total Students: 164

(Because students could select more than one category, totals will exceed 100%.)

Heterosexual (straight)	61%
Gay or Lesbian	2%
Bisexual	6%
Transgender	1%
Queer	2%
Not sure or Questioning	15%
Decline to respond	7%
Other	0%
Blank	16%

Are you in an optional program?

Access at Rose City Park	0
Chinese Immersion	0
Experiential Learning Environment	2
Japanese Immersion	0
Russian Immersion	0
Spanish Immersion	11
Special Focus - Arts	2
Special Focus - CTE	0
Special Focus - History	0
Special Focus - Science	0
Special Focus - Dual Credit	0
Special Focus - Environmental Studies	0
Vietnamese Immersion	0
Winterhaven Special Focus - Math and Science	0
Other	14

Portland Public Schools Successful Schools Survey

Middle Grades Student Responses 2014-15

Gray

What races/ethnicities do you consider yourself?

Total Students: 164

(Because students could select more than one category, totals will exceed 100%.)

African American	7%
African	1%
Burundian	1%
Eritrean	1%
Ethiopian	3%
Somali	1%
Other African	3%
Other Black	
Caribbean Islands	1%
Other Black	2%
American Indian/Alaska Native	2%
Alaska Native	2%
Burns Paiute Tribe	1%
Confederated Tribes of the Coos, Lower Umpqua & Siuslaw Indians	1%
Confederated Tribes of the Grand Ronde Community of Oregon	1%
Confederated Tribes of Siletz Indians	1%
Confederated Tribes of the Umatilla Indian Reservation Indians	1%
Confederated Tribes of Warm Springs	1%
Coquille Indian Tribe	1%

American Indian/Alaska Native (continued)	
Cow Creek Band of Umpqua Tribe of Indians	1%
Klamath Tribes	1%
Other American Indian Tribe/Nation	6%
Native/Indigenous to Canada	2%
Asian	3%
Asian Indian	2%
Burmese	1%
Cambodian	1%
Chinese	3%
Filipino	2%
Hmong	1%
Japanese	2%
Karen	1%
Korean	1%
Laotian	1%
Mien	1%
Nepali	1%
Thai	1%
Tibetan	1%
Vietnamese	2%
Other Asian	2%

Portland Public Schools Successful Schools Survey

Middle Grades Student Responses 2014-15

Gray

What races/ethnicities do you consider yourself?

Total Students: 164

(Because students could select more than one category, totals will exceed 100%.)

Hispanic/Latino	2%
Caribbean Islands	1%
Central American Countries	1%
Indigenous Mexican, Central American or South American	2%
Mexican	4%
South American Countries	1%
Other Hispanic/Latino	2%
Middle Eastern/North African	2%
Pacific Islander	1%
Chuukese	1%
Guamanian or Chamorro	1%
Micronesia	1%
Native Hawaiian	2%
Samoan	1%
Tongan	1%
Other Pacific Islander	2%
White	37%
Romanian	4%
Russian	3%
Ukrainian	1%
European Countries	30%
Other White	34%
Blank	16%