
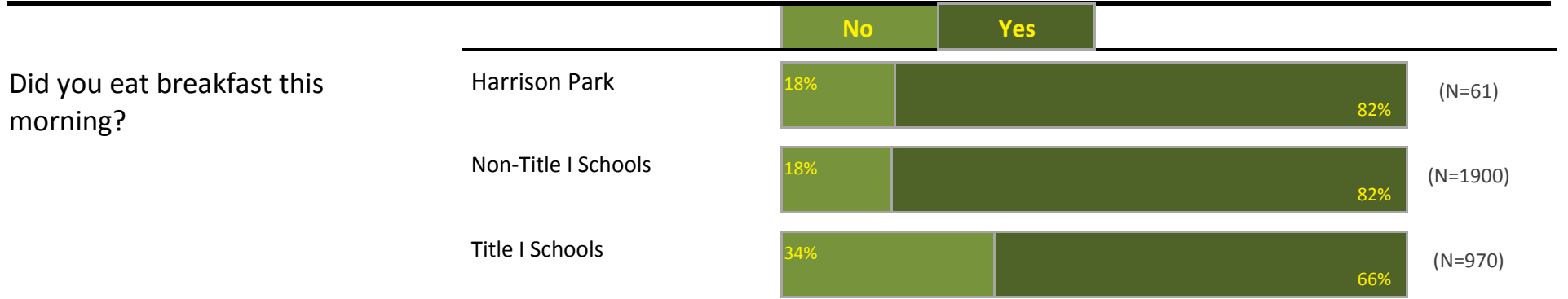
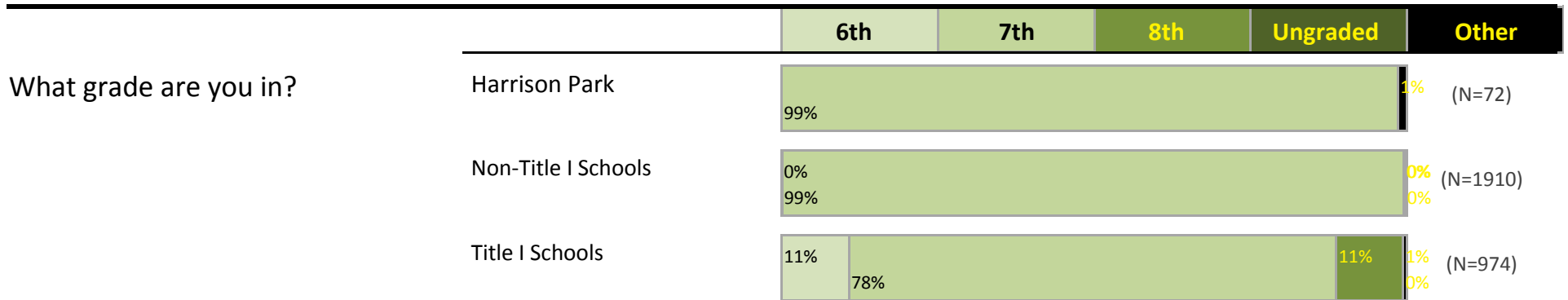


Portland Public Schools Successful Schools Survey

Middle Grades Student Responses 2014-15

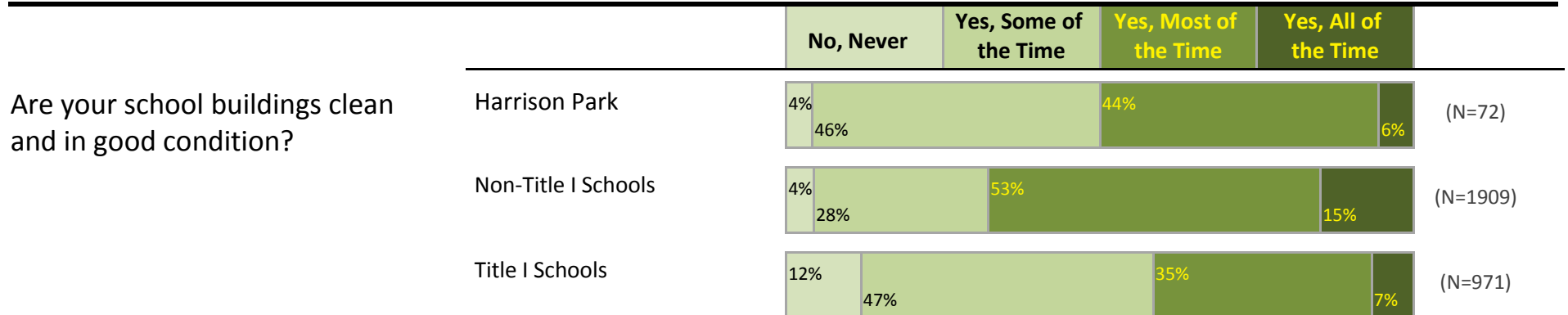
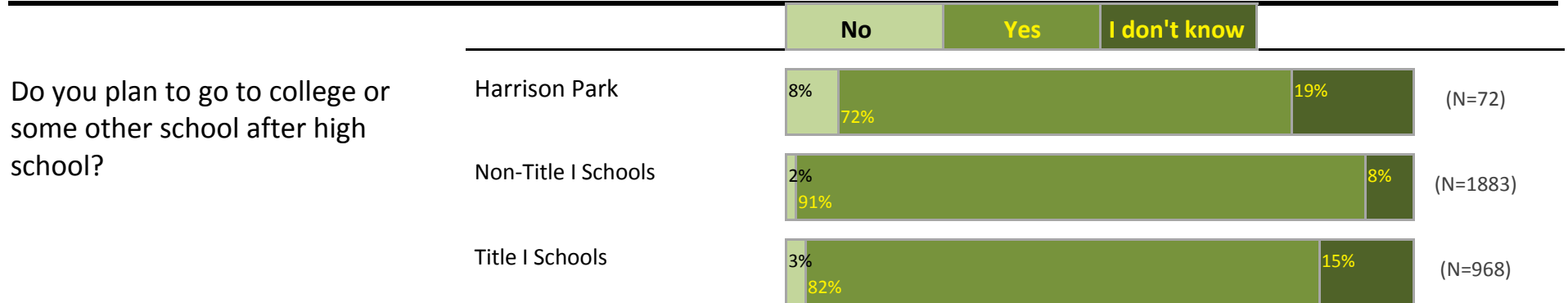
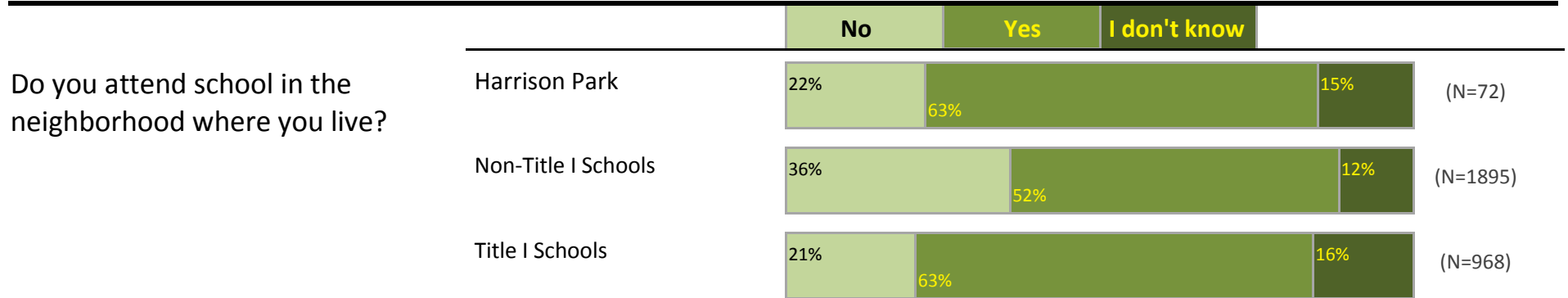
Harrison Park



Portland Public Schools Successful Schools Survey

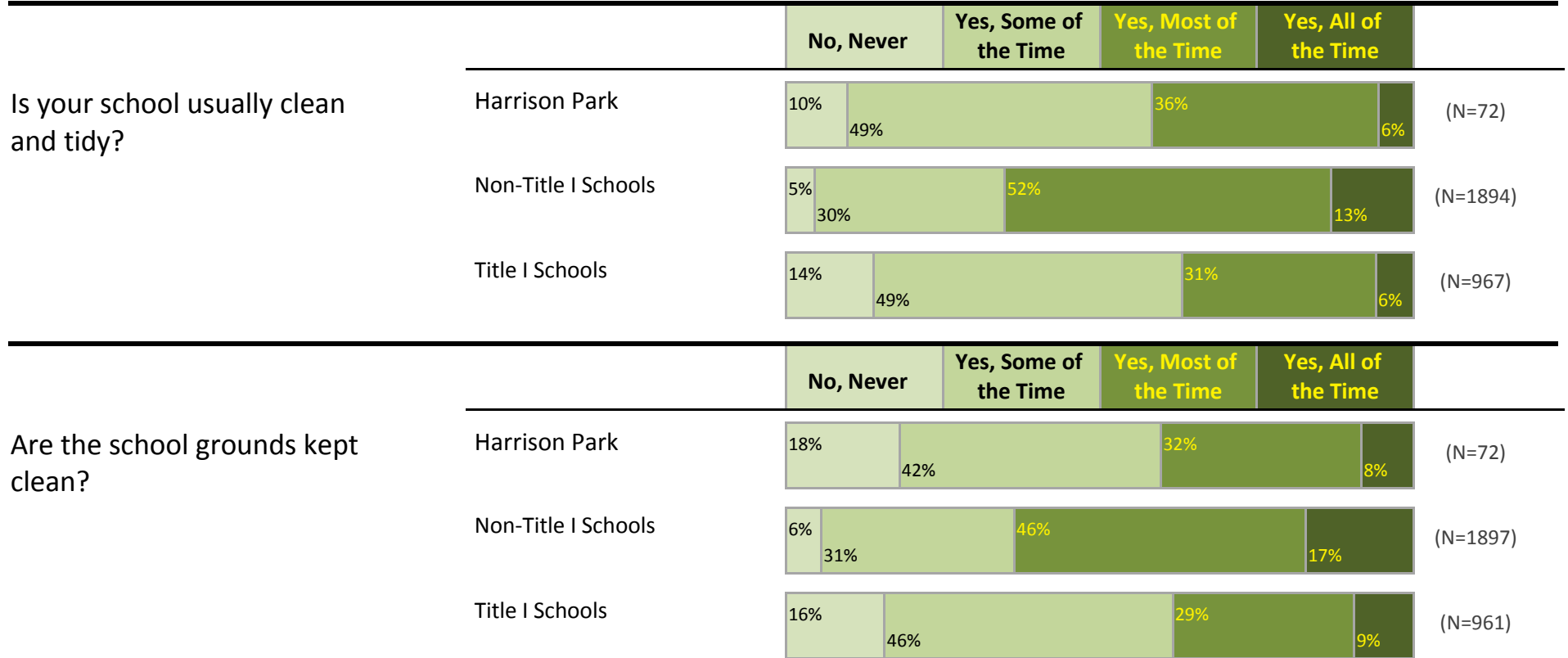
Middle Grades Student Responses 2014-15

Harrison Park



Portland Public Schools Successful Schools Survey Middle Grades Student Responses 2014-15

Harrison Park



Portland Public Schools Successful Schools Survey
Middle Grades Student Responses 2014-15

Harrison Park

In the past 30 days, did you miss school for any of the following reasons?

Total Students: 74


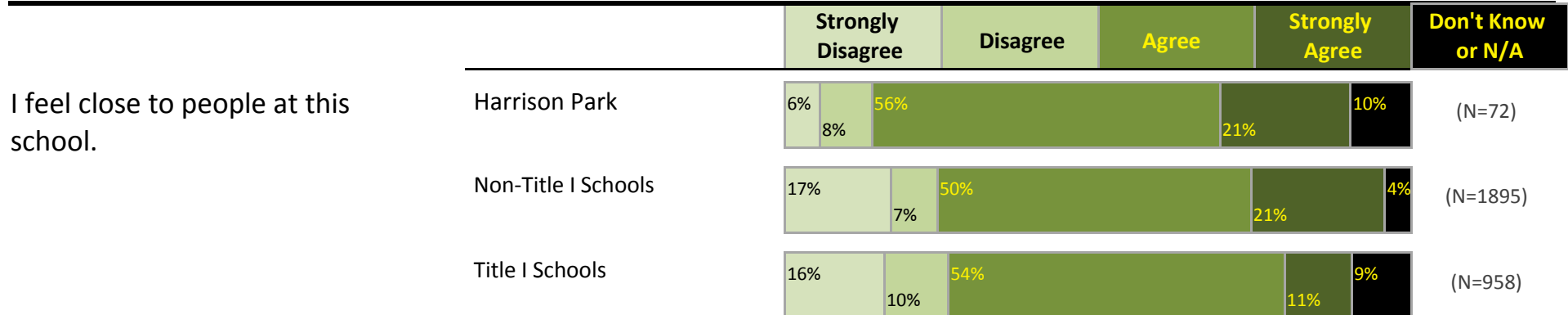

(Because students could select more than one category, totals will exceed 100%.)

Does not apply, I didn't miss any school.	38%
Illness (feeling physically sick), including problems with breathing or your teeth.	31%
Felt very sad, hopeless, anxious, stressed, or angry.	9%
Didn't get enough sleep.	19%
Didn't feel safe at school.	9%
Had to work.	0%
Had to take care of or help a family member or friend.	8%
Wanted to spend time with friends who don't go to your school.	7%
Wanted to use alcohol or drugs.	1%
Were behind in schoolwork or weren't prepared for a test or class assignment.	9%
Were bored with or uninterested in school.	9%
Were suspended.	4%
Other reason.	15%
Blank	8%

Portland Public Schools Successful Schools Survey




Middle Grades Student Responses 2014-15

Harrison Park




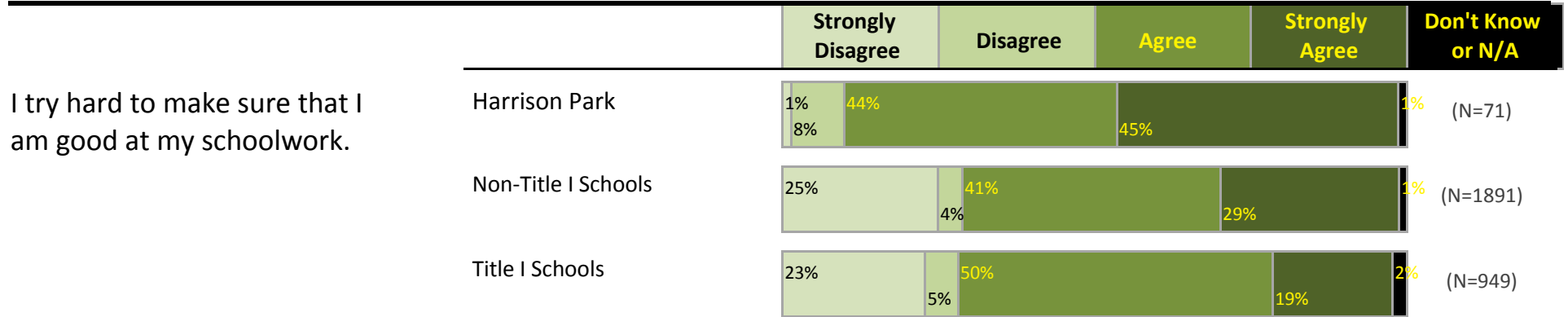

Portland Public Schools Successful Schools Survey Middle Grades Student Responses 2014-15

Harrison Park




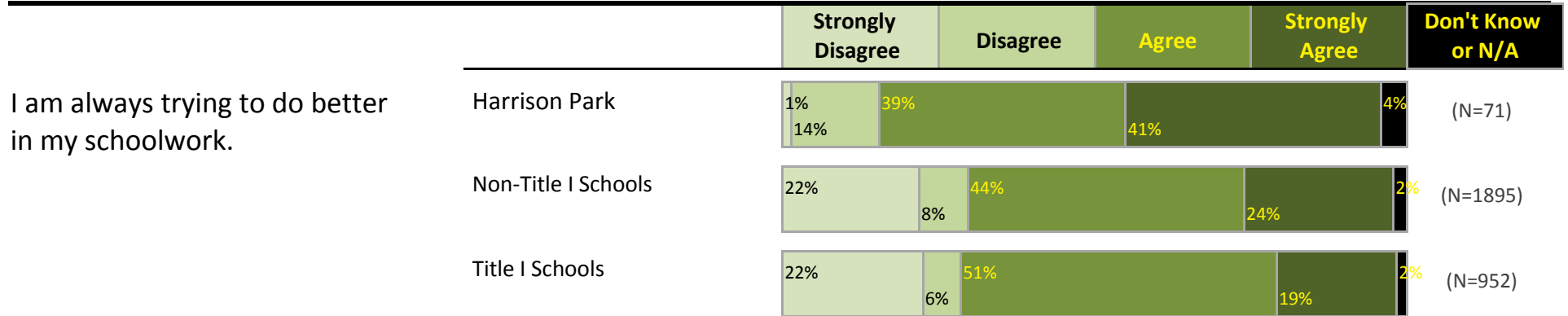
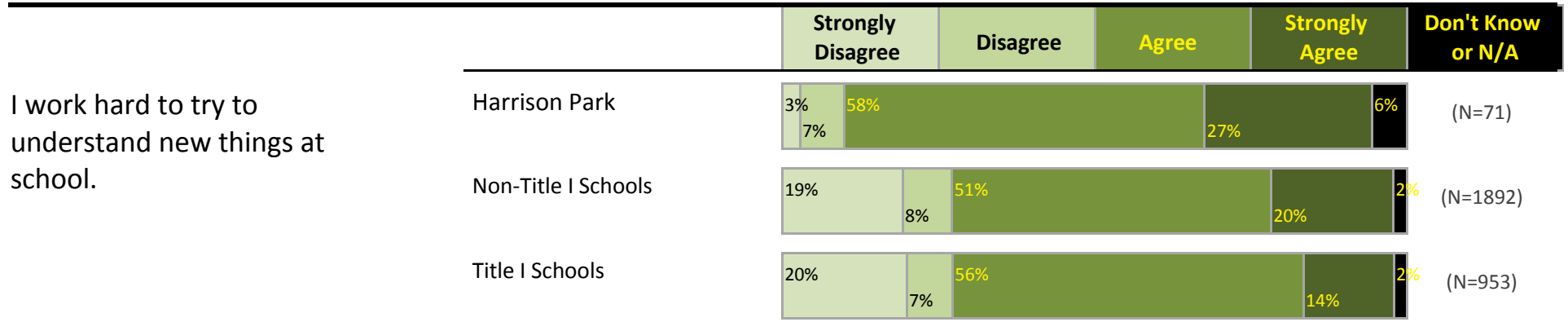
Portland Public Schools Successful Schools Survey Middle Grades Student Responses 2014-15

Harrison Park



Portland Public Schools Successful Schools Survey Middle Grades Student Responses 2014-15



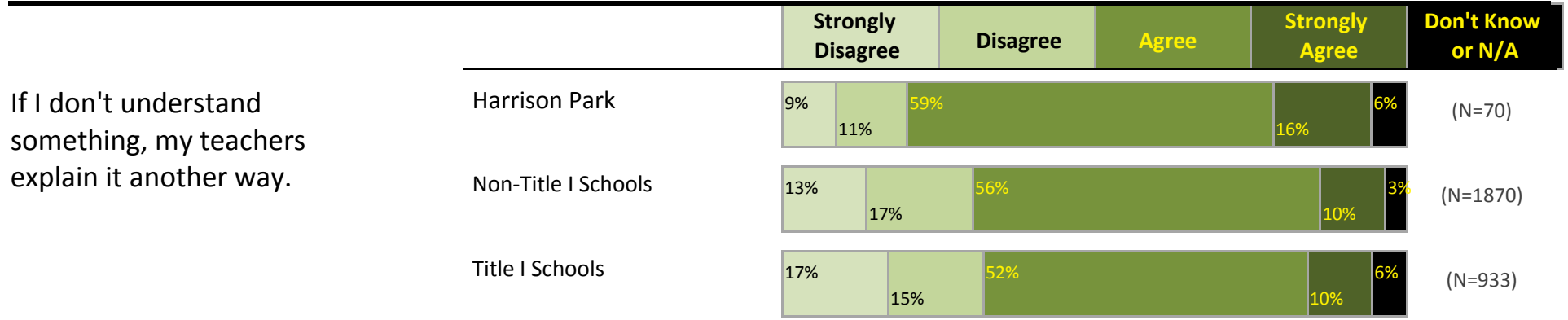
Harrison Park



Portland Public Schools Successful Schools Survey




Middle Grades Student Responses 2014-15

Harrison Park



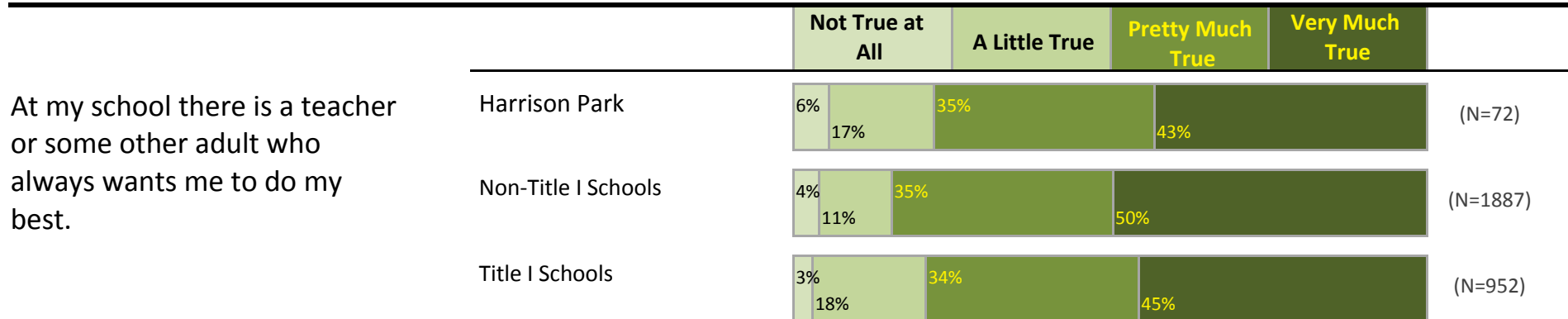


Portland Public Schools Successful Schools Survey Middle Grades Student Responses 2014-15

Harrison Park




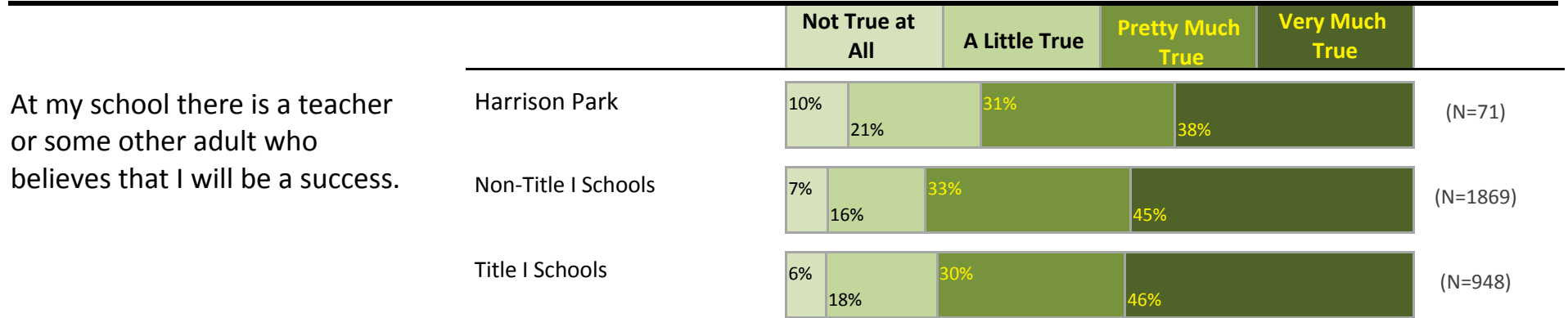
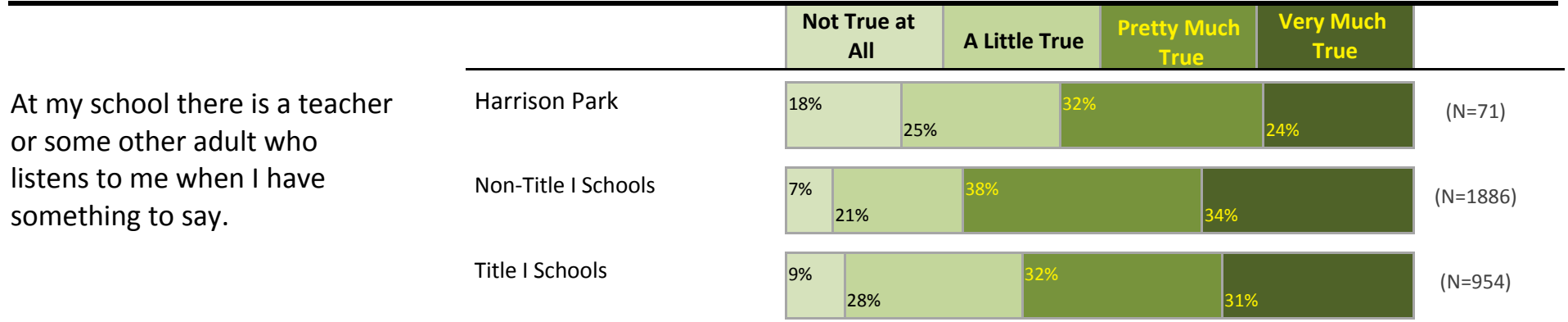
Portland Public Schools Successful Schools Survey Middle Grades Student Responses 2014-15

Harrison Park



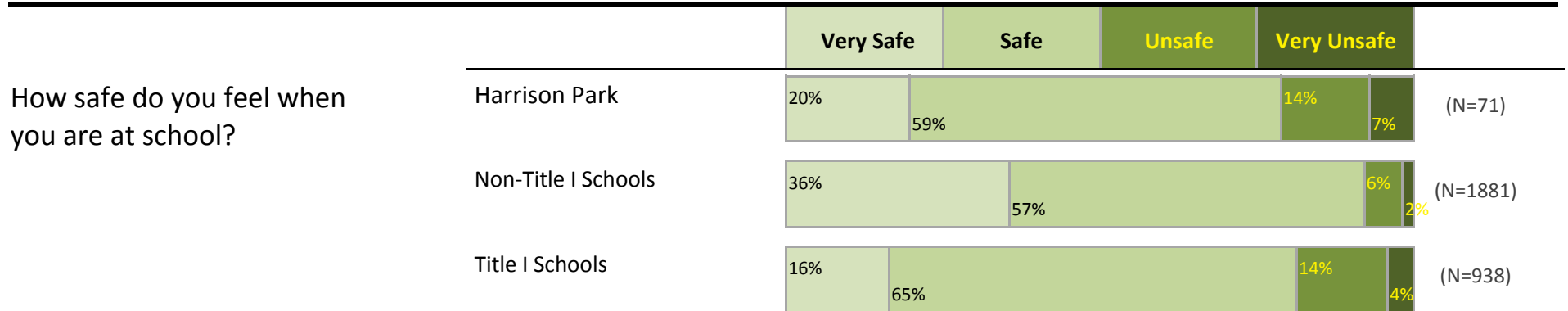


Portland Public Schools Successful Schools Survey Middle Grades Student Responses 2014-15

Harrison Park




Portland Public Schools Successful Schools Survey Middle Grades Student Responses 2014-15

Harrison Park



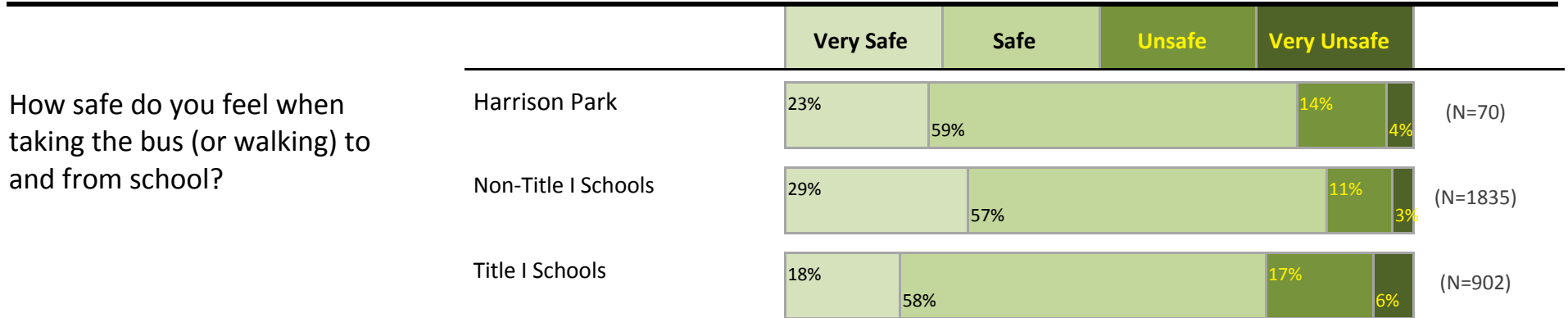
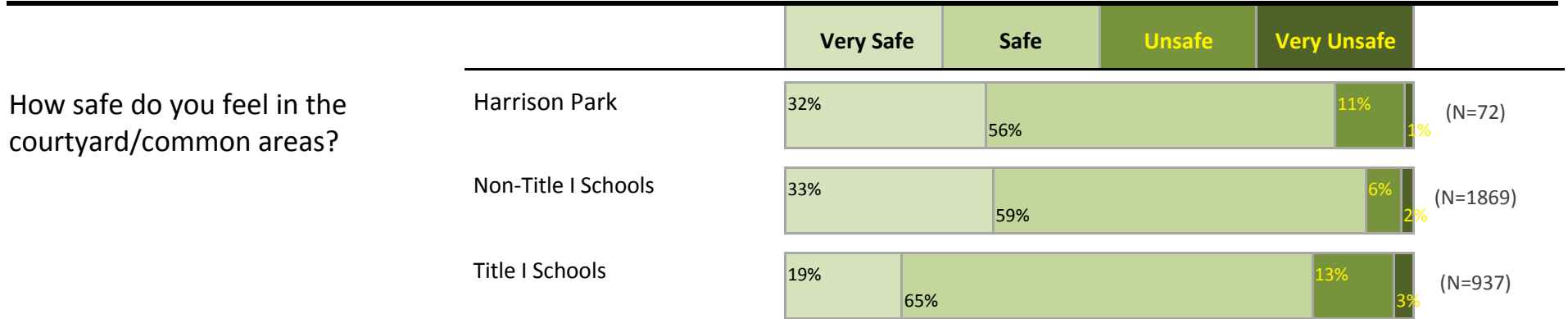

Portland Public Schools Successful Schools Survey Middle Grades Student Responses 2014-15

Harrison Park



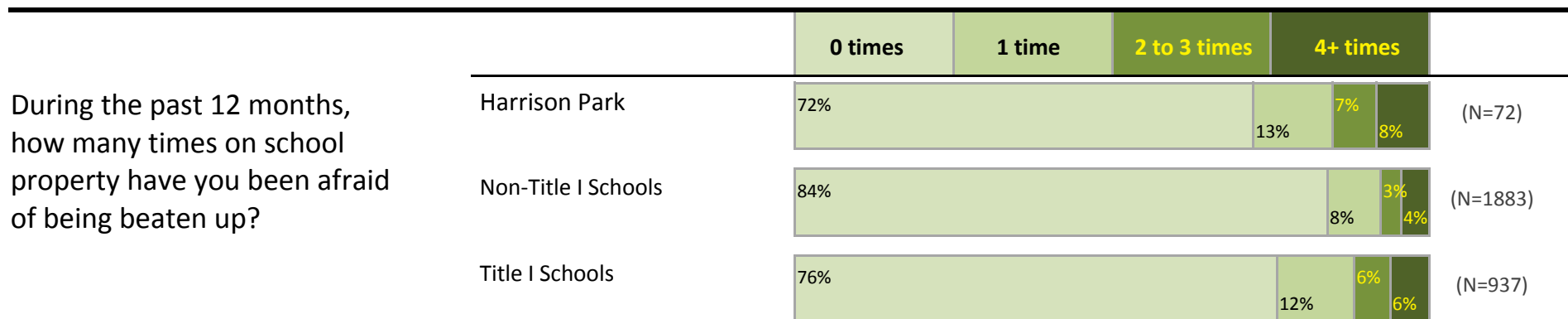
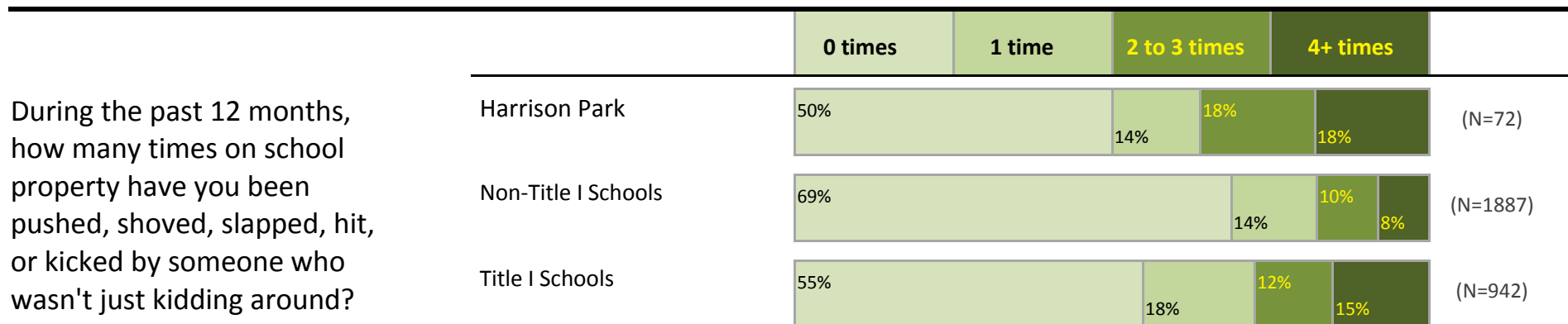
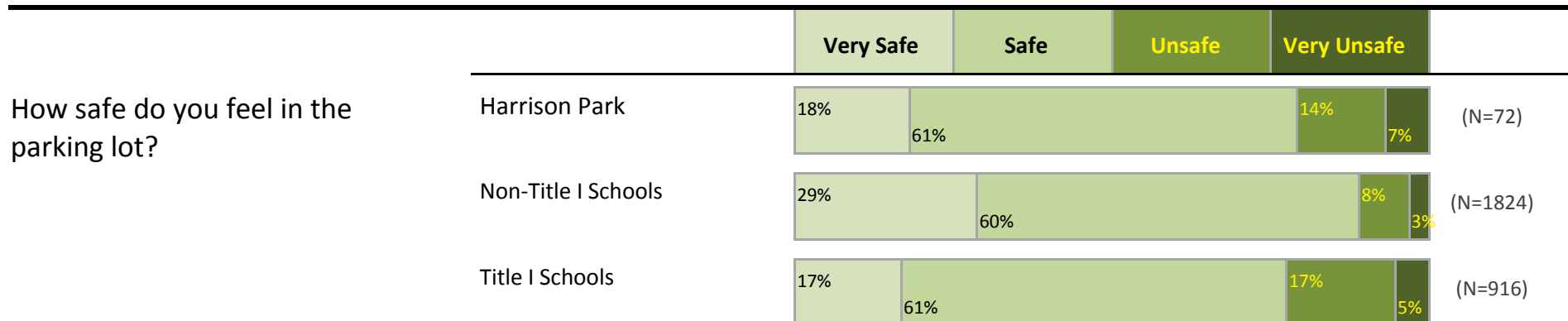
Portland Public Schools Successful Schools Survey Middle Grades Student Responses 2014-15

Harrison Park






Portland Public Schools Successful Schools Survey Middle Grades Student Responses 2014-15

Harrison Park






**Portland Public Schools Successful Schools Survey
Middle Grades Student Responses 2014-15**

Harrison Park



Portland Public Schools Successful Schools Survey Middle Grades Student Responses 2014-15




Harrison Park



Portland Public Schools Successful Schools Survey

Middle Grades Student Responses 2014-15




Harrison Park



Portland Public Schools Successful Schools Survey

Middle Grades Student Responses 2014-15




Harrison Park



Portland Public Schools Successful Schools Survey




Middle Grades Student Responses 2014-15

Harrison Park



Portland Public Schools Successful Schools Survey Middle Grades Student Responses 2014-15

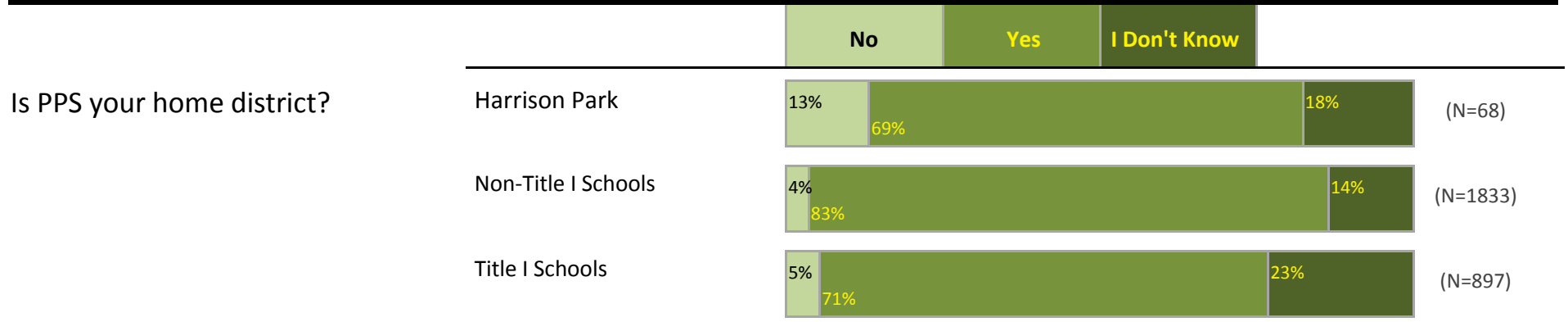


Harrison Park



Portland Public Schools Successful Schools Survey

Middle Grades Student Responses 2014-15

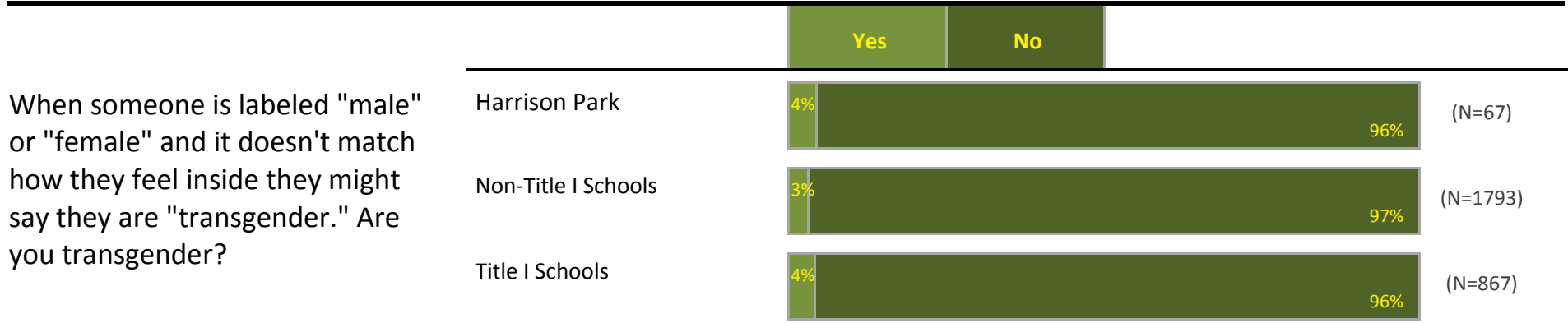

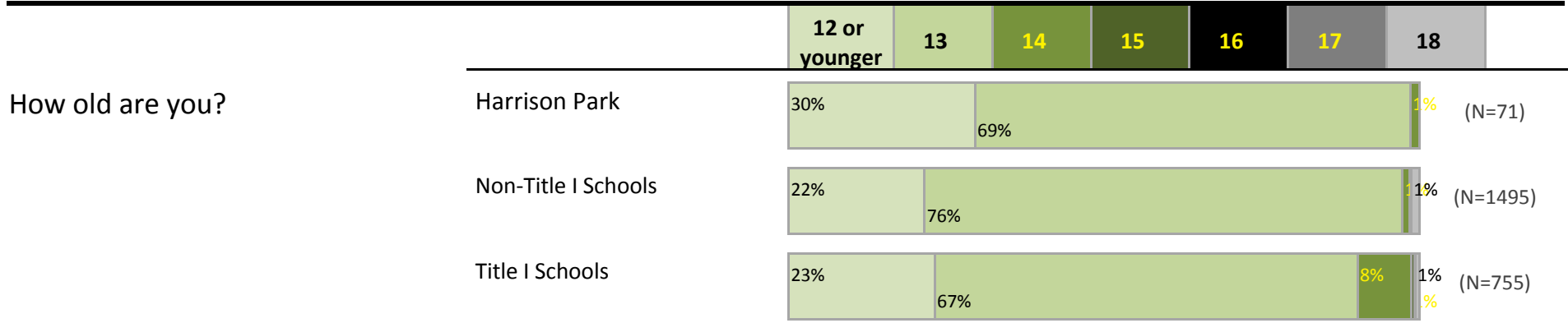
Harrison Park



Portland Public Schools Successful Schools Survey

Middle Grades Student Responses 2014-15

Harrison Park



Portland Public Schools Successful Schools Survey

Middle Grades Student Responses 2014-15

Harrison Park

Which of the following best describes you?

Total Students: 74

(Because students could select more than one category, totals will exceed 100%.)

Heterosexual (straight)	59%
Gay or Lesbian	5%
Bisexual	11%
Transgender	4%
Queer	4%
Not sure or Questioning	8%
Decline to respond	12%
Other	8%
Blank	20%

Are you in an optional program?

Access at Rose City Park	1
Chinese Immersion	2
Experiential Learning Environment	0
Japanese Immersion	2
Russian Immersion	1
Spanish Immersion	1
Special Focus - Arts	2
Special Focus - CTE	1
Special Focus - History	0
Special Focus - Science	0
Special Focus - Dual Credit	0
Special Focus - Environmental Studies	0
Vietnamese Immersion	2
Winterhaven Special Focus - Math and Science	0
Other	15

Portland Public Schools Successful Schools Survey

Middle Grades Student Responses 2014-15

Harrison Park

What races/ethnicities do you consider yourself?

Total Students: 74

(Because students could select more than one category, totals will exceed 100%.)

African American	22%
African	4%
Burundian	1%
Eritrean	3%
Ethiopian	1%
Somali	4%
Other African	5%
Other Black	
Caribbean Islands	3%
Other Black	5%
American Indian/Alaska Native	3%
Alaska Native	1%
Burns Paiute Tribe	1%
Confederated Tribes of the Coos, Lower Umpqua & Siuslaw Indians	1%
Confederated Tribes of the Grand Ronde Community of Oregon	1%
Confederated Tribes of Siletz Indians	1%
Confederated Tribes of the Umatilla Indian Reservation Indians	1%
Confederated Tribes of Warm Springs	1%
Coquille Indian Tribe	1%

American Indian/Alaska Native (continued)	
Cow Creek Band of Umpqua Tribe of Indians	1%
Klamath Tribes	1%
Other American Indian Tribe/Nation	5%
Native/Indigenous to Canada	1%
Asian	11%
Asian Indian	3%
Burmese	3%
Cambodian	1%
Chinese	15%
Filipino	1%
Hmong	1%
Japanese	1%
Karen	1%
Korean	1%
Laotian	1%
Mien	1%
Nepali	1%
Thai	1%
Tibetan	1%
Vietnamese	14%
Other Asian	3%

Portland Public Schools Successful Schools Survey

Middle Grades Student Responses 2014-15

Harrison Park

What races/ethnicities do you consider yourself?

Total Students: 74

(Because students could select more than one category, totals will exceed 100%.)

Hispanic/Latino	11%
Caribbean Islands	1%
Central American Countries	1%
Indigenous Mexican, Central American or South American	3%
Mexican	12%
South American Countries	1%
Other Hispanic/Latino	1%
Middle Eastern/North African	1%
Pacific Islander	1%
Chuukese	3%
Guamanian or Chamorro	3%
Micronesian	3%
Native Hawaiian	3%
Samoan	1%
Tongan	1%
Other Pacific Islander	1%
White	12%
Romanian	3%
Russian	3%
Ukrainian	4%
European Countries	7%
Other White	11%
Blank	8%