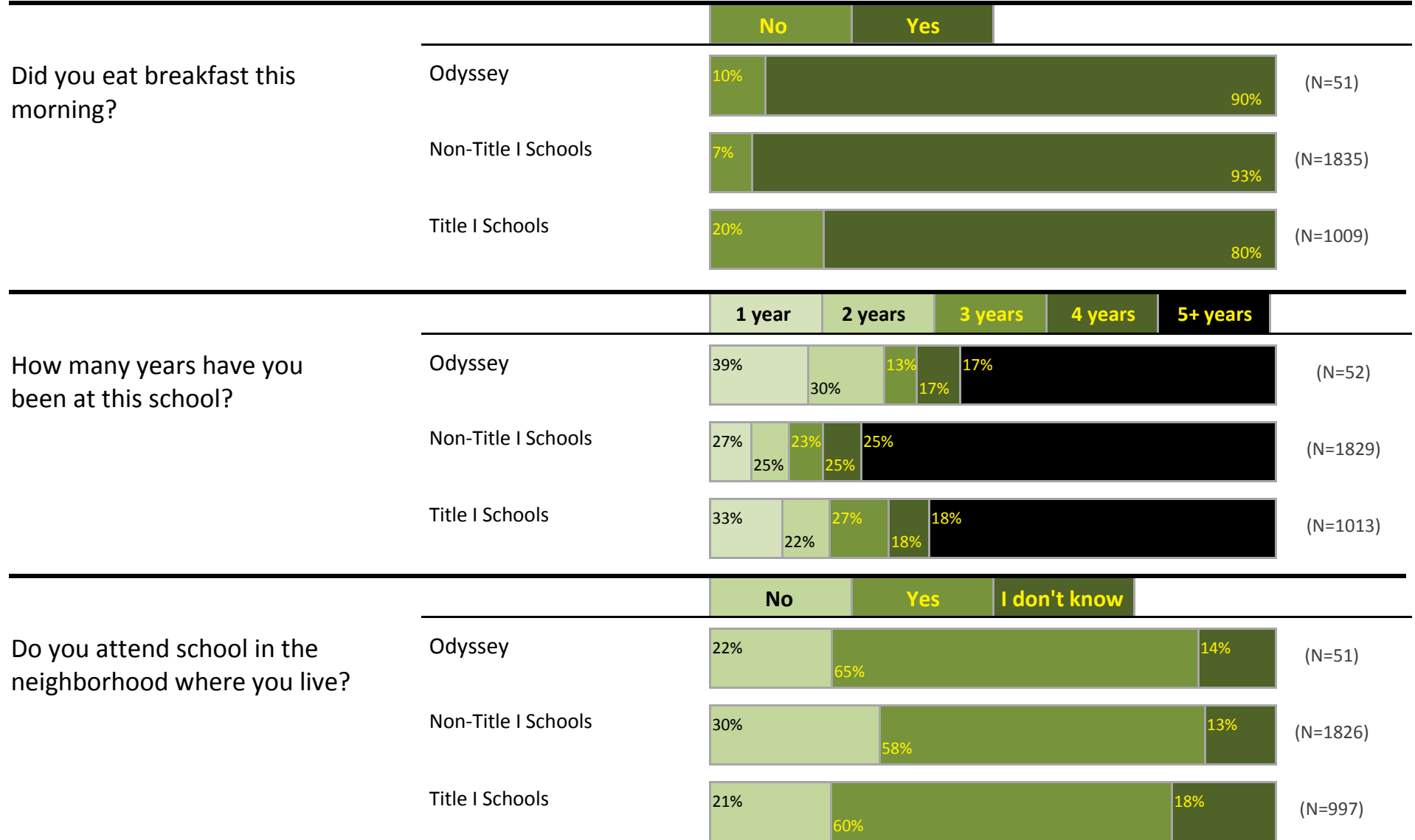


# Portland Public Schools Successful Schools Survey

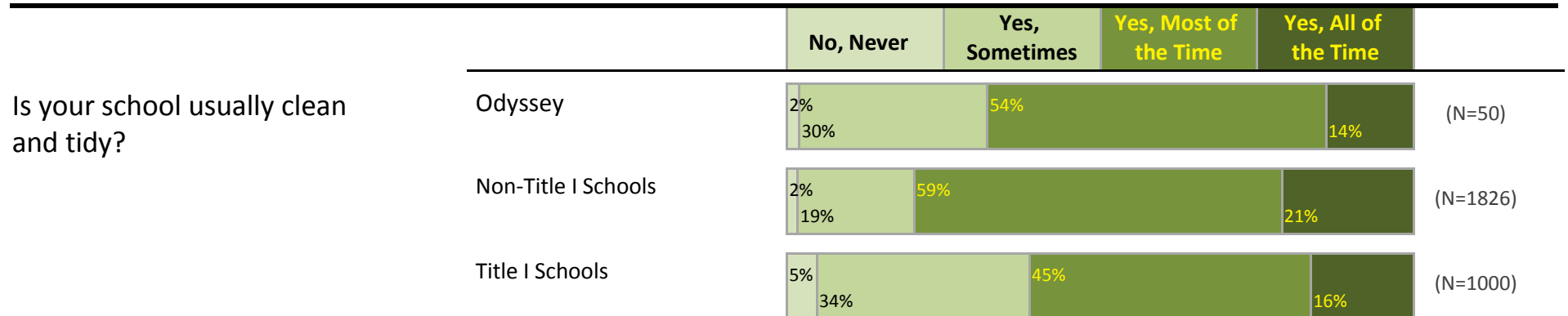
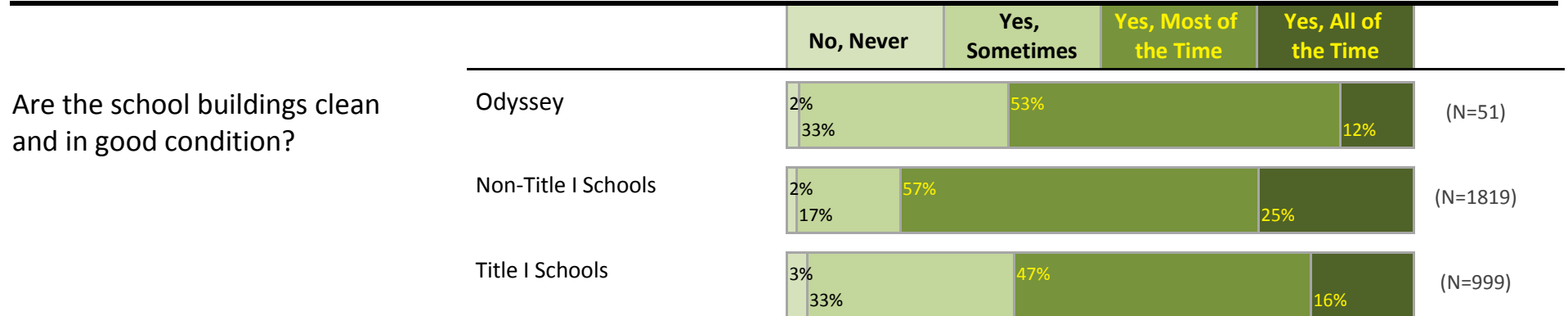

## Elementary School Student Responses 2014-15



# Portland Public Schools Successful Schools Survey

## Elementary School Student Responses 2014-15

= **Odyssey**



# Portland Public Schools Successful Schools Survey

## Elementary School Student Responses 2014-15

= **Odyssey**

		No, Never	Yes, Sometimes	Yes, Most of the Time	Yes, All of the Time	
Are the school grounds kept clean?	Odyssey	13%	48%	38%		(N=52)
	Non-Title I Schools	2%	22%	49%	27%	(N=1813)
	Title I Schools	8%	35%	37%	20%	(N=986)
		No, Never	Yes, Sometimes	Yes, Most of the Time	Yes, All of the Time	
Do you feel close to people at school?	Odyssey	2%	10%	37%	51%	(N=49)
	Non-Title I Schools	2%	16%	37%	45%	(N=1811)
	Title I Schools	6%	24%	30%	40%	(N=988)
		No, Never	Yes, Sometimes	Yes, Most of the Time	Yes, All of the Time	
Are you happy to be at this school?	Odyssey	4%	12%	31%	53%	(N=51)
	Non-Title I Schools	2%	11%	29%	58%	(N=1818)
	Title I Schools	5%	21%	27%	48%	(N=992)

# Portland Public Schools Successful Schools Survey

## Elementary School Student Responses 2014-15

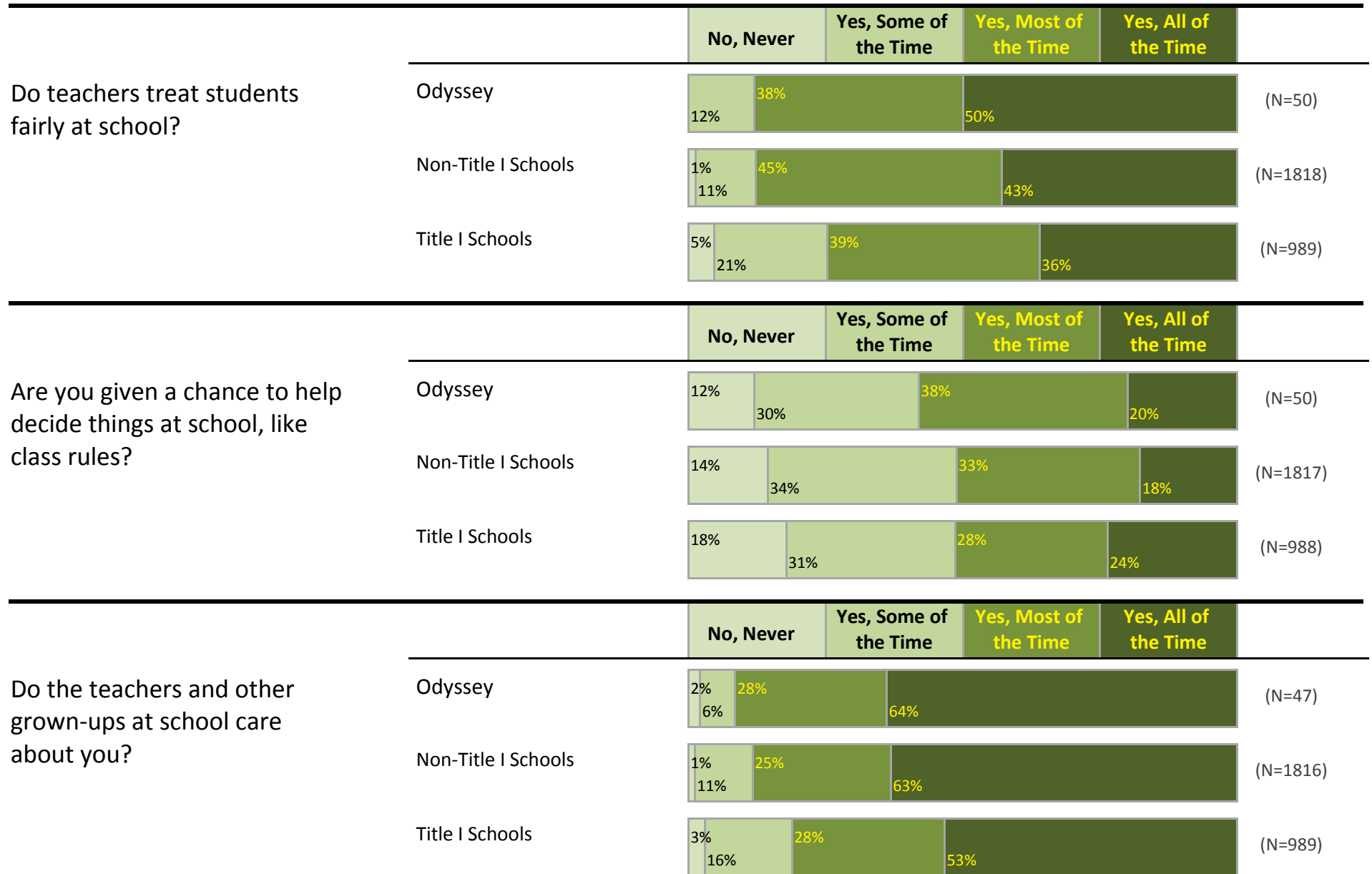
= **Odyssey**

		No, Never	Yes, Some of the Time	Yes, Most of the Time	Yes, All of the Time	
Do you feel like you are part of this school?	Odyssey	4% 25%	22%	49%		(N=51)
	Non-Title I Schools	2% 11%	26%	61%		(N=1811)
	Title I Schools	6% 19%	28%	47%		(N=984)
		No, Never	Yes, Some of the Time	Yes, Most of the Time	Yes, All of the Time	
Are the students at your school motivated to learn?	Odyssey	4% 23%	54%		19%	(N=52)
	Non-Title I Schools	1% 26%	56%		17%	(N=1814)
	Title I Schools	4% 39%	43%		14%	(N=980)
		No, Never	Yes, Some of the Time	Yes, Most of the Time	Yes, All of the Time	
Do you feel that this school is a supportive and inviting place for students to learn?	Odyssey	4% 10%	39%	47%		(N=51)
	Non-Title I Schools	1% 8%	31%	60%		(N=1827)
	Title I Schools	4% 16%	32%	48%		(N=990)

# Portland Public Schools Successful Schools Survey

## Elementary School Student Responses 2014-15

= **Odyssey**



# Portland Public Schools Successful Schools Survey

## Elementary School Student Responses 2014-15

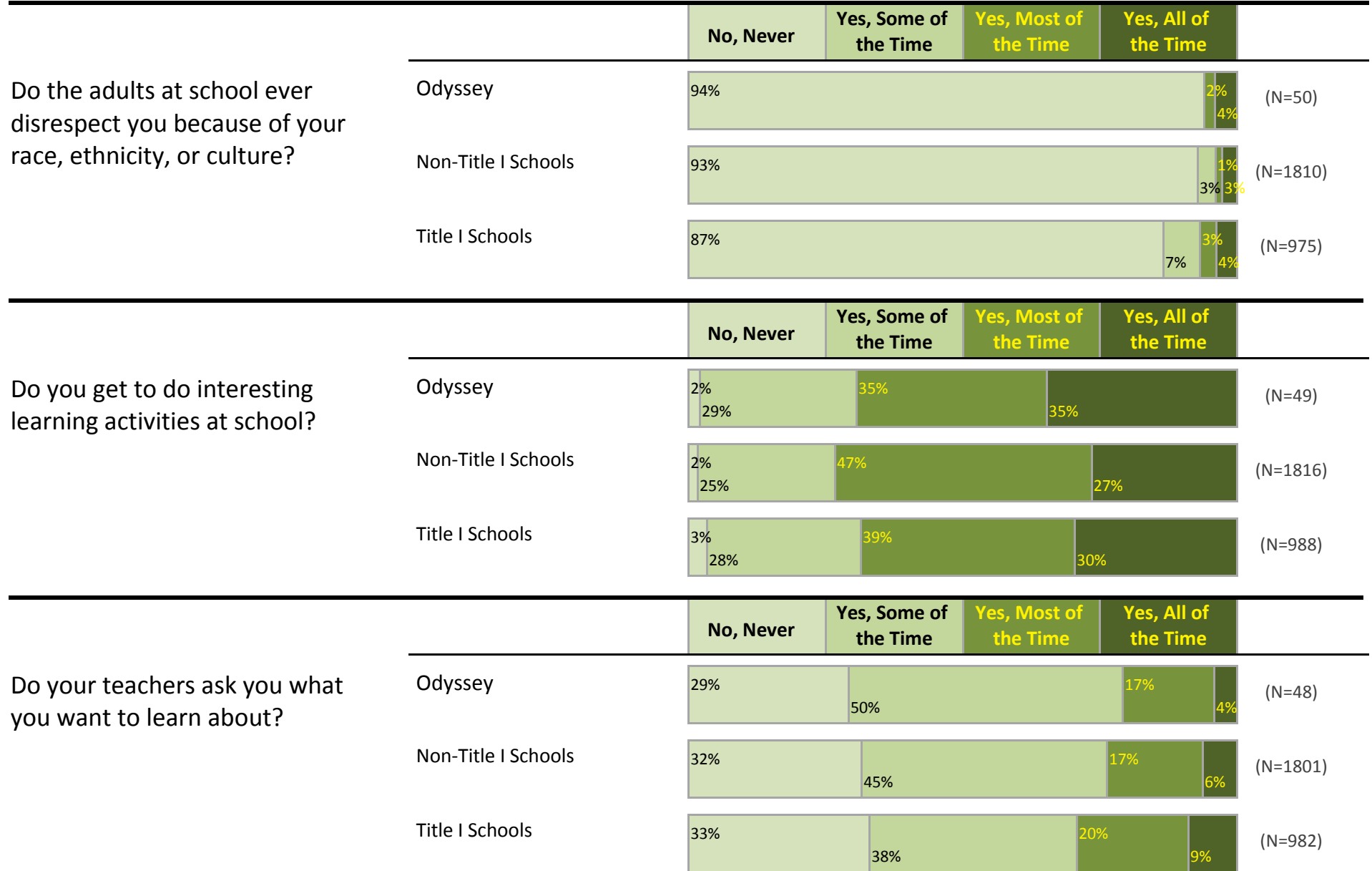
= **Odyssey**

		No, Never	Yes, Some of the Time	Yes, Most of the Time	Yes, All of the Time	
Do the teachers and other grown-ups at school tell you when you do a good job?	Odyssey	4% 14%	45%	37%		(N=49)
	Non-Title I Schools	1% 15%	43%	40%		(N=1815)
	Title I Schools	3% 20%	36%	41%		(N=992)
		No, Never	Yes, Some of the Time	Yes, Most of the Time	Yes, All of the Time	
Do the teachers and other grown-ups at school ask you about your ideas?	Odyssey	6% 30%	42%	22%		(N=50)
	Non-Title I Schools	5% 30%	42%	23%		(N=1810)
	Title I Schools	11% 31%	34%	24%		(N=989)
		No, Never	Yes, Some of the Time	Yes, Most of the Time	Yes, All of the Time	
Do the teachers and other grown-ups give you a chance to solve school problems?	Odyssey	10% 28%	32%	30%		(N=50)
	Non-Title I Schools	7% 25%	36%	32%		(N=1806)
	Title I Schools	10% 26%	34%	30%		(N=976)

# Portland Public Schools Successful Schools Survey

## Elementary School Student Responses 2014-15

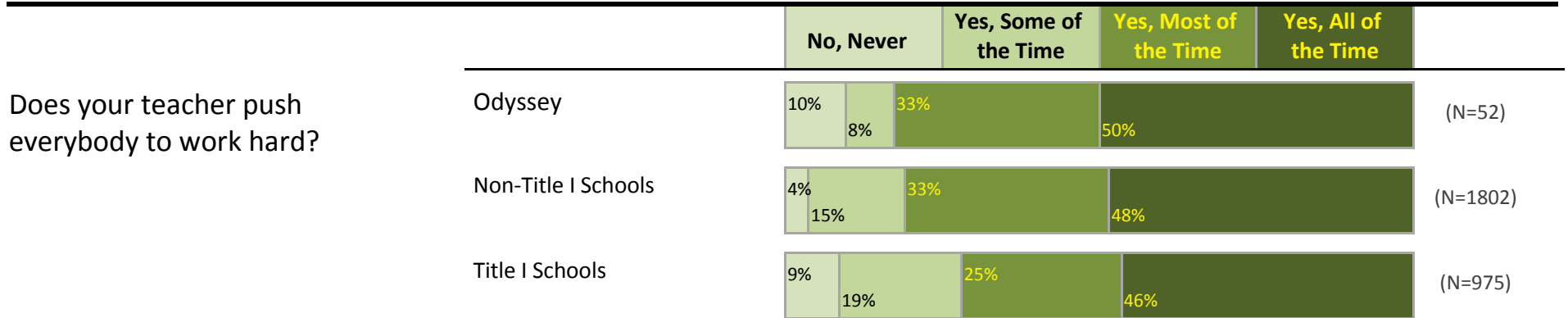
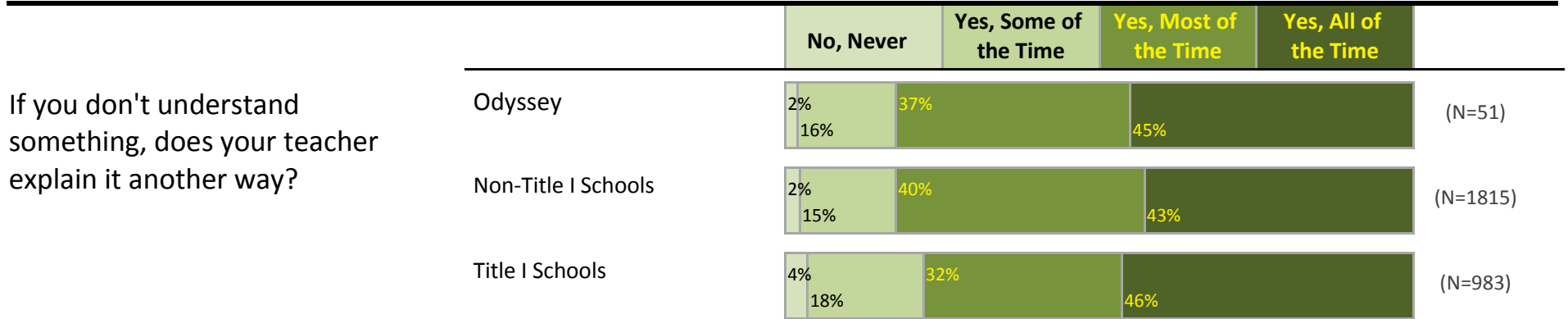

= **Odyssey**



# Portland Public Schools Successful Schools Survey

## Elementary School Student Responses 2014-15

= **Odyssey**





# Portland Public Schools Successful Schools Survey

## Elementary School Student Responses 2014-15

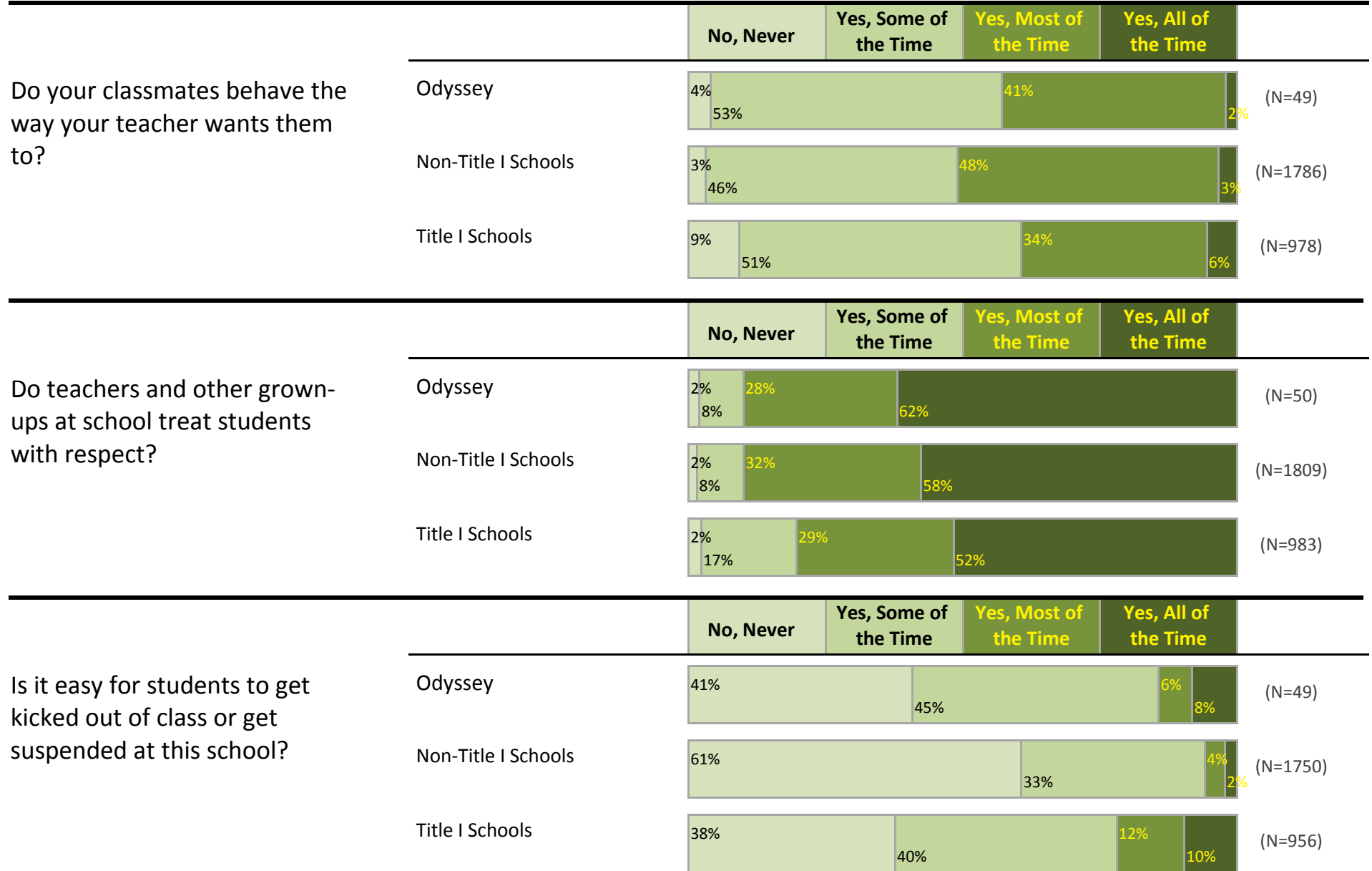
= **Odyssey**

		No, Never	Yes, Some of the Time	Yes, Most of the Time	Yes, All of the Time	
Do the teachers and other grown-ups at school listen when you have something to say?	Odyssey	22%	36%	42%		(N=50)
	Non-Title I Schools	2% 17%	41%	40%		(N=1817)
	Title I Schools	4% 22%	36%	38%		(N=984)
		No, Never	Yes, Some of the Time	Yes, Most of the Time	Yes, All of the Time	
Do the teachers and other grown-ups at school believe that you can do a good job?	Odyssey	2% 8%	29%	61%		(N=49)
	Non-Title I Schools	1% 6%	24%	70%		(N=1807)
	Title I Schools	2% 11%	23%	64%		(N=985)
		No, Never	Yes, Some of the Time	Yes, Most of the Time	Yes, All of the Time	
Do you do things to be helpful at school?	Odyssey	2% 14%	49%	35%		(N=49)
	Non-Title I Schools	1% 16%	49%	34%		(N=1800)
	Title I Schools	2% 18%	44%	36%		(N=974)

# Portland Public Schools Successful Schools Survey

## Elementary School Student Responses 2014-15

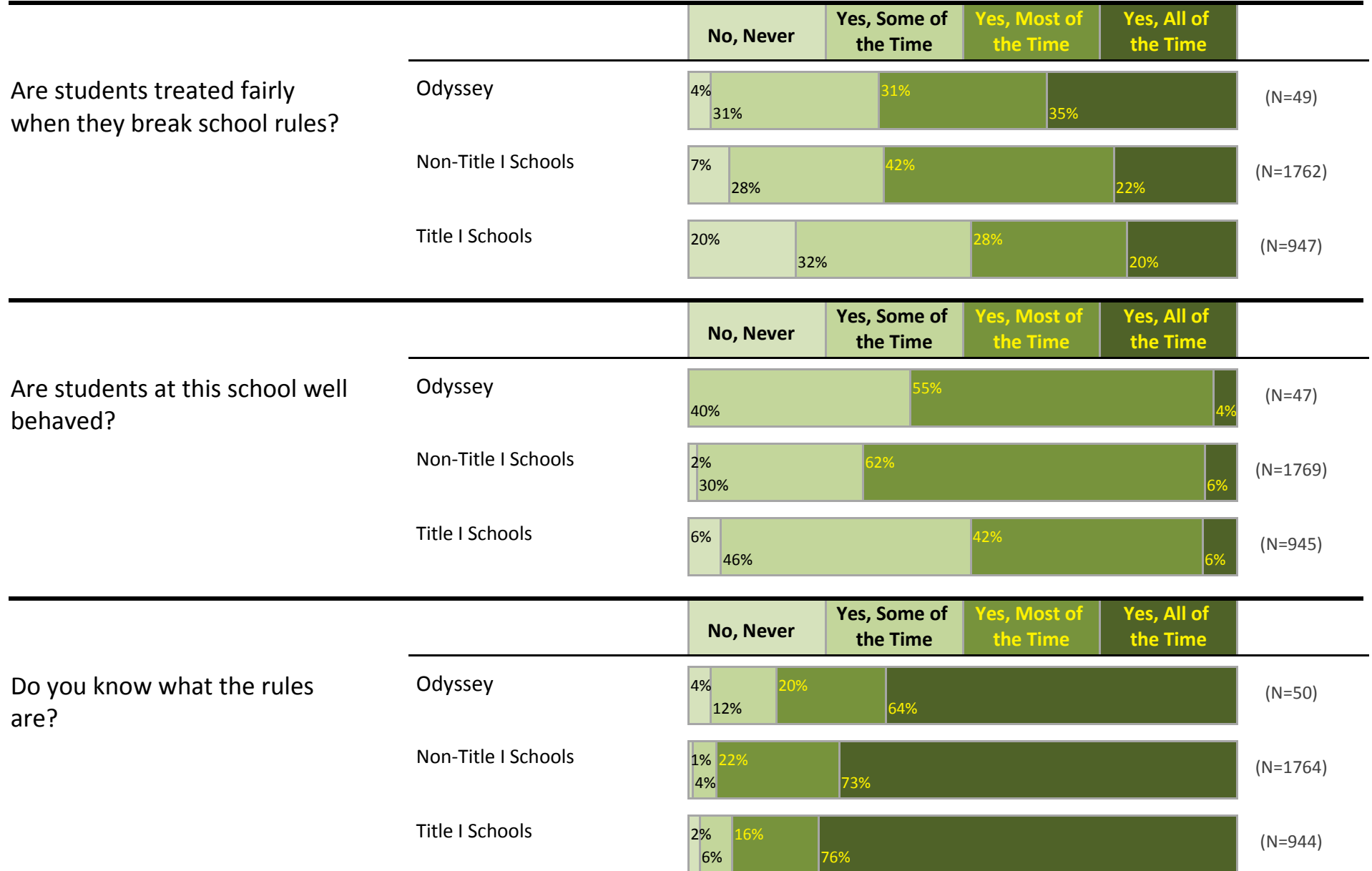
= **Odyssey**



# Portland Public Schools Successful Schools Survey

## Elementary School Student Responses 2014-15

= **Odyssey**



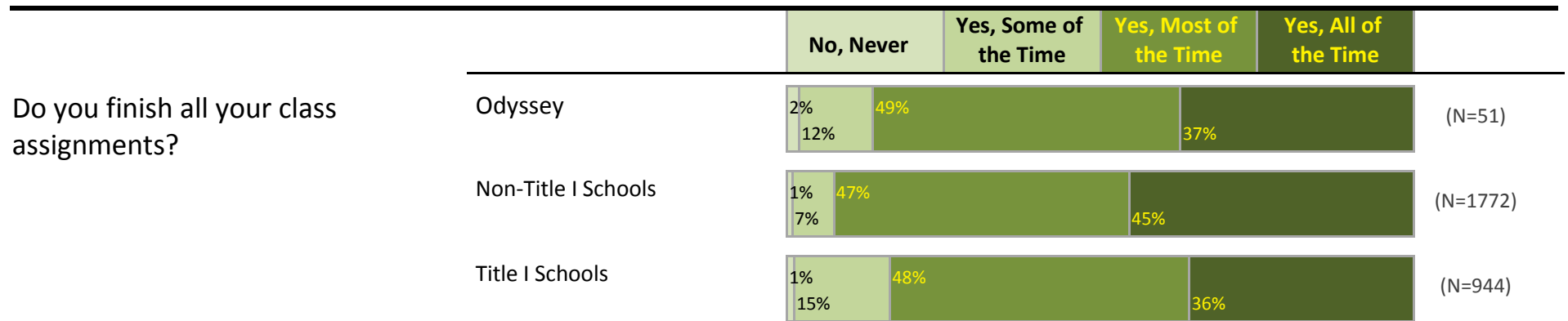
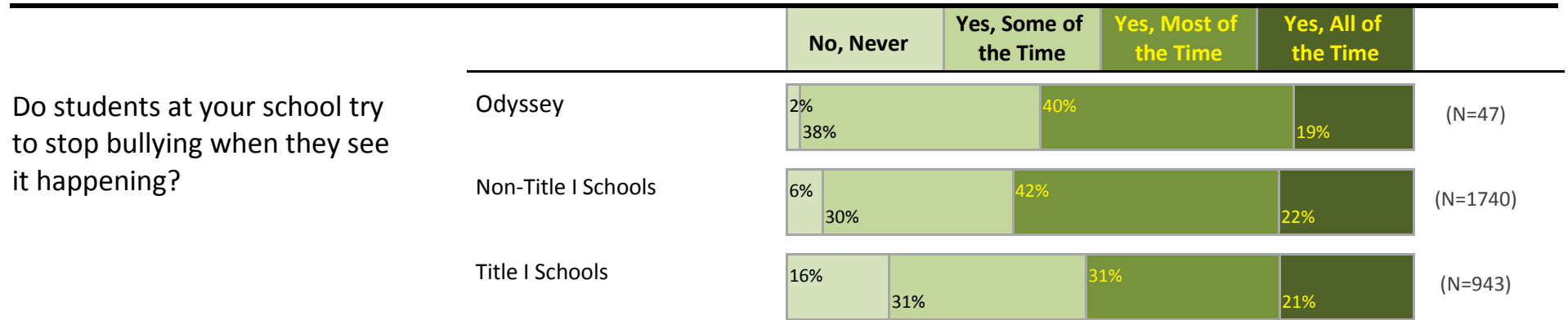
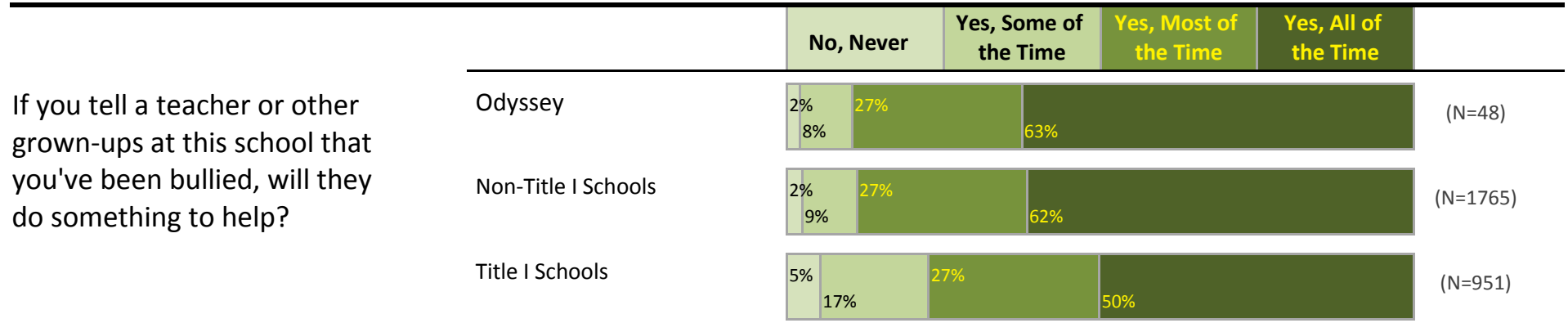
## Portland Public Schools Successful Schools Survey Elementary School Student Responses 2014-15

= **Odyssey**

		No, Never	Yes, Some of the Time	Yes, Most of the Time	Yes, All of the Time	
Does your school help students solve conflicts with one another?	Odyssey	4% 14%	31%	51%		(N=49)
	Non-Title I Schools	2% 15%	38%	44%		(N=1777)
	Title I Schools	3% 22%	36%	39%		(N=951)
		No, Never	Yes, Some of the Time	Yes, Most of the Time	Yes, All of the Time	
Does your school teach students to care about each other and treat each other with respect?	Odyssey	6% 28%	66%			(N=50)
	Non-Title I Schools	2% 9%	28%	61%		(N=1783)
	Title I Schools	3% 16%	28%	53%		(N=957)
		No, Never	Yes, Some of the Time	Yes, Most of the Time	Yes, All of the Time	
Do the teachers and other grown-ups at this school make it clear that bullying is not allowed?	Odyssey	8% 17%	75%			(N=48)
	Non-Title I Schools	1% 5%	13%	81%		(N=1779)
	Title I Schools	2% 9%	16%	73%		(N=956)

## Portland Public Schools Successful Schools Survey Elementary School Student Responses 2014-15

= **Odyssey**



# Portland Public Schools Successful Schools Survey

## Elementary School Student Responses 2014-15

= **Odyssey**

		No, Never	Yes, Some of the Time	Yes, Most of the Time	Yes, All of the Time	
When you get a bad grade, do you try even harder the next time?	Odyssey	18%	14%	67%		(N=49)
	Non-Title I Schools	1% 6%	22%	72%		(N=1773)
	Title I Schools	2% 6%	20%	72%		(N=953)
<hr/>						
		No, Never	Yes, Some of the Time	Yes, Most of the Time	Yes, All of the Time	
Do you keep working and working on your schoolwork until you get it right?	Odyssey	20%	34%	46%		(N=50)
	Non-Title I Schools	1% 11%	41%	46%		(N=1782)
	Title I Schools	3% 16%	38%	43%		(N=951)
<hr/>						
		No, Never	Yes, Some of the Time	Yes, Most of the Time	Yes, All of the Time	
Do you do your class assignments even when they're really hard for you?	Odyssey	2% 14%	18%	66%		
	Non-Title I Schools	1% 7%	26%	65%		
	Title I Schools	2% 13%	30%	55%		

# Portland Public Schools Successful Schools Survey

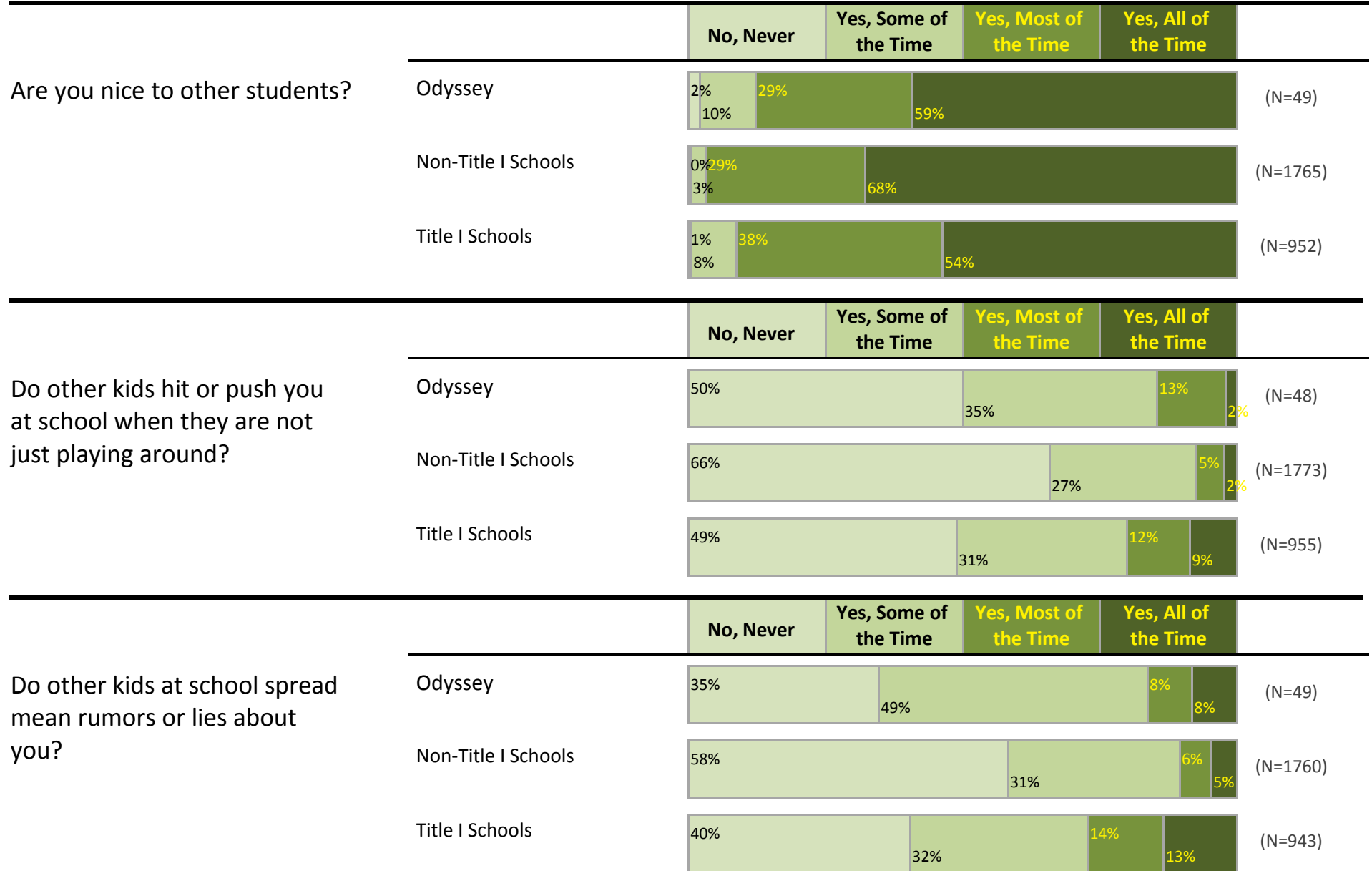
## Elementary School Student Responses 2014-15

		No, Never	Yes, Some of the Time	Yes, Most of the Time	Yes, All of the Time	
Do you follow the classroom rules?	Odyssey	10%	38%	52%		(N=48)
	Non-Title I Schools	0%	37%	59%		(N=1765)
	Title I Schools	1%	35%	58%		(N=952)
		No, Never	Yes, Some of the Time	Yes, Most of the Time	Yes, All of the Time	
Do you follow the playground rules at recess and lunch times?	Odyssey	4%	34%	58%		(N=50)
	Non-Title I Schools	1%	31%	62%		(N=1773)
	Title I Schools	1%	26%	67%		(N=948)
		No, Never	Yes, Some of the Time	Yes, Most of the Time	Yes, All of the Time	
Do you listen when your teacher is talking?	Odyssey	8%	41%	51%		(N=49)
	Non-Title I Schools	0%	45%	50%		(N=1772)
	Title I Schools	1%	43%	48%		(N=962)

# Portland Public Schools Successful Schools Survey

## Elementary School Student Responses 2014-15



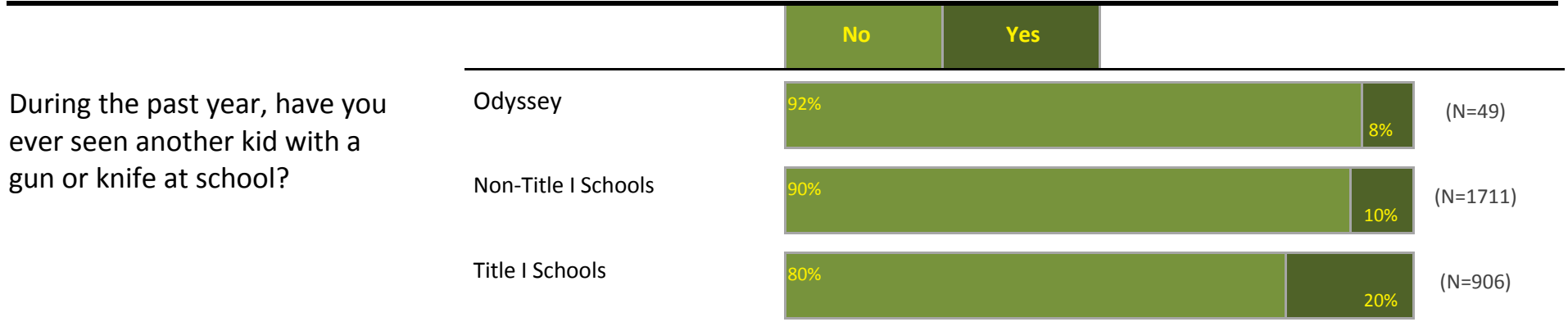
= **Odyssey**





# Portland Public Schools Successful Schools Survey




## Elementary School Student Responses 2014-15



# Portland Public Schools Successful Schools Survey

## Elementary School Student Responses 2014-15

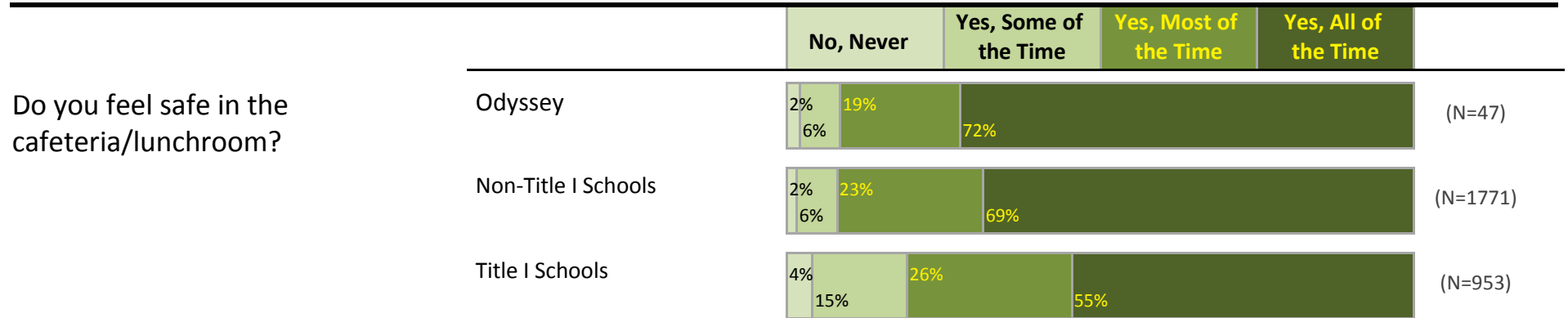
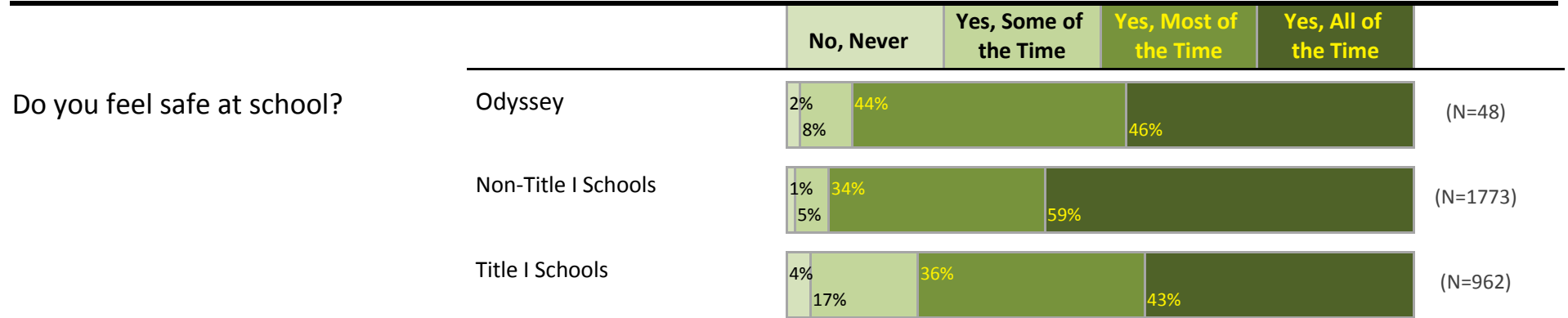

= **Odyssey**



# Portland Public Schools Successful Schools Survey

## Elementary School Student Responses 2014-15

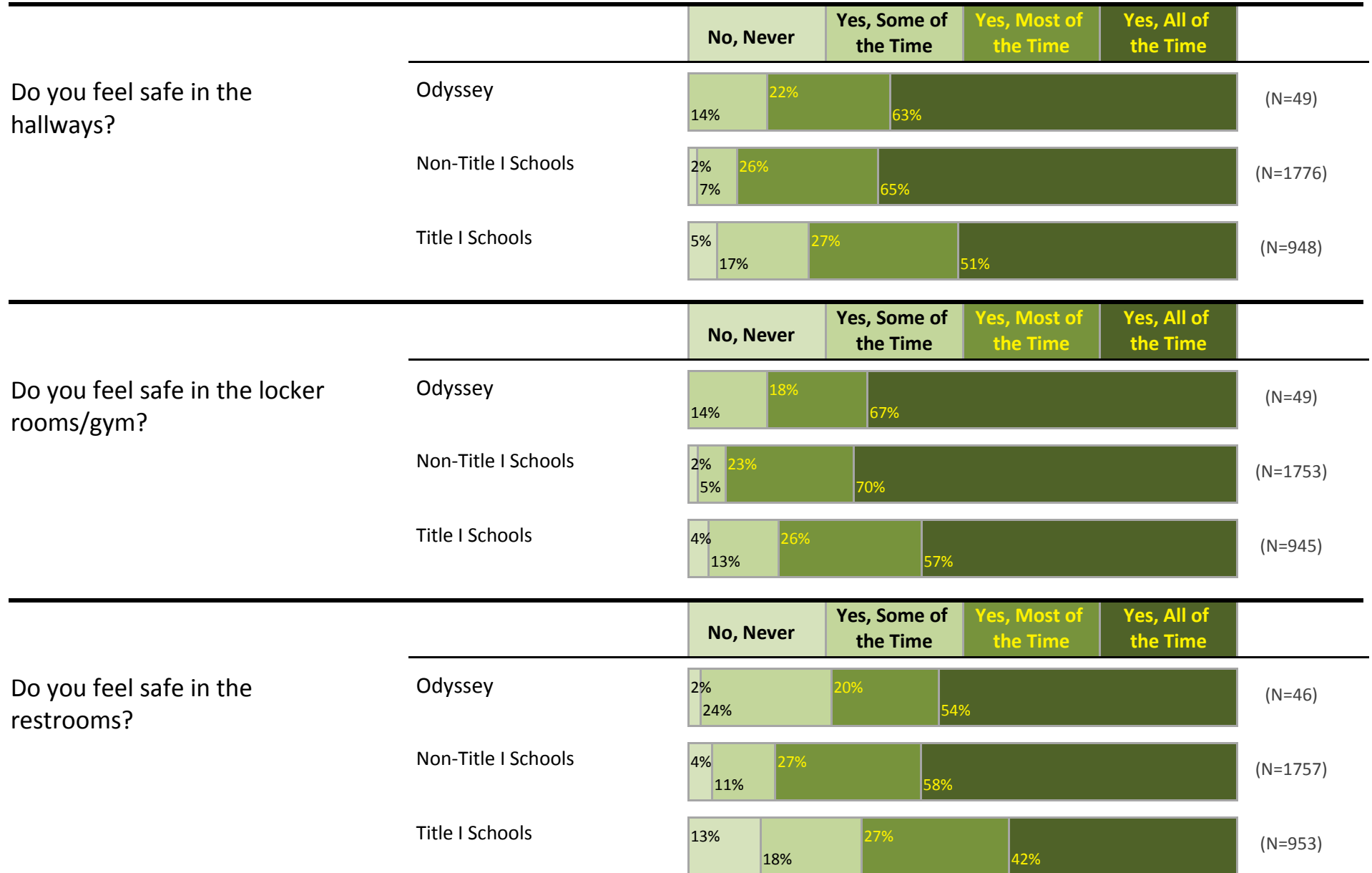
= **Odyssey**



# Portland Public Schools Successful Schools Survey

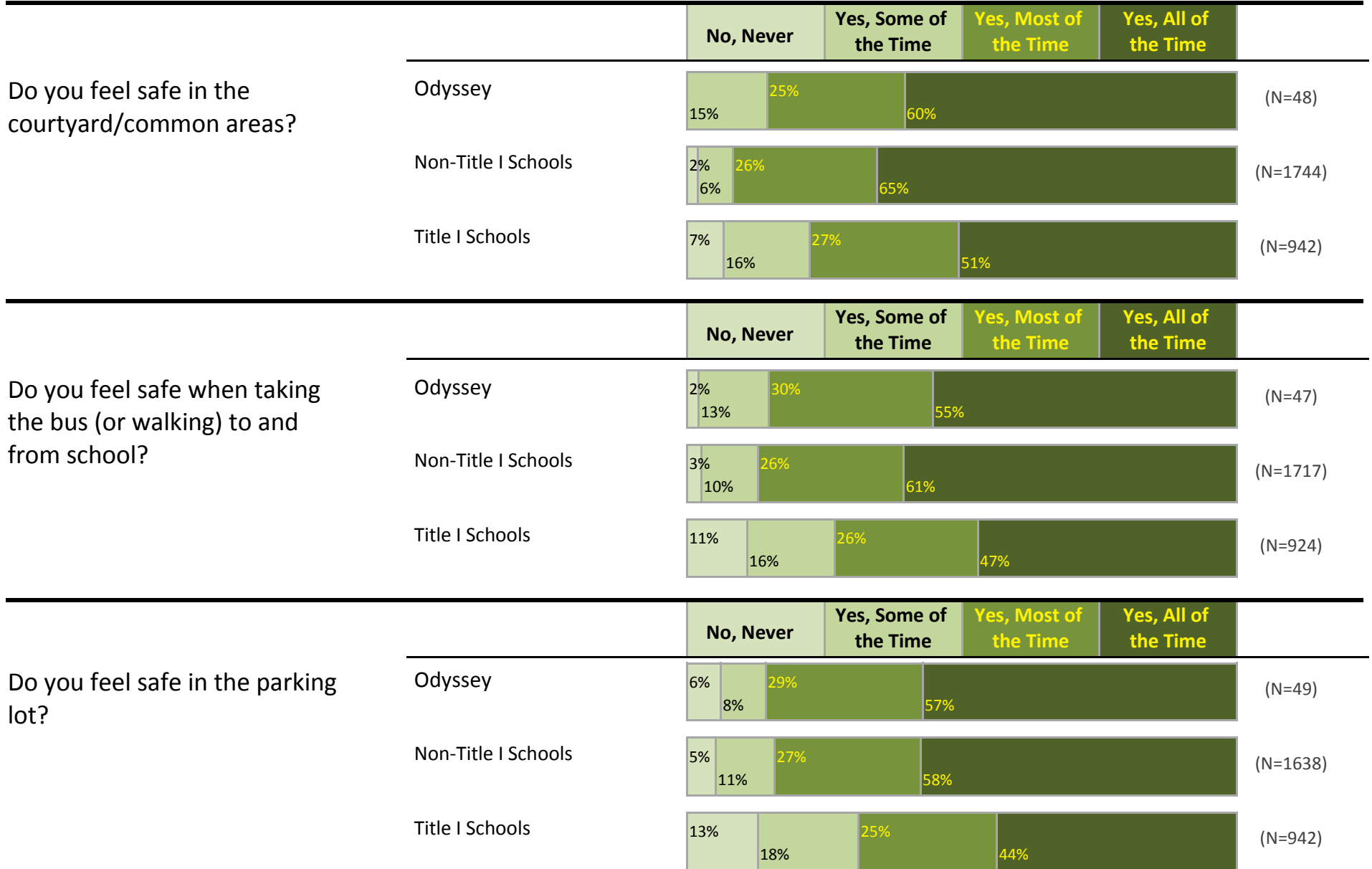
## Elementary School Student Responses 2014-15

= **Odyssey**



## Portland Public Schools Successful Schools Survey Elementary School Student Responses 2014-15

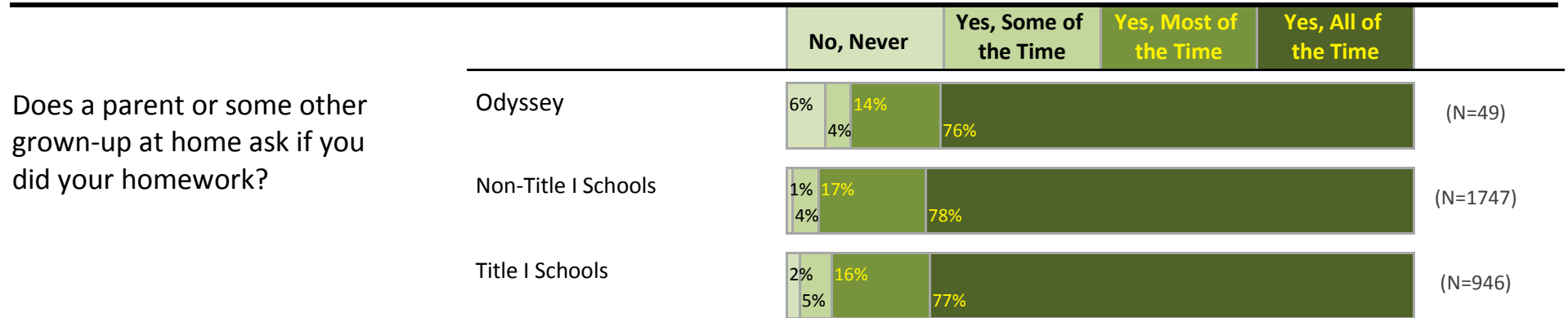
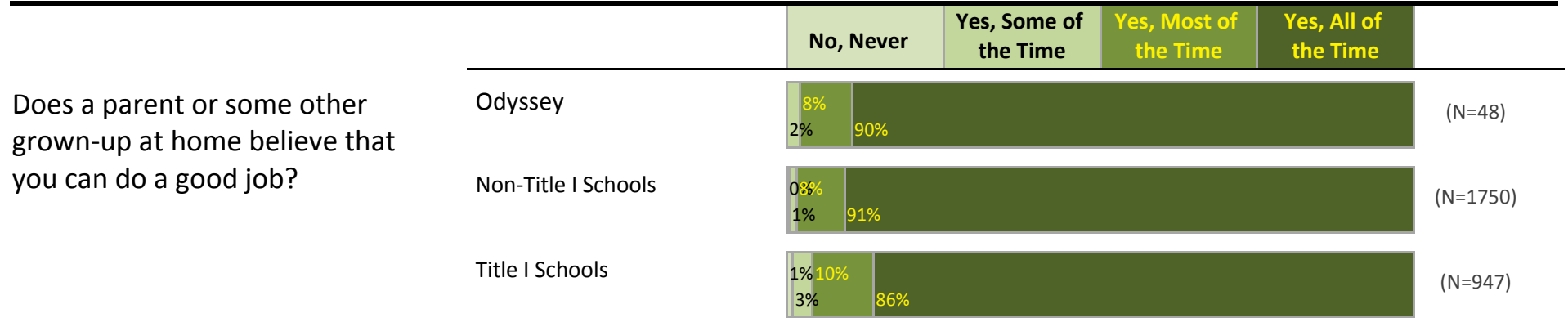
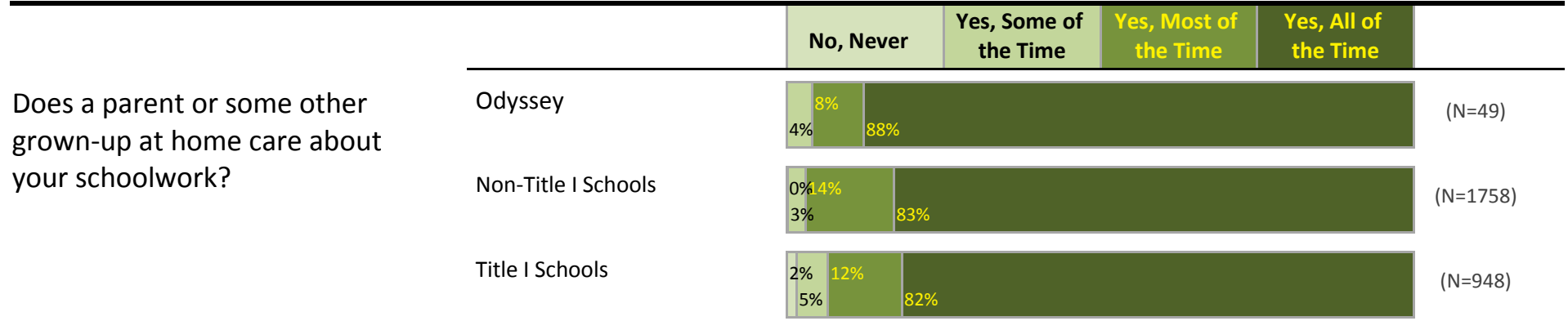
= **Odyssey**



# Portland Public Schools Successful Schools Survey

## Elementary School Student Responses 2014-15

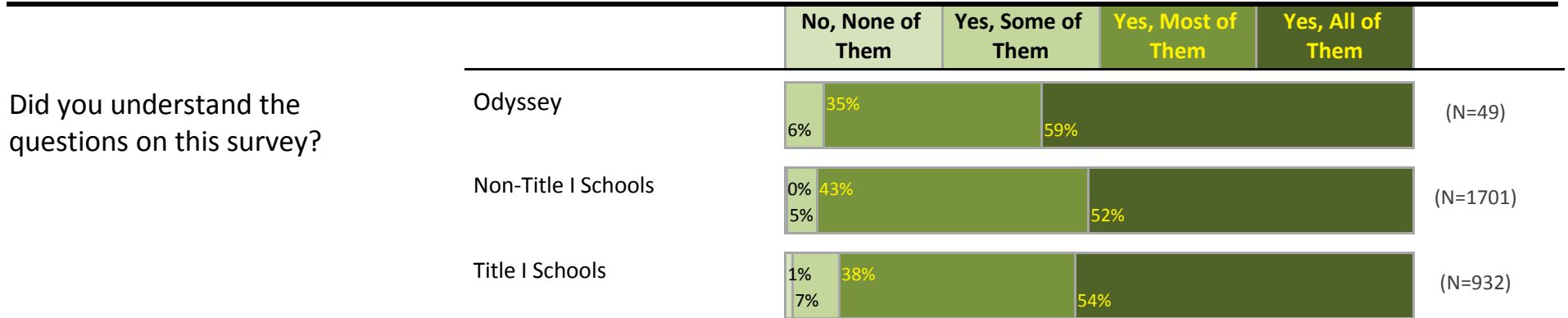
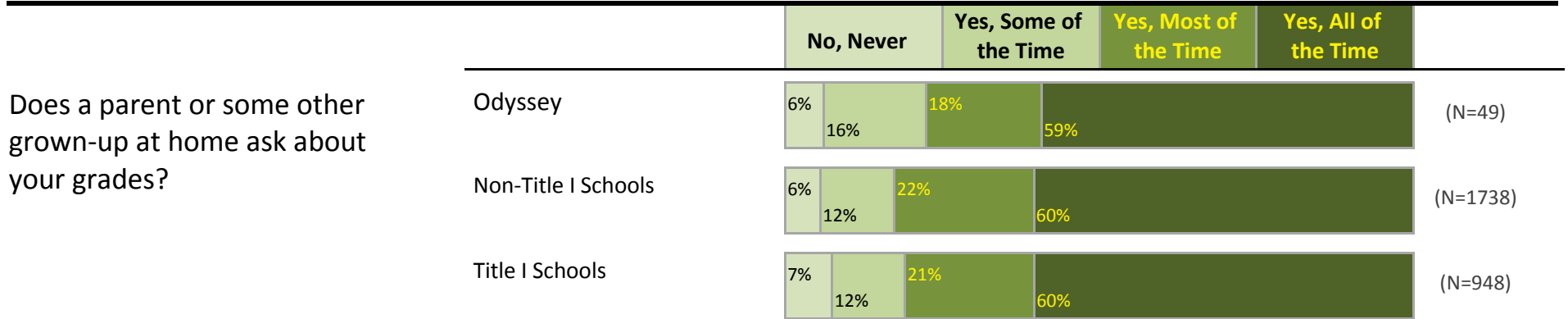
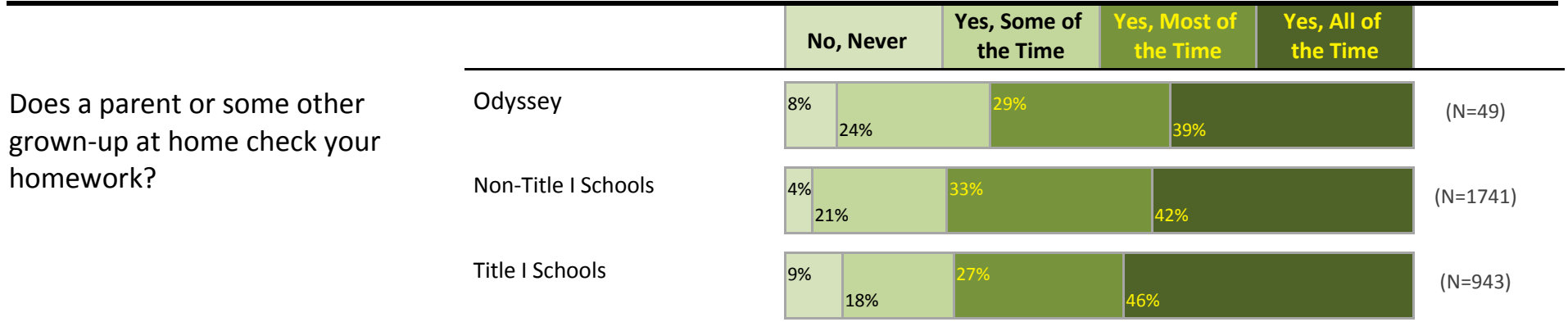
= **Odyssey**



# Portland Public Schools Successful Schools Survey

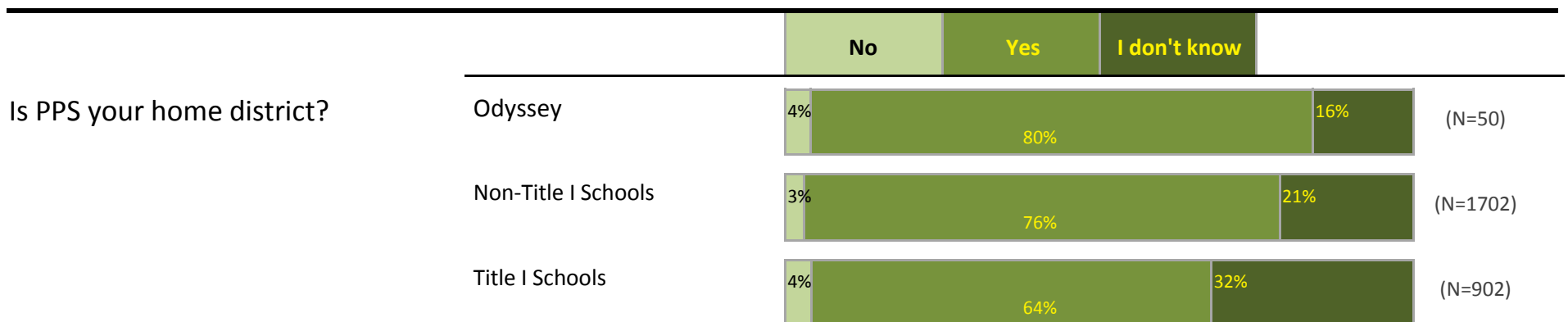

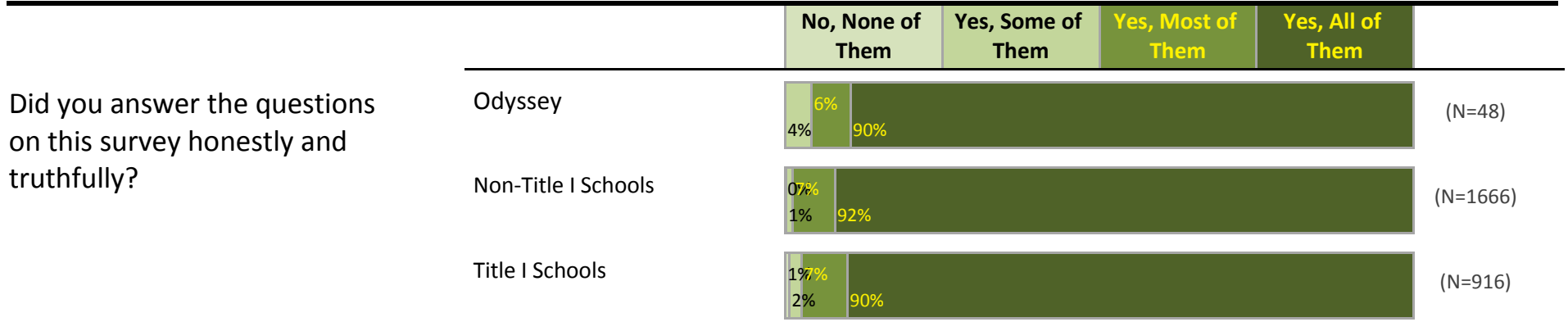
## Elementary School Student Responses 2014-15

= **Odyssey**



# Portland Public Schools Successful Schools Survey

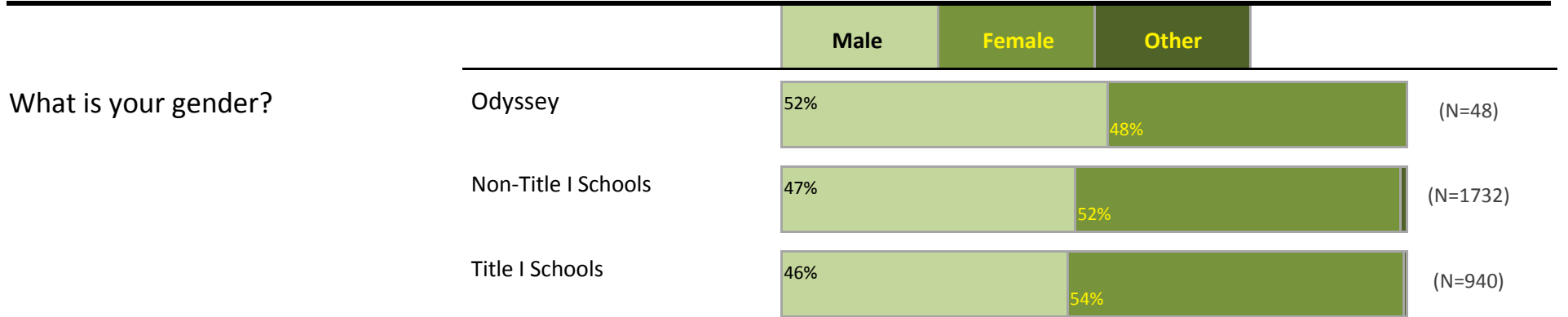

## Elementary School Student Responses 2014-15





# Portland Public Schools Successful Schools Survey Elementary School Student Responses 2014-15

= **Odyssey**



# Portland Public Schools Successful Schools Survey

## Elementary School Student Responses 2014-15

= **Odyssey**

Are you in an optional program?

Access at Rose City Park	1
Chinese Immersion	2
Experiential Learning Environment	0
Japanese Immersion	0
Russian Immersion	0
Spanish Immersion	0
Special Focus - Arts	0
Special Focus - CTE	0
Special Focus - History	18
Special Focus - Science	0
Special Focus - Dual Credit	0
Special Focus - Environmental Studies	0
Vietnamese Immersion	0
Winterhaven Special Focus - Math and Science	0
Other	1

# Portland Public Schools Successful Schools Survey

## Elementary School Student Responses 2014-15

What races/ethnicities do you consider yourself?

Total Students: 52

*(Because students could select more than one category, totals will exceed 100%.)*

African American .....	6%
African .....	2%
Burundian .....	0%
Eritrean .....	0%
Ethiopian .....	2%
Somali .....	0%
Other African .....	0%
Other Black	
Caribbean Islands .....	0%
Other Black .....	0%
American Indian/Alaska Native .....	4%
Alaska Native .....	0%
Burns Paiute Tribe .....	0%
Confederated Tribes of the Coos, Lower Umpqua & Siuslaw Indians .....	0%
Confederated Tribes of the Grand Ronde Community of Oregon .....	15%
Confederated Tribes of Siletz Indians .....	0%
Confederated Tribes of the Umatilla Indian Reservation Indians .....	0%
Confederated Tribes of Warm Springs .....	8%
Coquille Indian Tribe .....	0%

American Indian/Alaska Native (continued)	
Cow Creek Band of Umpqua Tribe of Indians .....	2%
Klamath Tribes .....	0%
Other American Indian Tribe/Nation .....	4%
Native/Indigenous to Canada .....	0%
Asian .....	4%
Asian Indian .....	0%
Burmese .....	0%
Cambodian .....	0%
Chinese .....	8%
Filipino .....	0%
Hmong .....	0%
Japanese .....	2%
Karen .....	0%
Korean .....	0%
Laotian .....	0%
Mien .....	0%
Nepali .....	0%
Thai .....	0%
Tibetan .....	0%
Vietnamese .....	0%
Other Asian .....	2%

# Portland Public Schools Successful Schools Survey

## Elementary School Student Responses 2014-15

### Hayhurst/Odyssey

What races/ethnicities do you consider yourself?

Total Students: 52

(Because students could select more than one category, totals will exceed 100%.)

Hispanic/Latino .....	4%
Caribbean Islands .....	4%
Central American Countries .....	0%
Indigenous Mexican, Central American or South American .....	0%
Mexican .....	6%
South American Countries .....	0%
Other Hispanic/Latino .....	2%
Middle Eastern/North African .....	0%
Pacific Islander .....	0%
Chuukese .....	2%
Guamanian or Chamorro .....	0%
Micronesian .....	2%
Native Hawaiian .....	0%
Samoan .....	0%
Tongan .....	0%
Other Pacific Islander .....	2%
White .....	42%
Romanian .....	0%
Russian .....	2%
Ukrainian .....	0%
European Countries .....	35%
Other White .....	31%
Blank .....	0%