
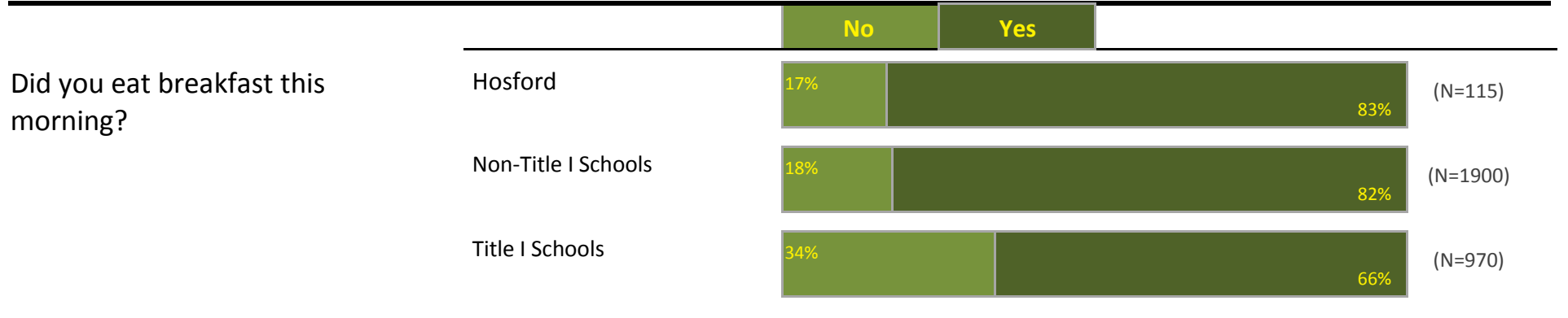



# Portland Public Schools Successful Schools Survey

## Middle Grades Student Responses 2014-15

Hosford

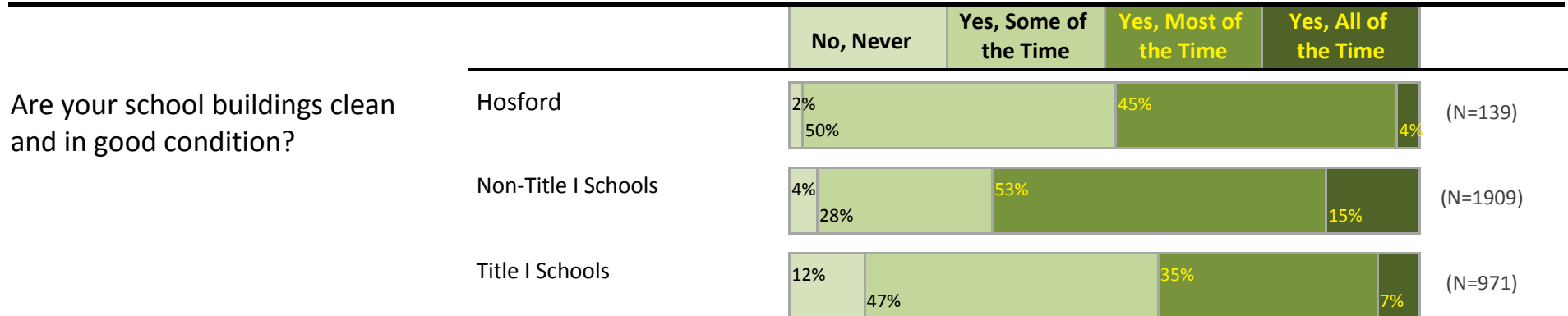
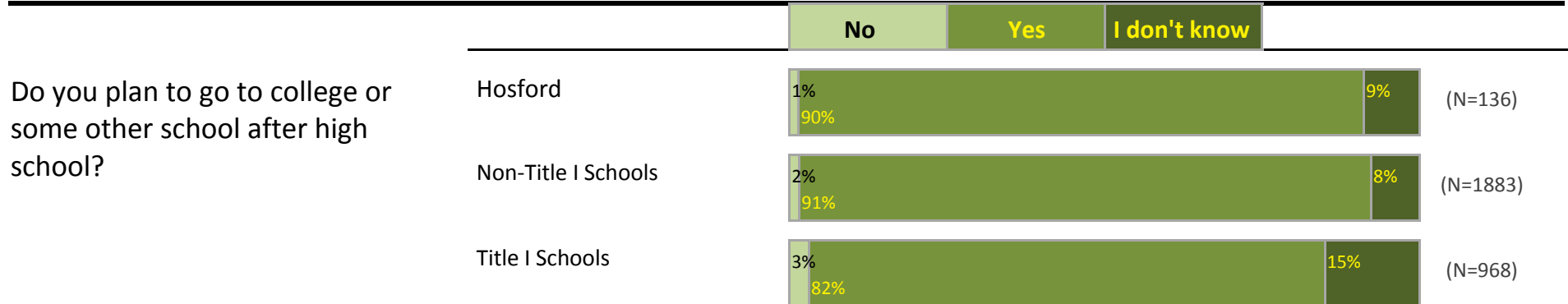

Page 1



# Portland Public Schools Successful Schools Survey

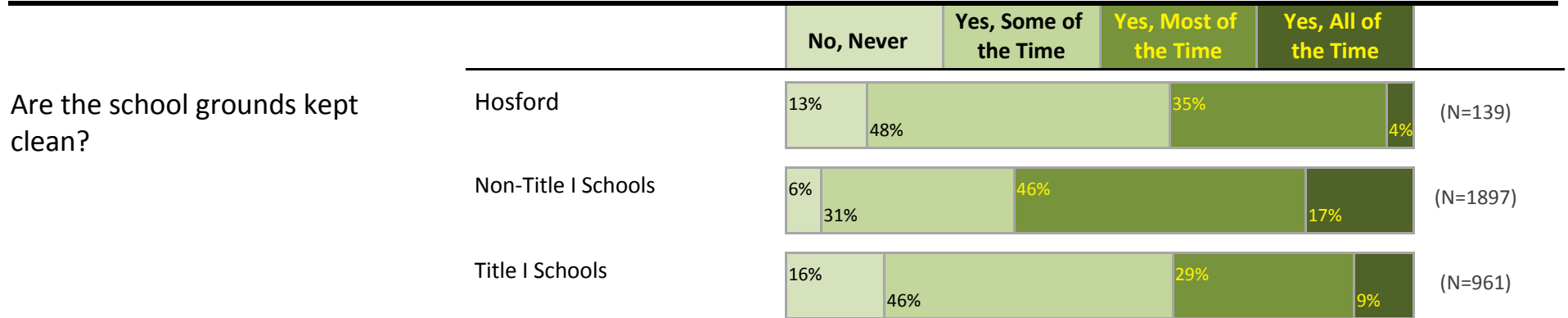
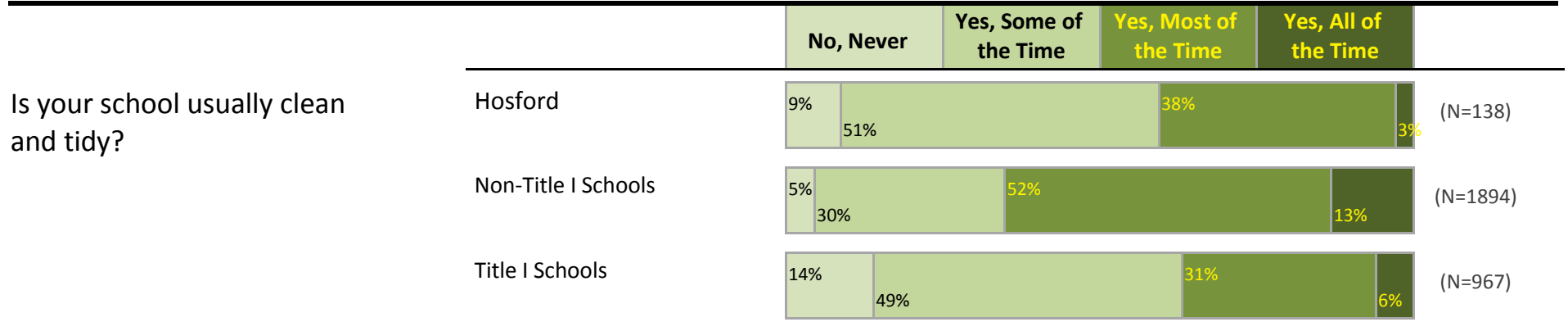
## Middle Grades Student Responses 2014-15

Hosford



## Portland Public Schools Successful Schools Survey Middle Grades Student Responses 2014-15

Hosford



**Portland Public Schools Successful Schools Survey**  
**Middle Grades Student Responses 2014-15**

**Hosford**

In the past 30 days, did you miss school for any of the following reasons?




Total Students: 140

(Because students could select more than one category, totals will exceed 100%.)

|  |     |
|--|-----|
| Does not apply, I didn't miss any school. ....   | 32% |
| Illness (feeling physically sick), including problems with breathing or your teeth. .... | 49% |
| Felt very sad, hopeless, anxious, stressed, or angry. ....                               | 7%  |
| Didn't get enough sleep. ....  | 6%  |
| Didn't feel safe at school. ....   | 1%  |
| Had to work. ....  | 3%  |
| Had to take care of or help a family member or friend. ....                              | 4%  |
| Wanted to spend time with friends who don't go to your school. ....                      | 0%  |
| Wanted to use alcohol or drugs. ....   | 1%  |
| Were behind in schoolwork or weren't prepared for a test or class assignment. ....       | 1%  |
| Were bored with or uninterested in school. ....  | 2%  |
| Were suspended. ....   | 1%  |
| Other reason. ....   | 24% |
| Blank .....  | 0%  |




## Portland Public Schools Successful Schools Survey Middle Grades Student Responses 2014-15

Hosford



## Portland Public Schools Successful Schools Survey Middle Grades Student Responses 2014-15




Hosford



## Portland Public Schools Successful Schools Survey Middle Grades Student Responses 2014-15

Hosford




Page 7



## Portland Public Schools Successful Schools Survey Middle Grades Student Responses 2014-15

Hosford




Page 8








## Portland Public Schools Successful Schools Survey Middle Grades Student Responses 2014-15

Hosford



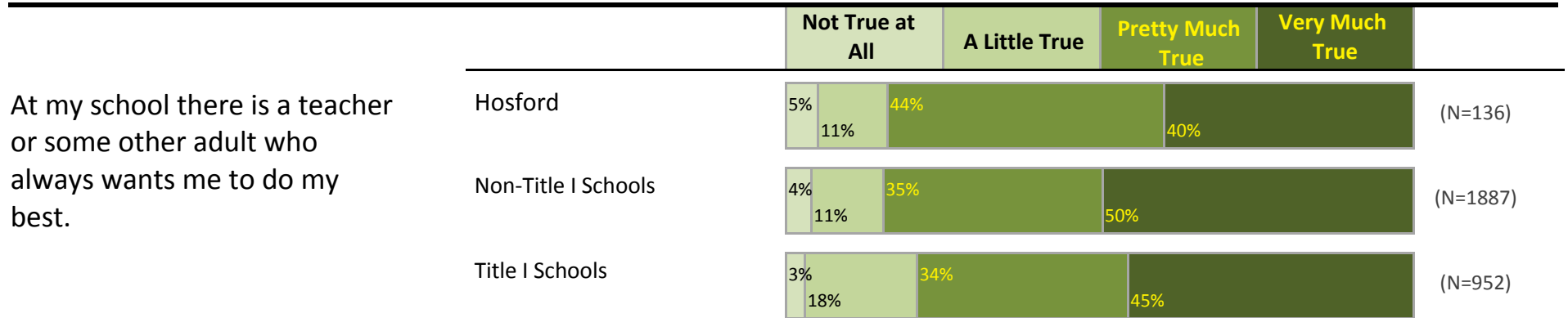

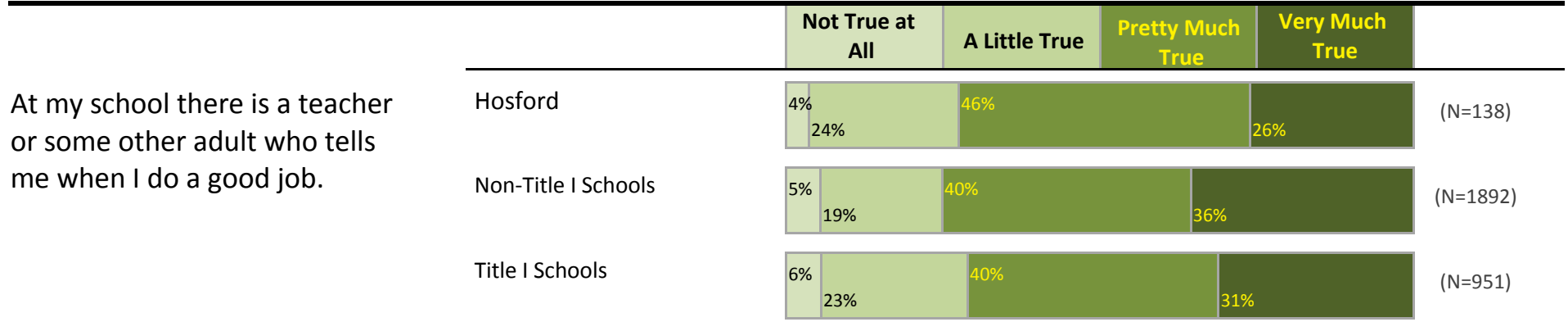
## Portland Public Schools Successful Schools Survey Middle Grades Student Responses 2014-15

Hosford



## Portland Public Schools Successful Schools Survey Middle Grades Student Responses 2014-15


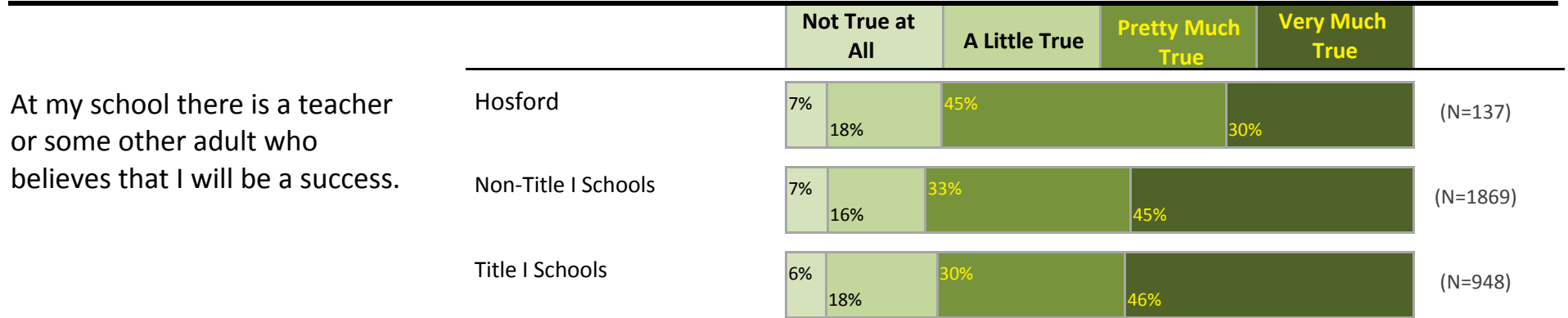
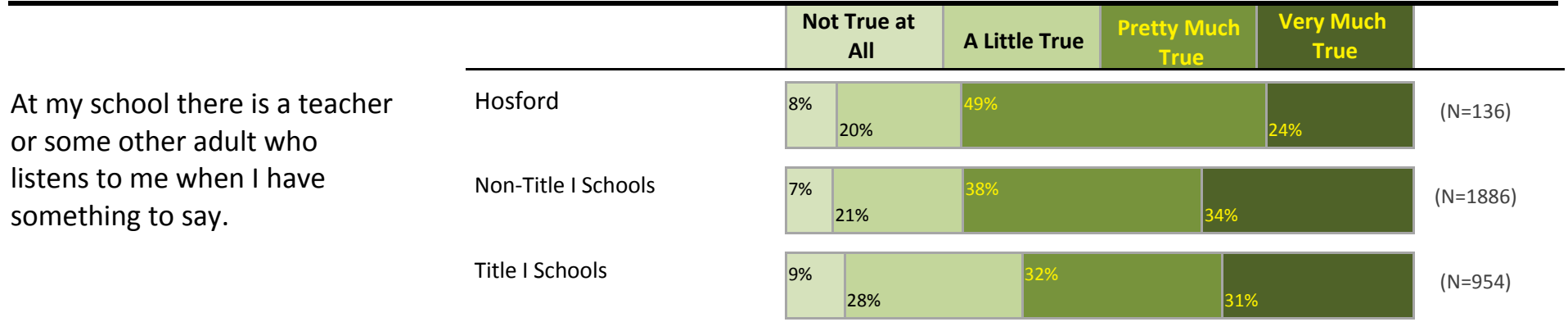
Hosford



## Portland Public Schools Successful Schools Survey Middle Grades Student Responses 2014-15

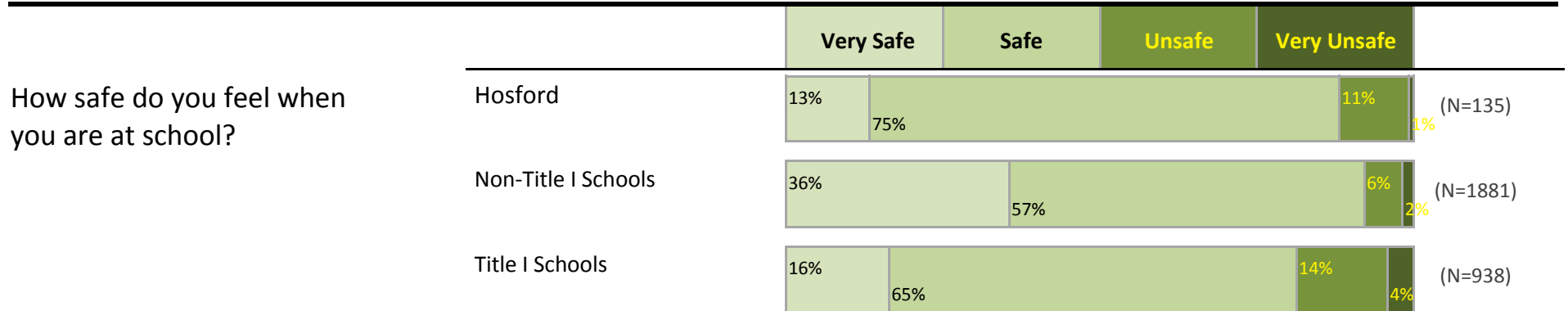


Hosford

Page 12



## Portland Public Schools Successful Schools Survey Middle Grades Student Responses 2014-15

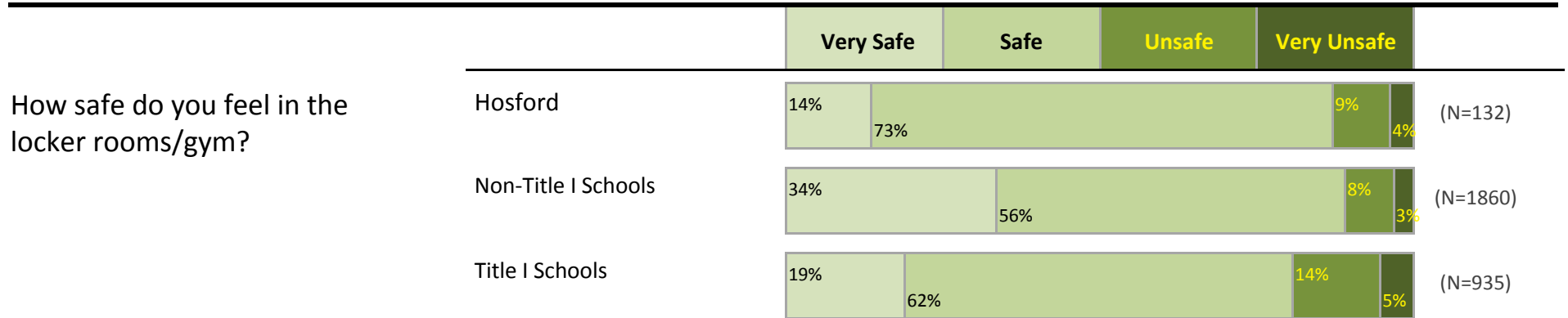
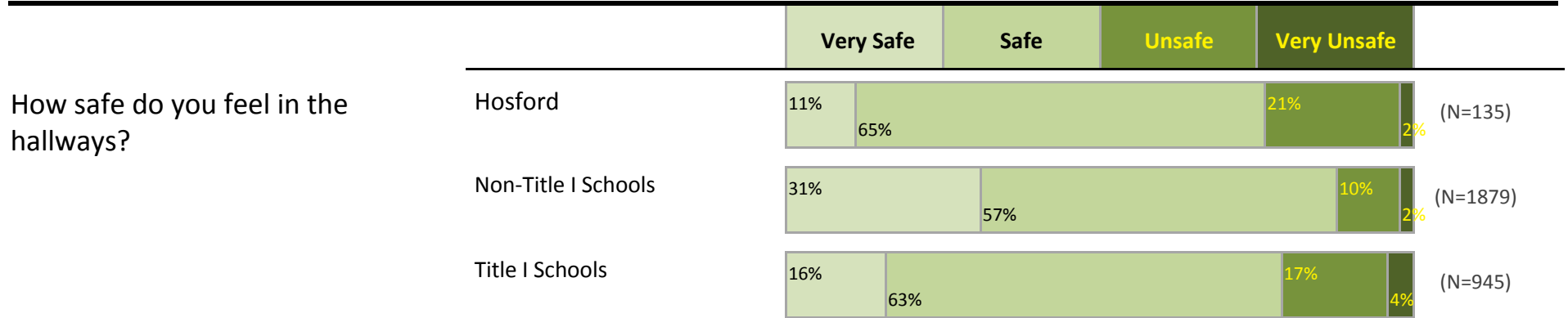
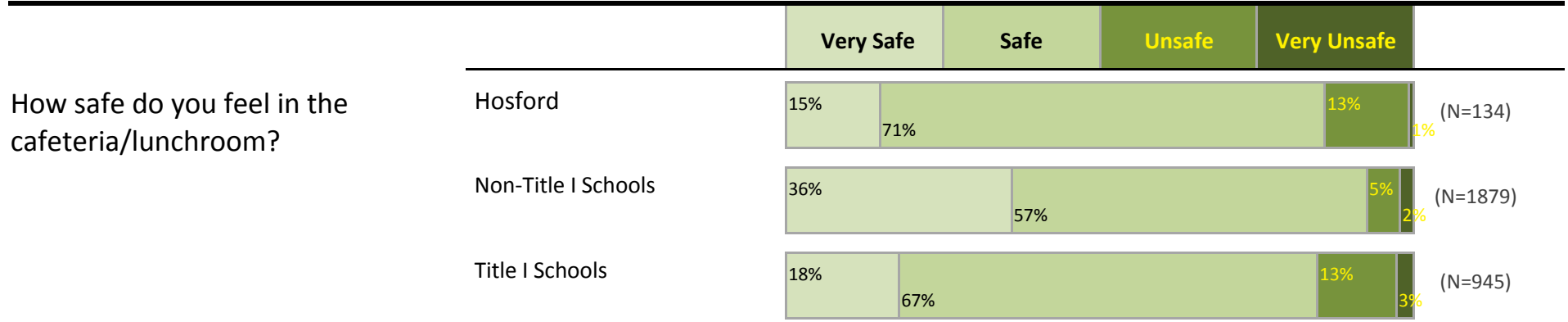
Hosford



## Portland Public Schools Successful Schools Survey Middle Grades Student Responses 2014-15

Hosford

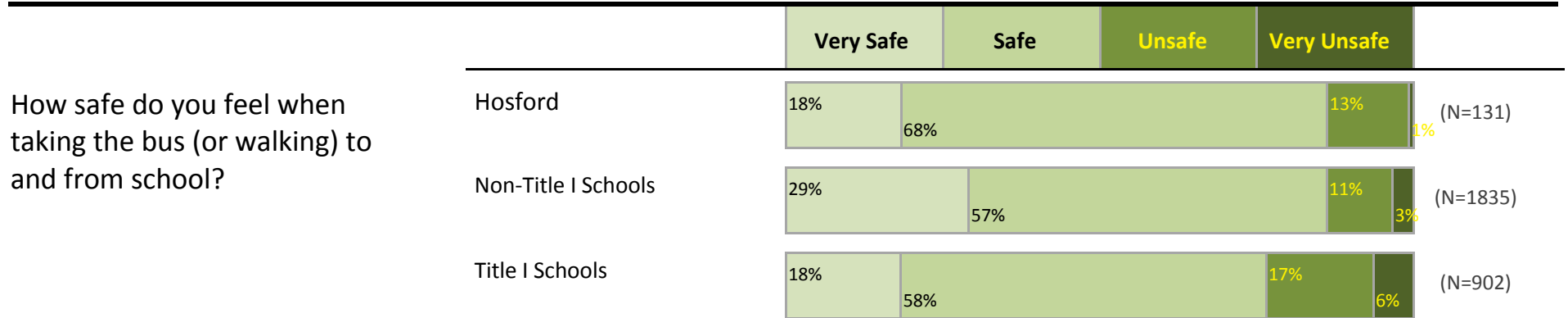
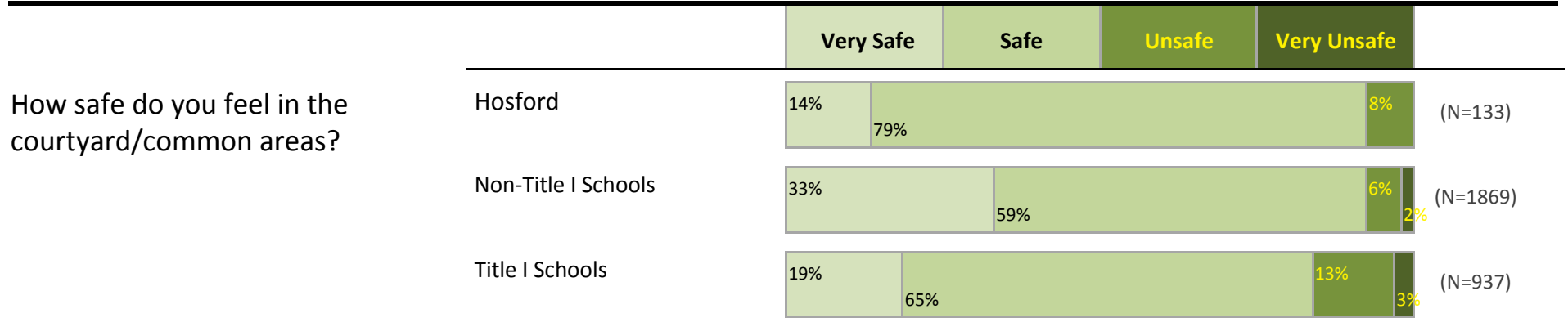
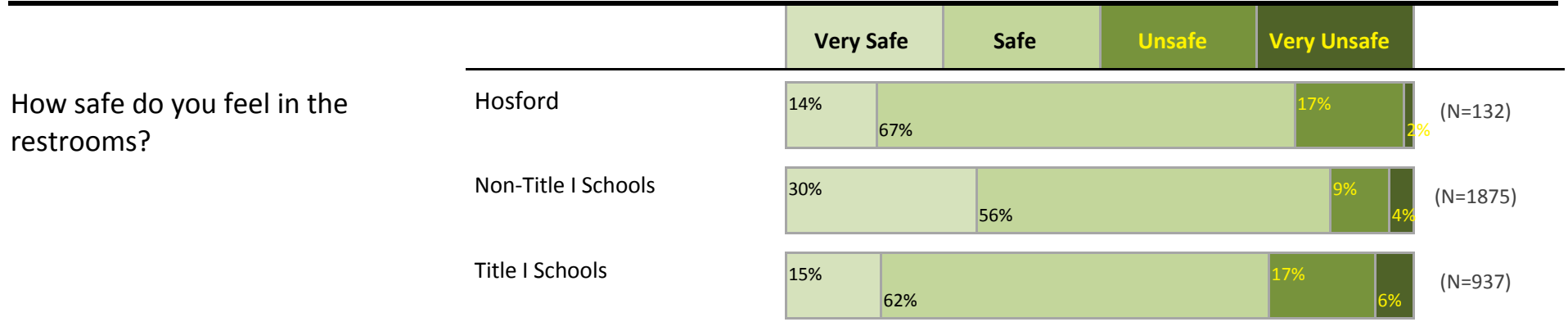
Page 14



## Portland Public Schools Successful Schools Survey Middle Grades Student Responses 2014-15

Hosford



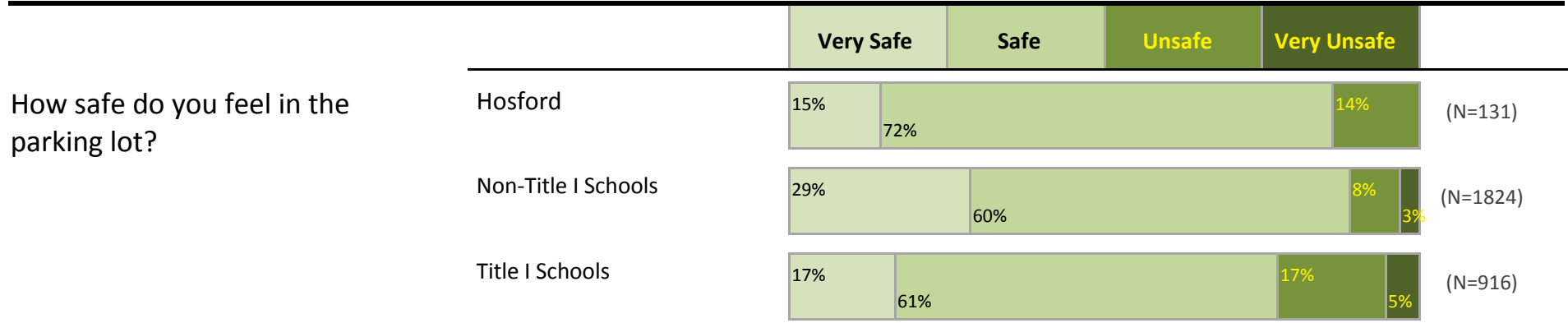
Page 15



# Portland Public Schools Successful Schools Survey

## Middle Grades Student Responses 2014-15

Hosford








# Portland Public Schools Successful Schools Survey




## Middle Grades Student Responses 2014-15

Hosford






## Portland Public Schools Successful Schools Survey Middle Grades Student Responses 2014-15

Hosford






## Portland Public Schools Successful Schools Survey Middle Grades Student Responses 2014-15

Hosford



## Portland Public Schools Successful Schools Survey Middle Grades Student Responses 2014-15




Hosford



# Portland Public Schools Successful Schools Survey

## Middle Grades Student Responses 2014-15



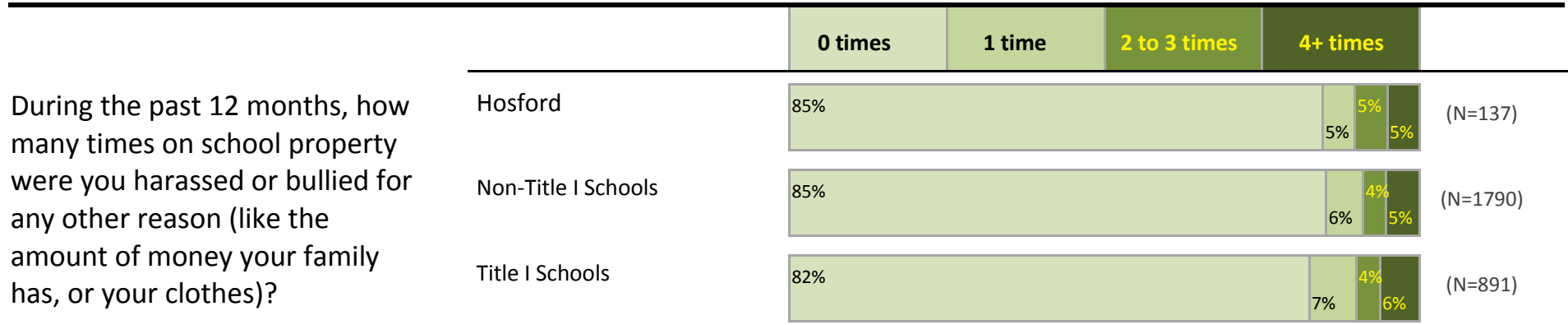
Hosford



## Portland Public Schools Successful Schools Survey Middle Grades Student Responses 2014-15

Hosford

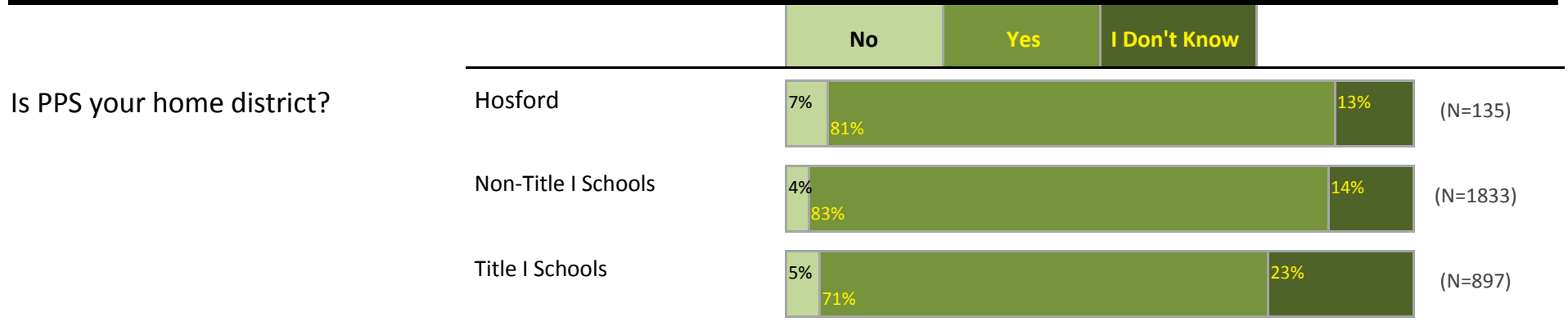


Page 22



# Portland Public Schools Successful Schools Survey

## Middle Grades Student Responses 2014-15



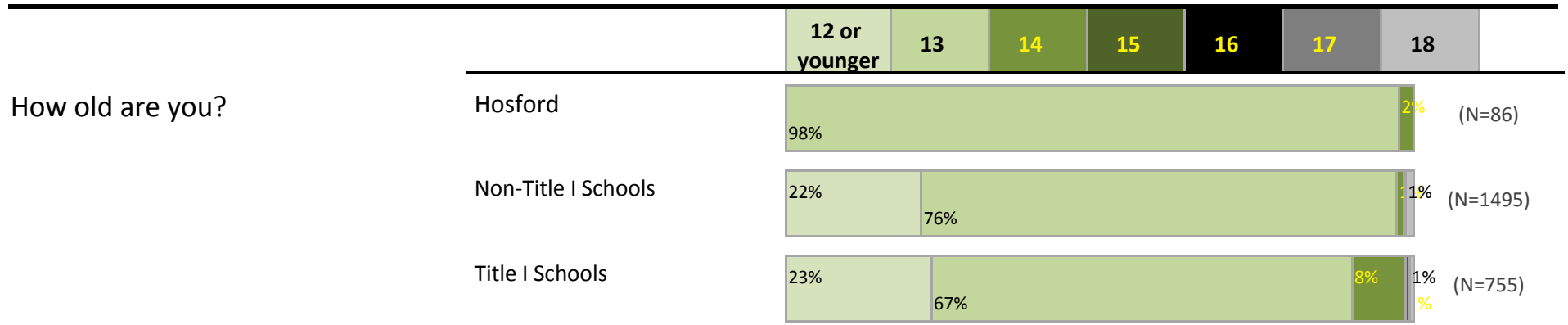
Hosford



# Portland Public Schools Successful Schools Survey

## Middle Grades Student Responses 2014-15

Hosford





# Portland Public Schools Successful Schools Survey

## Middle Grades Student Responses 2014-15

**Hosford**

Which of the following best describes you?

Total Students: 140

(Because students could select more than one category, totals will exceed 100%.)

|                         |     |
|-------------------------|-----|
| Heterosexual (straight) | 73% |
| Gay or Lesbian          | 2%  |
| Bisexual                | 3%  |
| Transgender             | 0%  |
| Queer                   | 1%  |
| Not sure or Questioning | 6%  |
| Decline to respond      | 9%  |
| Other                   | 0%  |
| Blank                   | 9%  |

Are you in an optional program?

|  |    |
|--|----|
| Access at Rose City Park                     | 3  |
| Chinese Immersion                            | 36 |
| Experiential Learning Environment            | 0  |
| Japanese Immersion                           | 1  |
| Russian Immersion                            | 0  |
| Spanish Immersion                            | 4  |
| Special Focus - Arts                         | 1  |
| Special Focus - CTE                          | 0  |
| Special Focus - History                      | 0  |
| Special Focus - Science                      | 0  |
| Special Focus - Dual Credit                  | 0  |
| Special Focus - Environmental Studies        | 0  |
| Vietnamese Immersion                         | 0  |
| Winterhaven Special Focus - Math and Science | 0  |
| Other  | 11 |

# Portland Public Schools Successful Schools Survey

## Middle Grades Student Responses 2014-15

Hosford

What races/ethnicities do you consider yourself?

Total Students: 140

*(Because students could select more than one category, totals will exceed 100%.)*

|  |    |
|--|----|
| African American .....   | 6% |
| African .....  | 2% |
| Burundian .....  | 0% |
| Eritrean .....   | 0% |
| Ethiopian .....  | 0% |
| Somali .....   | 1% |
| Other African .....  | 1% |
| Other Black  |    |
| Caribbean Islands .....  | 1% |
| Other Black .....  | 1% |
| American Indian/Alaska Native .....                                      | 4% |
| Alaska Native .....  | 1% |
| Burns Paiute Tribe .....   | 0% |
| Confederated Tribes of the Coos, Lower Umpqua<br>& Siuslaw Indians ..... | 0% |
| Confederated Tribes of the Grand Ronde<br>Community of Oregon .....      | 1% |
| Confederated Tribes of Siletz Indians .....                              | 0% |
| Confederated Tribes of the Umatilla Indian<br>Reservation Indians .....  | 1% |
| Confederated Tribes of Warm Springs .....                                | 1% |
| Coquille Indian Tribe .....  | 0% |

|   |     |
|---|-----|
| American Indian/Alaska Native (continued)       |     |
| Cow Creek Band of Umpqua Tribe of Indians ..... | 1%  |
| Klamath Tribes .....                            | 1%  |
| Other American Indian Tribe/Nation .....        | 6%  |
| Native/Indigenous to Canada .....               | 1%  |
| Asian .....                                     | 10% |
| Asian Indian .....                              | 0%  |
| Burmese .....                                   | 0%  |
| Cambodian .....                                 | 0%  |
| Chinese .....                                   | 18% |
| Filipino .....                                  | 0%  |
| Hmong .....                                     | 0%  |
| Japanese .....                                  | 3%  |
| Karen .....                                     | 1%  |
| Korean .....                                    | 2%  |
| Laotian .....                                   | 1%  |
| Mien .....                                      | 0%  |
| Nepali .....                                    | 0%  |
| Thai .....                                      | 1%  |
| Tibetan .....                                   | 0%  |
| Vietnamese .....                                | 3%  |
| Other Asian .....                               | 4%  |

# Portland Public Schools Successful Schools Survey

## Middle Grades Student Responses 2014-15

**Hosford**

What races/ethnicities do you consider yourself?

Total Students: 140

(Because students could select more than one category, totals will exceed 100%.)

|   |     |
|---|-----|
| Hispanic/Latino .....   | 1%  |
| Caribbean Islands .....   | 1%  |
| Central American Countries .....                                | 1%  |
| Indigenous Mexican, Central American or<br>South American ..... | 1%  |
| Mexican .....   | 4%  |
| South American Countries .....                                  | 0%  |
| Other Hispanic/Latino .....                                     | 1%  |
| Middle Eastern/North African .....                              | 0%  |
| Pacific Islander .....  | 1%  |
| Chuukese .....  | 0%  |
| Guamanian or Chamorro .....                                     | 0%  |
| Micronesian .....   | 0%  |
| Native Hawaiian .....   | 1%  |
| Samoan .....  | 1%  |
| Tongan .....  | 1%  |
| Other Pacific Islander .....                                    | 1%  |
| White .....   | 46% |
| Romanian .....  | 1%  |
| Russian .....   | 2%  |
| Ukrainian .....   | 0%  |
| European Countries .....  | 29% |
| Other White .....   | 25% |
| Blank .....   | 4%  |