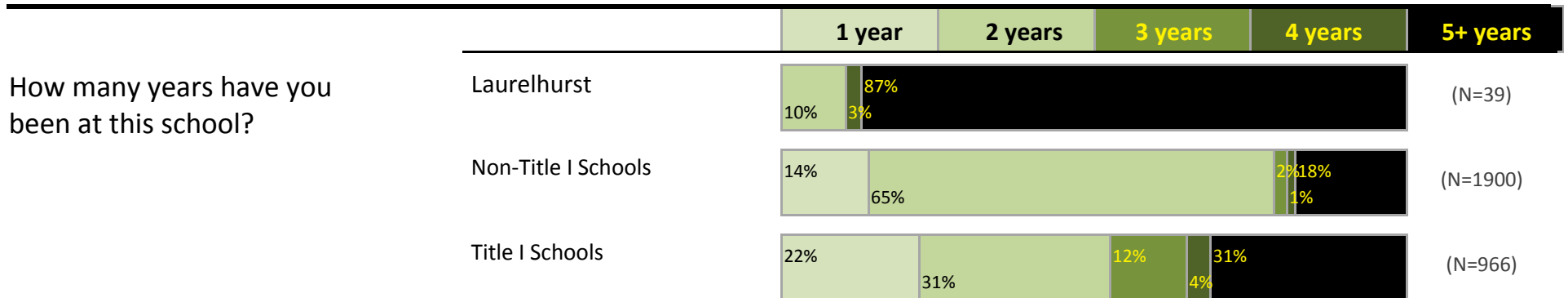
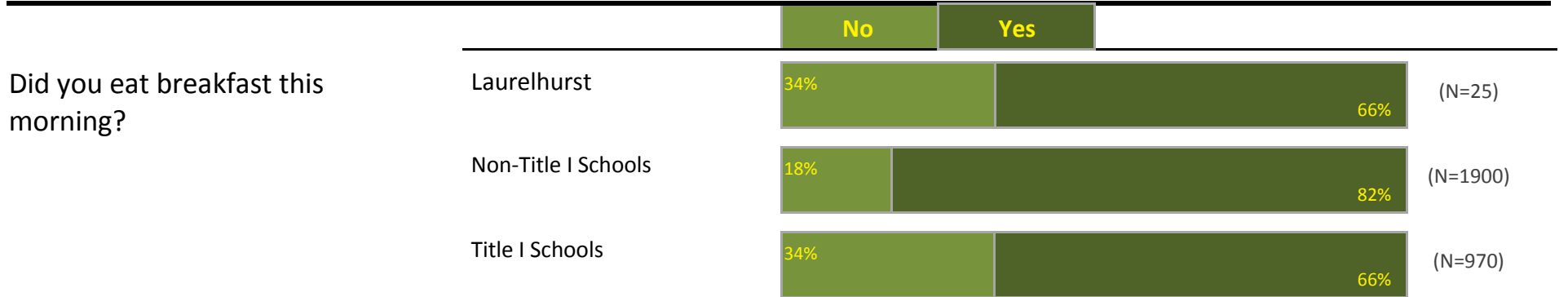
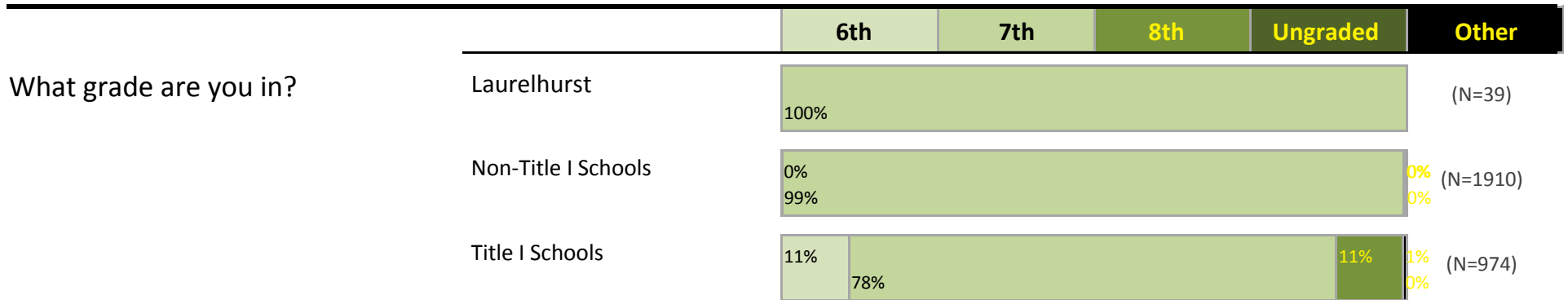


Portland Public Schools Successful Schools Survey

Middle Grades Student Responses 2014-15

Laurelhurst

Page 1

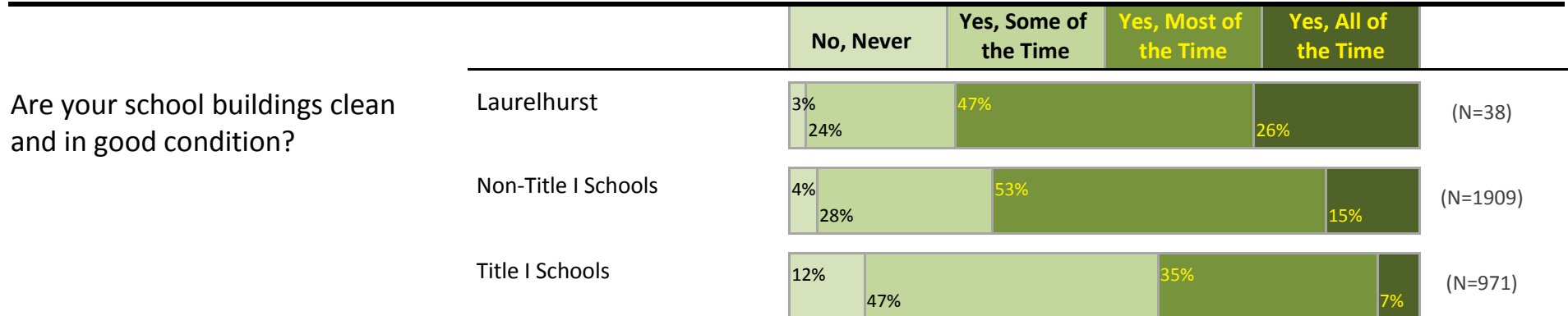
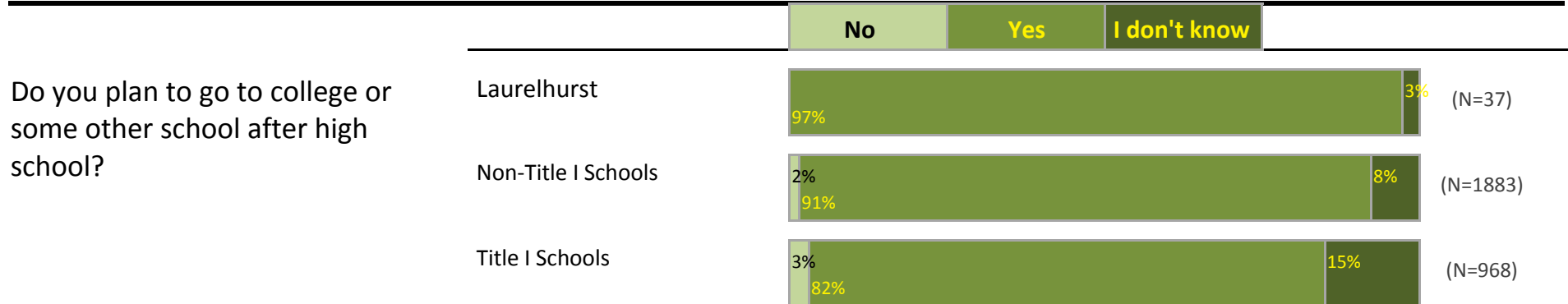



Portland Public Schools Successful Schools Survey

Middle Grades Student Responses 2014-15

Laurelhurst

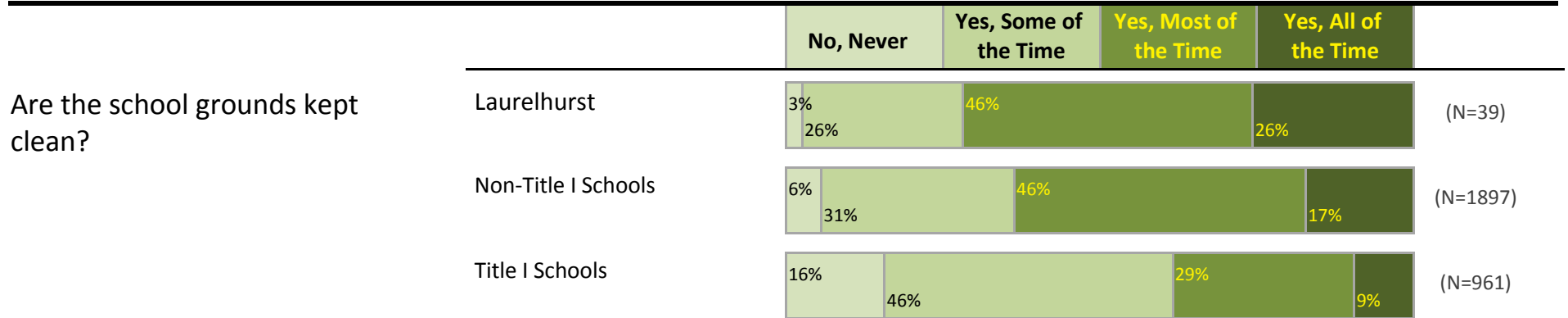
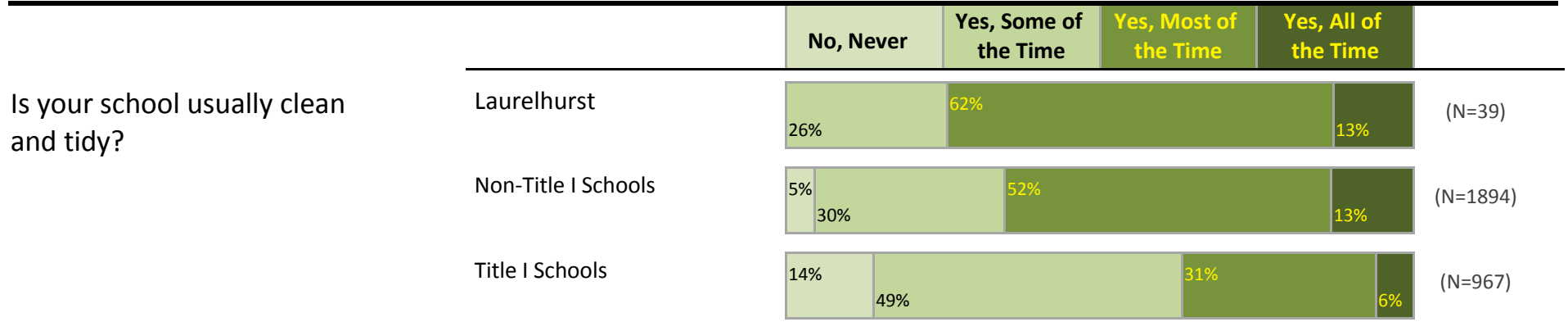
Page 2



Portland Public Schools Successful Schools Survey Middle Grades Student Responses 2014-15

Laurelhurst

Page 3



Portland Public Schools Successful Schools Survey
Middle Grades Student Responses 2014-15

Laurelhurst

In the past 30 days, did you miss school for any of the following reasons?




Total Students: 43

(Because students could select more than one category, totals will exceed 100%.)

| | |
|--|-----|
| Does not apply, I didn't miss any school. | 35% |
| Illness (feeling physically sick), including problems with breathing or your teeth. | 42% |
| Felt very sad, hopeless, anxious, stressed, or angry. | 5% |
| Didn't get enough sleep. | 7% |
| Didn't feel safe at school. | 2% |
| Had to work. | 2% |
| Had to take care of or help a family member or friend. | 2% |
| Wanted to spend time with friends who don't go to your school. | 0% |
| Wanted to use alcohol or drugs. | 0% |
| Were behind in schoolwork or weren't prepared for a test or class assignment. | 5% |
| Were bored with or uninterested in school. | 2% |
| Were suspended. | 0% |
| Other reason. | 26% |
| Blank | 0% |




Portland Public Schools Successful Schools Survey Middle Grades Student Responses 2014-15

Laurelhurst



Portland Public Schools Successful Schools Survey Middle Grades Student Responses 2014-15




Laurelhurst



Portland Public Schools Successful Schools Survey Middle Grades Student Responses 2014-15




Laurelhurst

Page 7






Portland Public Schools Successful Schools Survey Middle Grades Student Responses 2014-15

Laurelhurst



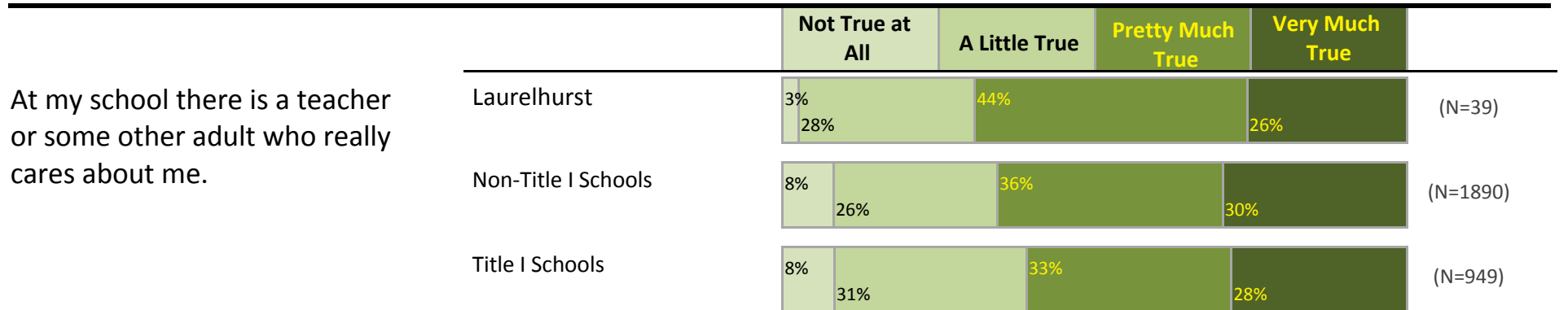


**Portland Public Schools Successful Schools Survey
Middle Grades Student Responses 2014-15**

Laurelhurst



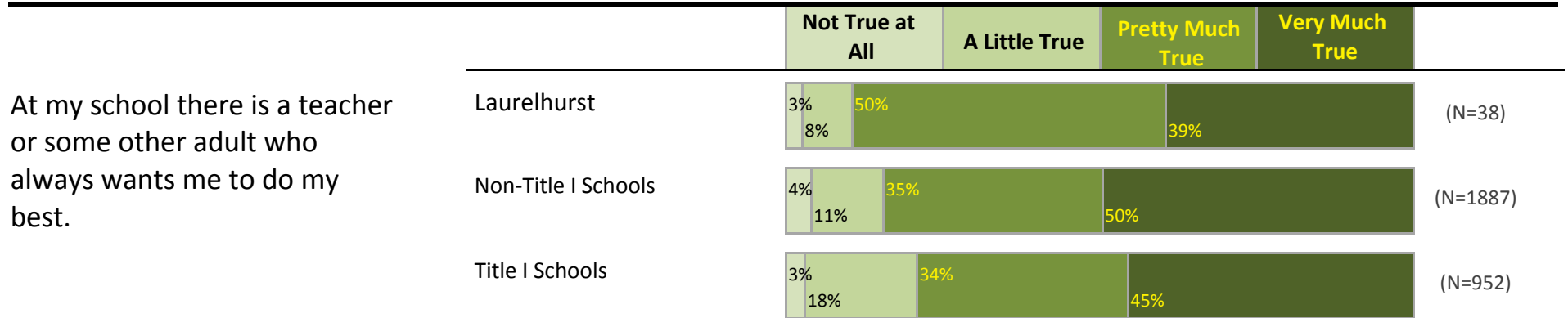

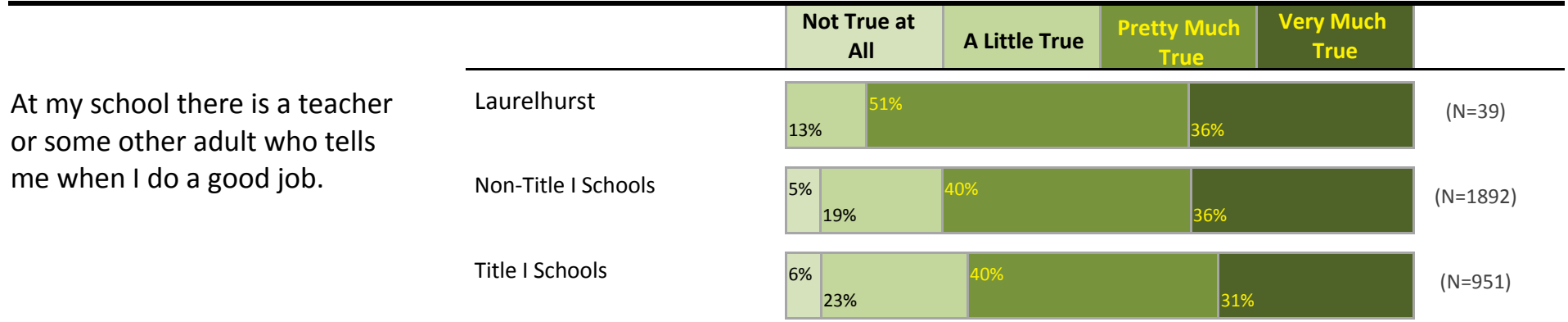
Portland Public Schools Successful Schools Survey Middle Grades Student Responses 2014-15

Laurelhurst




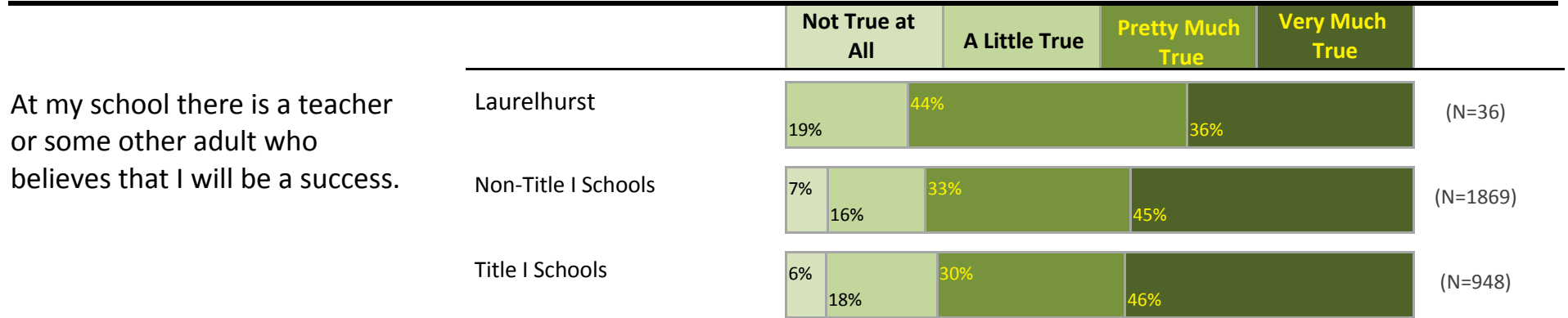
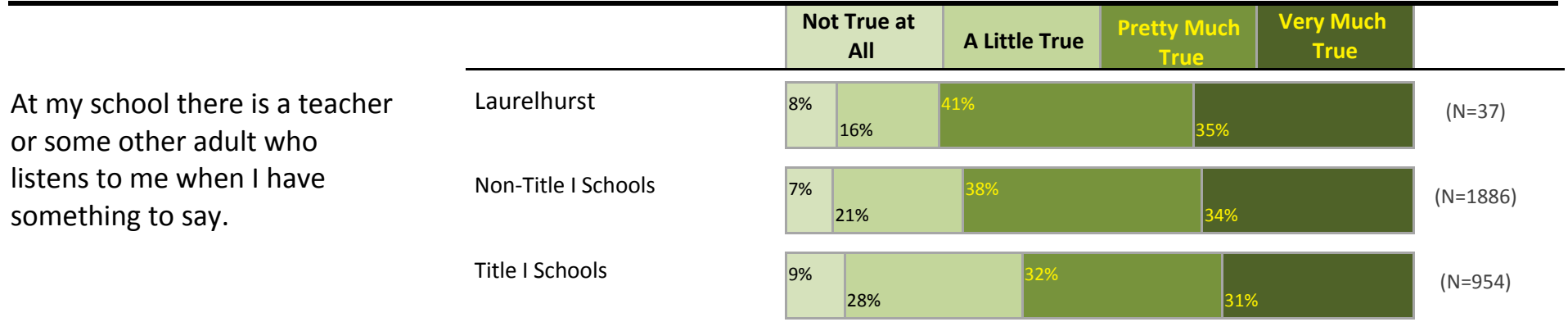
Portland Public Schools Successful Schools Survey Middle Grades Student Responses 2014-15

Laurelhurst



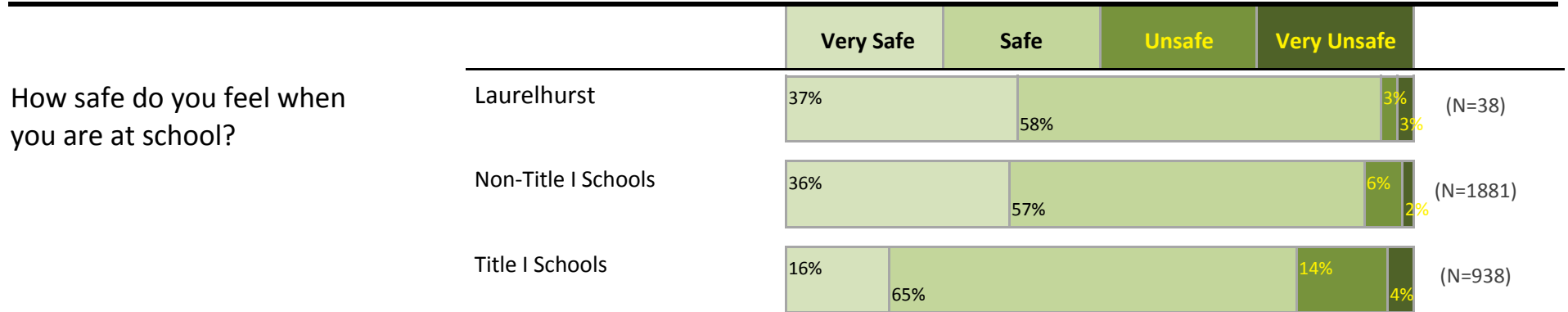
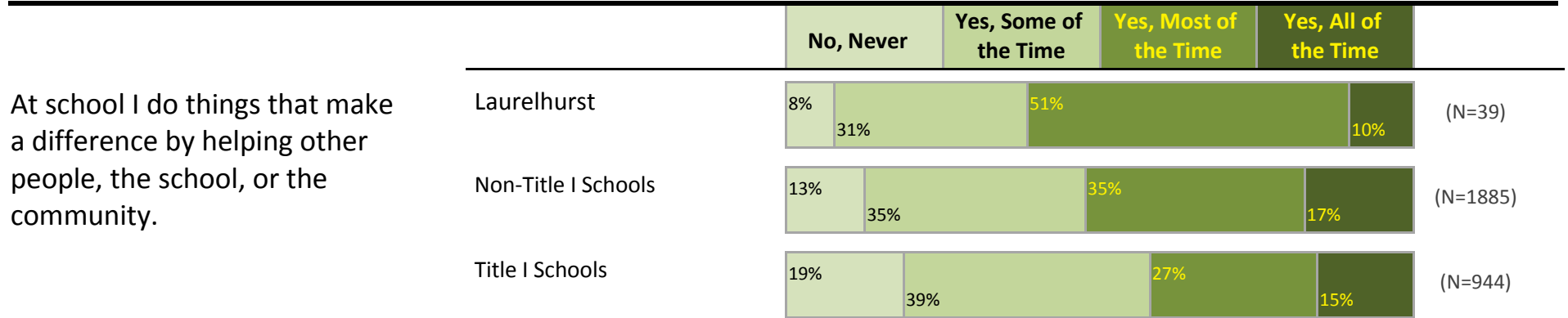

Portland Public Schools Successful Schools Survey Middle Grades Student Responses 2014-15

Laurelhurst



Portland Public Schools Successful Schools Survey Middle Grades Student Responses 2014-15

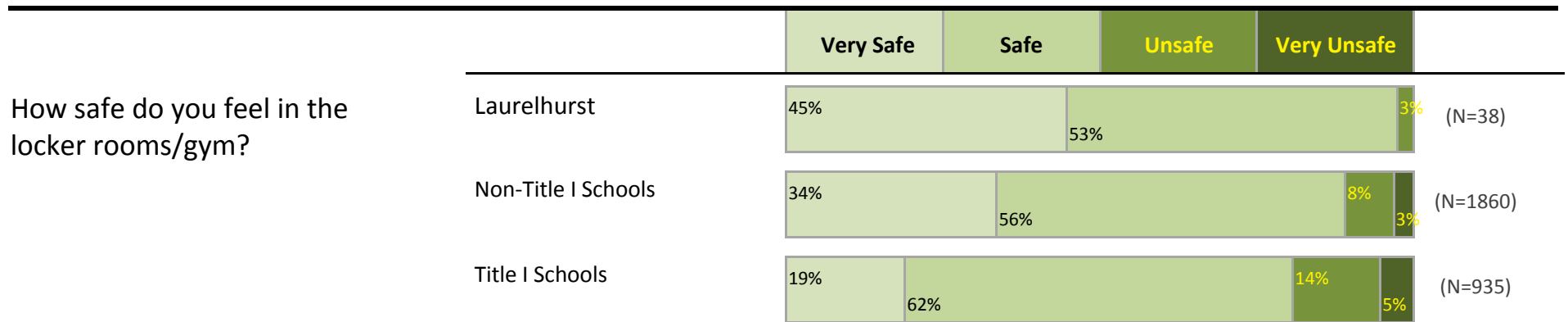
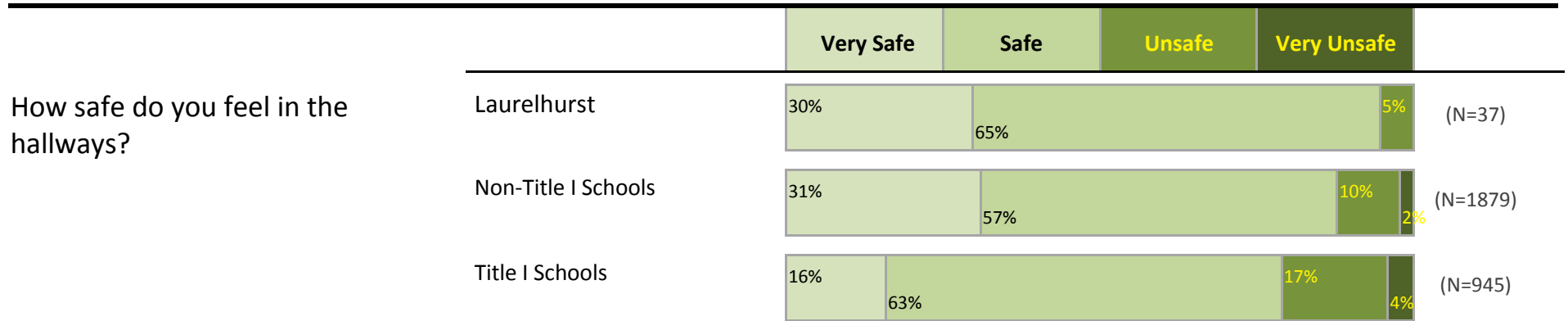
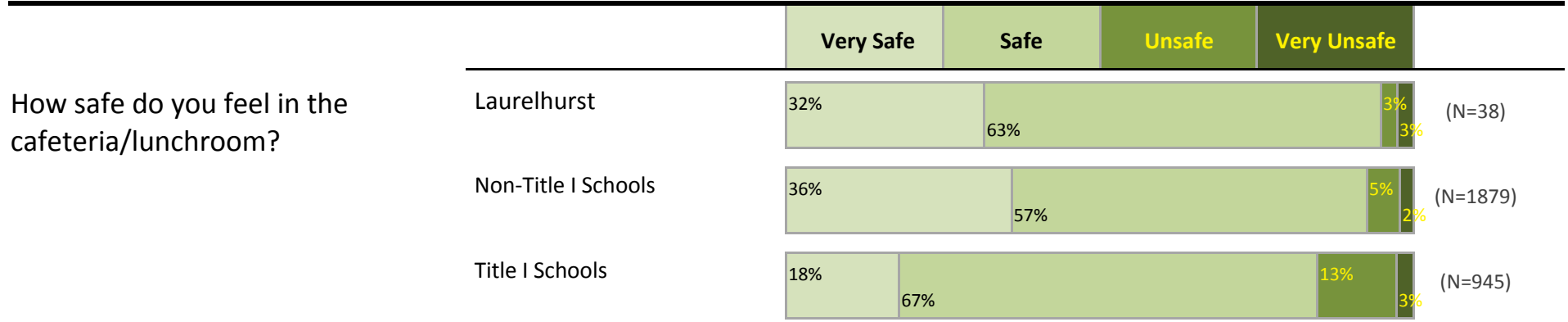
Laurelhurst



Portland Public Schools Successful Schools Survey Middle Grades Student Responses 2014-15

Laurelhurst

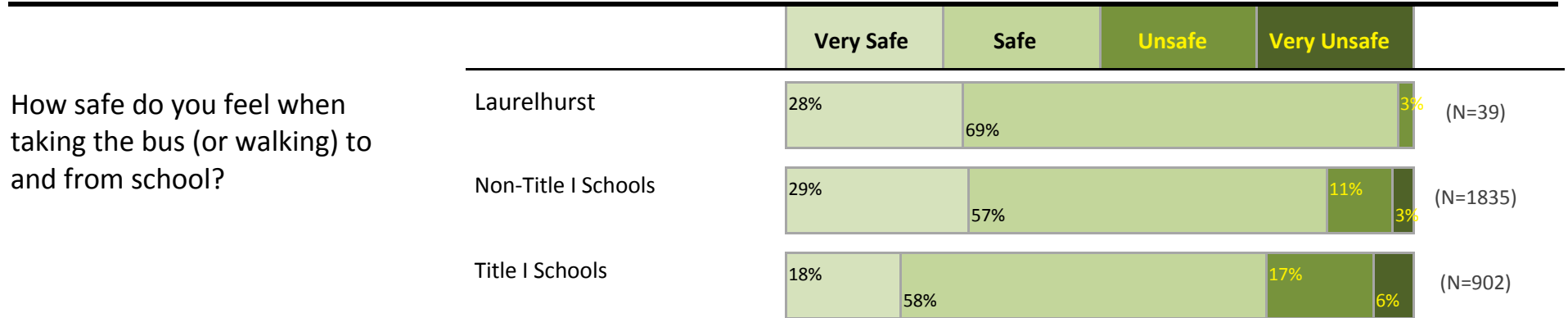
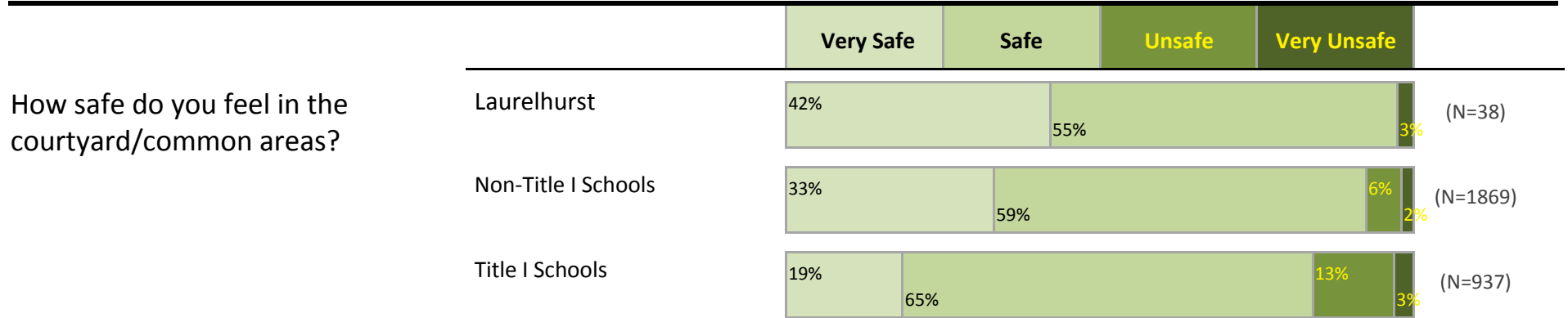
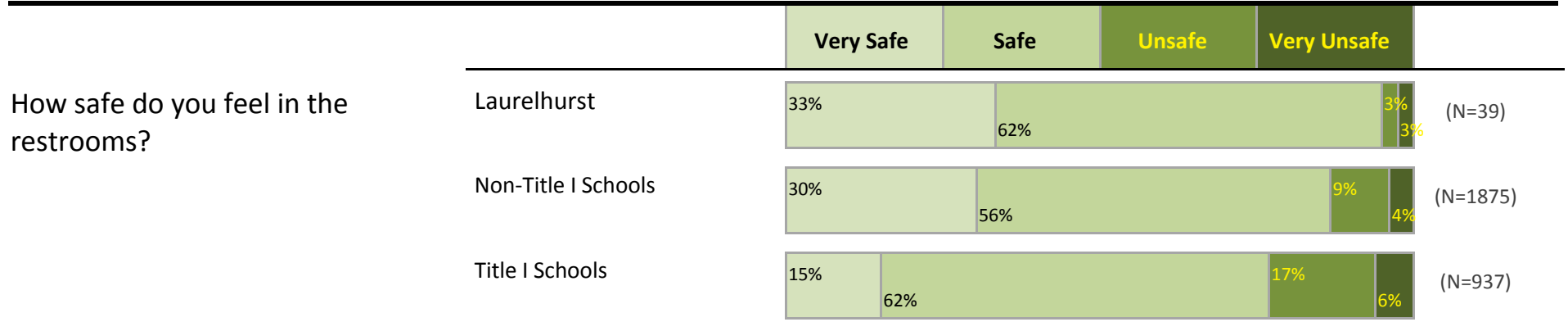
Page 14



Portland Public Schools Successful Schools Survey Middle Grades Student Responses 2014-15

Laurelhurst




Page 15



Portland Public Schools Successful Schools Survey Middle Grades Student Responses 2014-15




Laurelhurst

Page 16






**Portland Public Schools Successful Schools Survey
Middle Grades Student Responses 2014-15**

Laurelhurst






Portland Public Schools Successful Schools Survey Middle Grades Student Responses 2014-15

Laurelhurst



Portland Public Schools Successful Schools Survey Middle Grades Student Responses 2014-15




Laurelhurst



Portland Public Schools Successful Schools Survey Middle Grades Student Responses 2014-15

Laurelhurst




Page 20



Portland Public Schools Successful Schools Survey Middle Grades Student Responses 2014-15

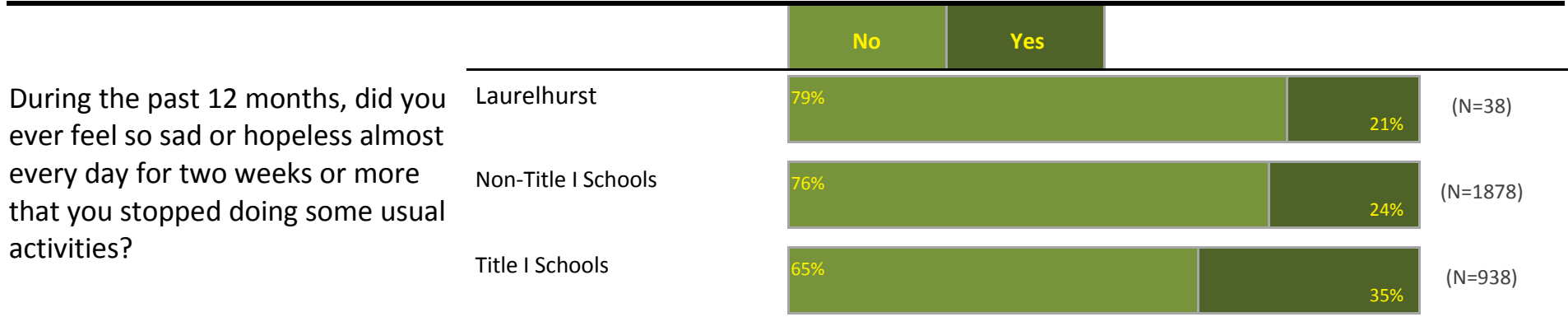


Laurelhurst

Page 21



**Portland Public Schools Successful Schools Survey
Middle Grades Student Responses 2014-15**

Laurelhurst

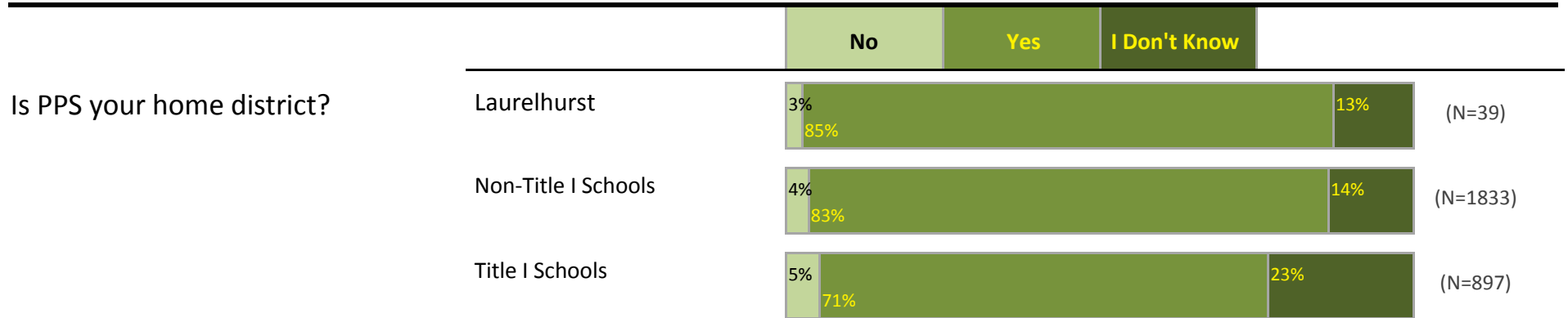




Portland Public Schools Successful Schools Survey

Middle Grades Student Responses 2014-15

Laurelhurst

Page 23



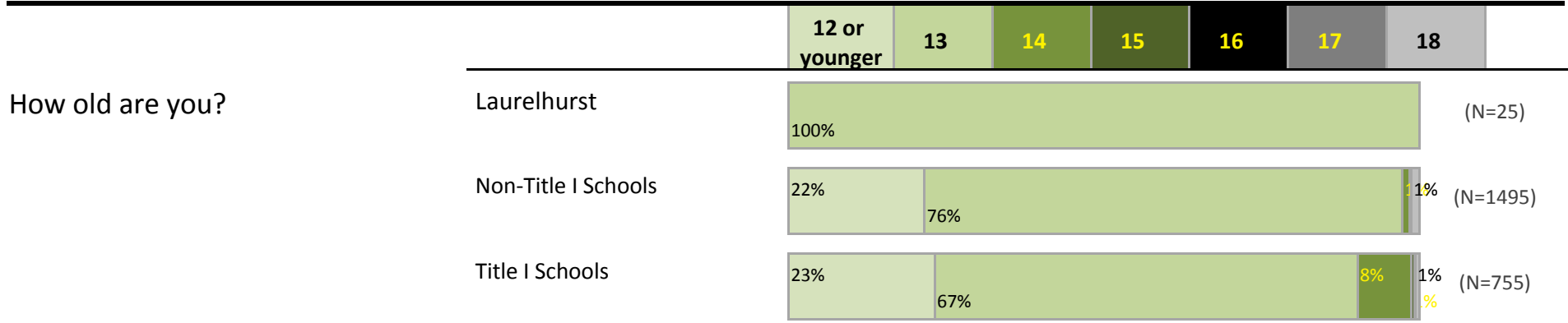


Portland Public Schools Successful Schools Survey

Middle Grades Student Responses 2014-15

Laurelhurst

Page 24



Portland Public Schools Successful Schools Survey

Middle Grades Student Responses 2014-15

Laurelhurst

Which of the following best describes you?

Total Students: 43

(Because students could select more than one category, totals will exceed 100%.)

| | |
|-------------------------|-----|
| Heterosexual (straight) | 65% |
| Gay or Lesbian | 0% |
| Bisexual | 5% |
| Transgender | 0% |
| Queer | 0% |
| Not sure or Questioning | 7% |
| Decline to respond | 7% |
| Other | 0% |
| Blank | 21% |

Are you in an optional program?

| | |
|--|---|
| Access at Rose City Park | 1 |
| Chinese Immersion | 0 |
| Experiential Learning Environment | 0 |
| Japanese Immersion | 0 |
| Russian Immersion | 0 |
| Spanish Immersion | 4 |
| Special Focus - Arts | 0 |
| Special Focus - CTE | 0 |
| Special Focus - History | 0 |
| Special Focus - Science | 0 |
| Special Focus - Dual Credit | 0 |
| Special Focus - Environmental Studies | 0 |
| Vietnamese Immersion | 1 |
| Winterhaven Special Focus - Math and Science | 0 |
| Other | 9 |

Portland Public Schools Successful Schools Survey

Middle Grades Student Responses 2014-15

Laurelhurst

What races/ethnicities do you consider yourself?

Total Students: 43

(Because students could select more than one category, totals will exceed 100%.)

| | | | |
|---|----|---|----|
| African American | 2% | American Indian/Alaska Native (continued) | |
| African | 0% | Cow Creek Band of Umpqua Tribe of Indians | 0% |
| Burundian | 0% | Klamath Tribes | 0% |
| Eritrean | 0% | Other American Indian Tribe/Nation | 0% |
| Ethiopian | 0% | Native/Indigenous to Canada | 0% |
| Somali | 0% | Asian | 0% |
| Other African | 0% | Asian Indian | 2% |
| Other Black | | Burmese | 0% |
| Caribbean Islands | 0% | Cambodian | 0% |
| Other Black | 0% | Chinese | 7% |
| American Indian/Alaska Native | 0% | Filipino | 0% |
| Alaska Native | 0% | Hmong | 0% |
| Burns Paiute Tribe | 0% | Japanese | 0% |
| Confederated Tribes of the Coos, Lower Umpqua | | Karen | 0% |
| & Siuslaw Indians | 0% | Korean | 0% |
| Confederated Tribes of the Grand Ronde | | Laotian | 0% |
| Community of Oregon | 0% | Mien | 0% |
| Confederated Tribes of Siletz Indians | 0% | Nepali | 0% |
| Confederated Tribes of the Umatilla Indian | | Thai | 0% |
| Reservation Indians | 0% | Tibetan | 0% |
| Confederated Tribes of Warm Springs | 0% | Vietnamese | 5% |
| Coquille Indian Tribe | 0% | Other Asian | 2% |

Portland Public Schools Successful Schools Survey

Middle Grades Student Responses 2014-15

Laurelhurst

What races/ethnicities do you consider yourself?

Total Students: 43

(Because students could select more than one category, totals will exceed 100%.)

| | |
|---|-----|
| Hispanic/Latino | 5% |
| Caribbean Islands | 0% |
| Central American Countries | 0% |
| Indigenous Mexican, Central American or South American | 0% |
| Mexican | 0% |
| South American Countries | 2% |
| Other Hispanic/Latino | 2% |
| Middle Eastern/North African | 0% |
| Pacific Islander | 0% |
| Chuukese | 0% |
| Guamanian or Chamorro | 0% |
| Micronesian | 0% |
| Native Hawaiian | 0% |
| Samoan | 0% |
| Tongan | 0% |
| Other Pacific Islander | 0% |
| White | 49% |
| Romanian | 7% |
| Russian | 2% |
| Ukrainian | 0% |
| European Countries | 42% |
| Other White | 37% |
| Blank | 14% |