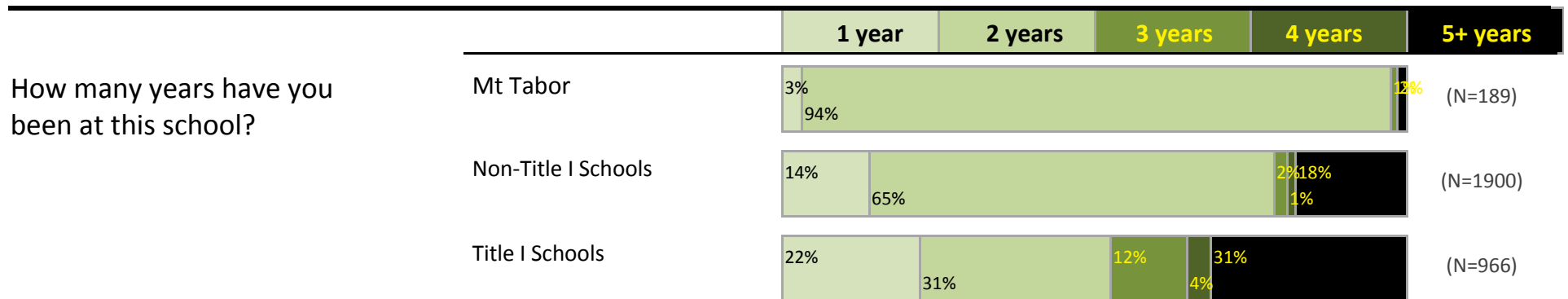
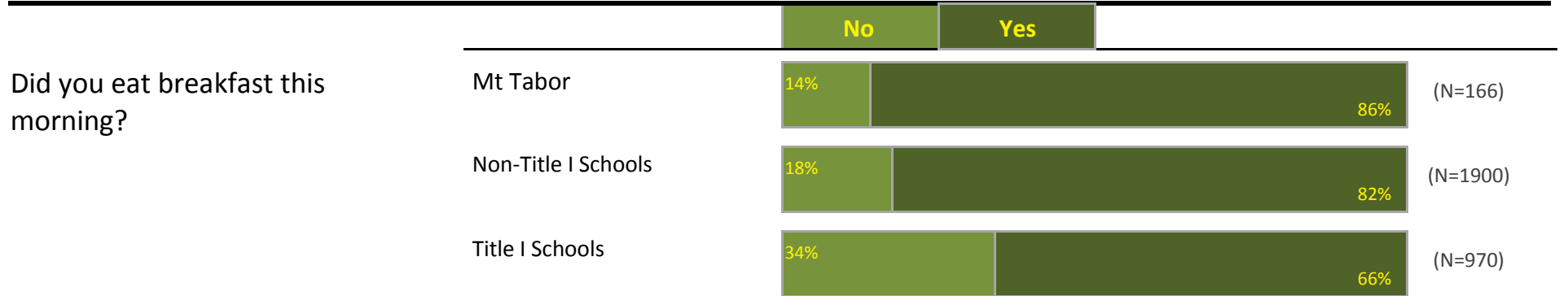
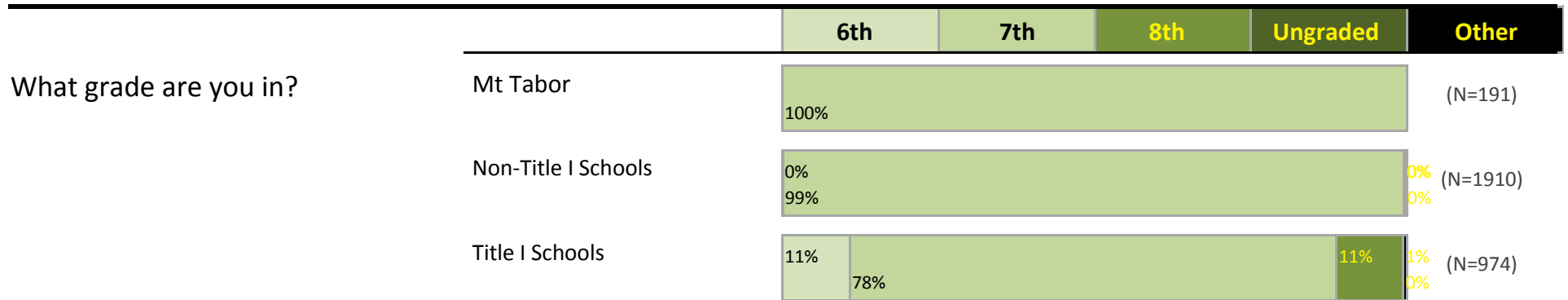


# Portland Public Schools Successful Schools Survey

## Middle Grades Student Responses 2014-15

Mt Tabor

Page 1


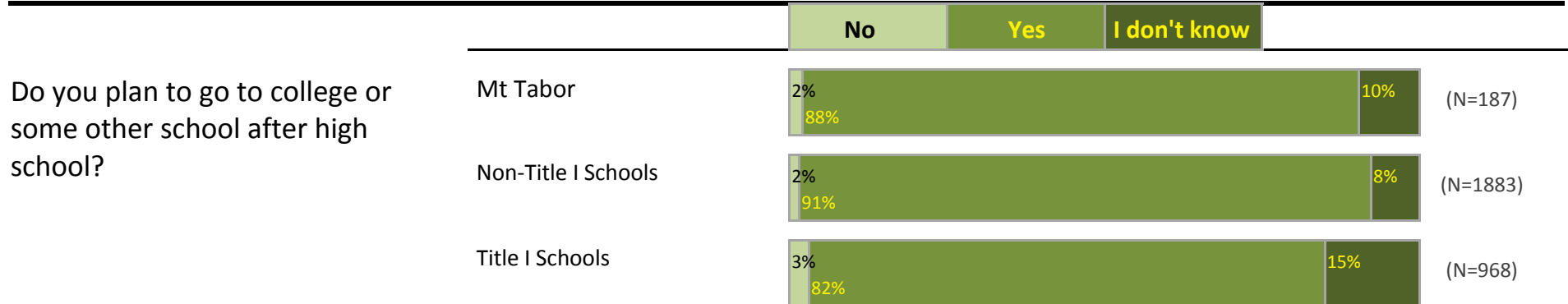



# Portland Public Schools Successful Schools Survey

## Middle Grades Student Responses 2014-15

Mt Tabor

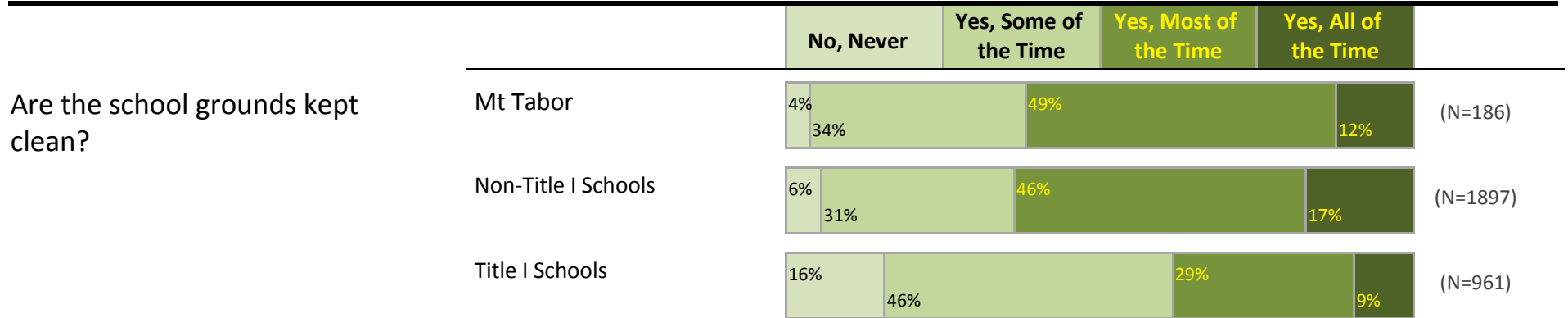
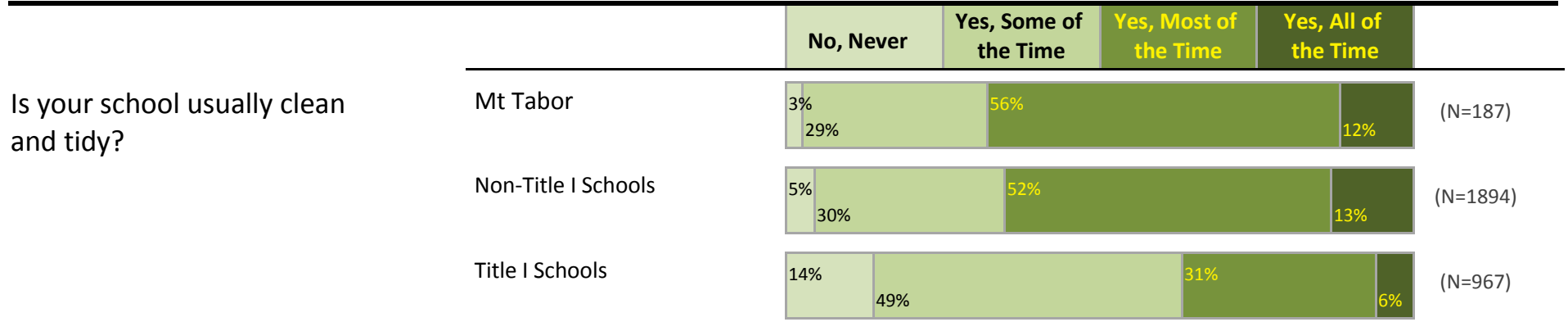
Page 2



## Portland Public Schools Successful Schools Survey Middle Grades Student Responses 2014-15

Mt Tabor

Page 3



# Portland Public Schools Successful Schools Survey

## Middle Grades Student Responses 2014-15

### Mt Tabor

In the past 30 days, did you miss school for any of the following reasons?




Total Students: 194

(Because students could select more than one category, totals will exceed 100%.)

Does not apply, I didn't miss any school. ....	44%
Illness (feeling physically sick), including problems with breathing or your teeth. ....	32%
Felt very sad, hopeless, anxious, stressed, or angry. ....	7%
Didn't get enough sleep. ....	4%
Didn't feel safe at school. ....	2%
Had to work. ....	1%
Had to take care of or help a family member or friend. ....	6%
Wanted to spend time with friends who don't go to your school. ....	2%
Wanted to use alcohol or drugs. ....	1%
Were behind in schoolwork or weren't prepared for a test or class assignment. ....	3%
Were bored with or uninterested in school. ....	3%
Were suspended. ....	2%
Other reason. ....	17%
Blank ....	0%




## Portland Public Schools Successful Schools Survey Middle Grades Student Responses 2014-15

Mt Tabor






## Portland Public Schools Successful Schools Survey Middle Grades Student Responses 2014-15

### Mt Tabor






## Portland Public Schools Successful Schools Survey Middle Grades Student Responses 2014-15

### Mt Tabor



## Portland Public Schools Successful Schools Survey Middle Grades Student Responses 2014-15




### Mt Tabor








## Portland Public Schools Successful Schools Survey Middle Grades Student Responses 2014-15

### Mt Tabor



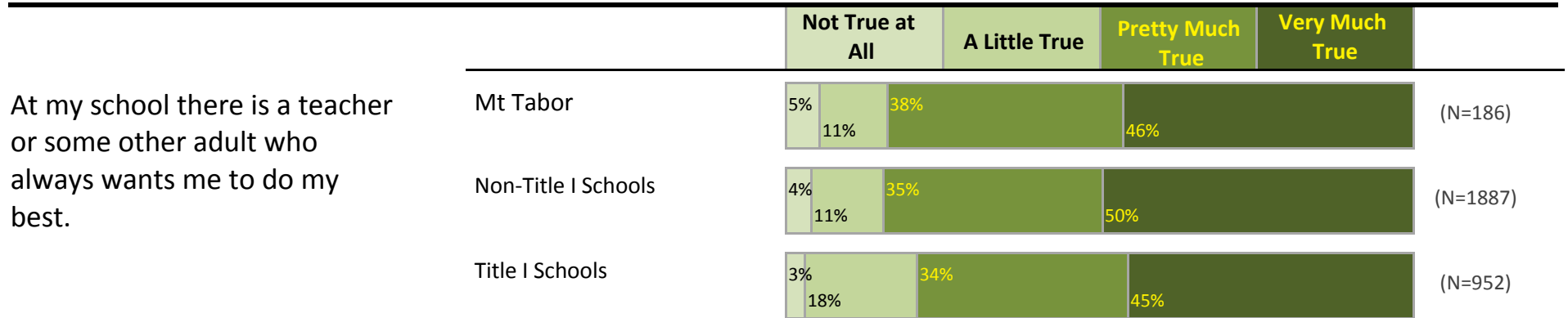

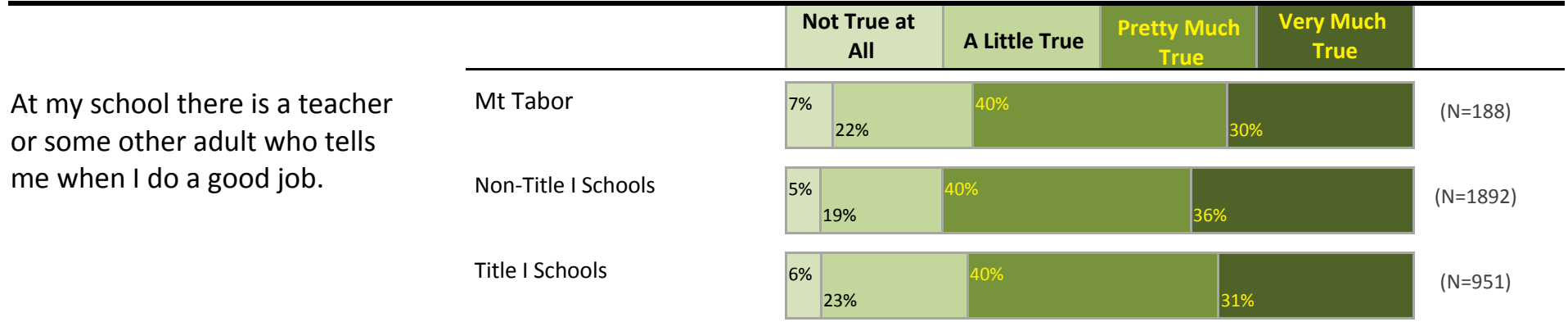
## Portland Public Schools Successful Schools Survey Middle Grades Student Responses 2014-15

### Mt Tabor




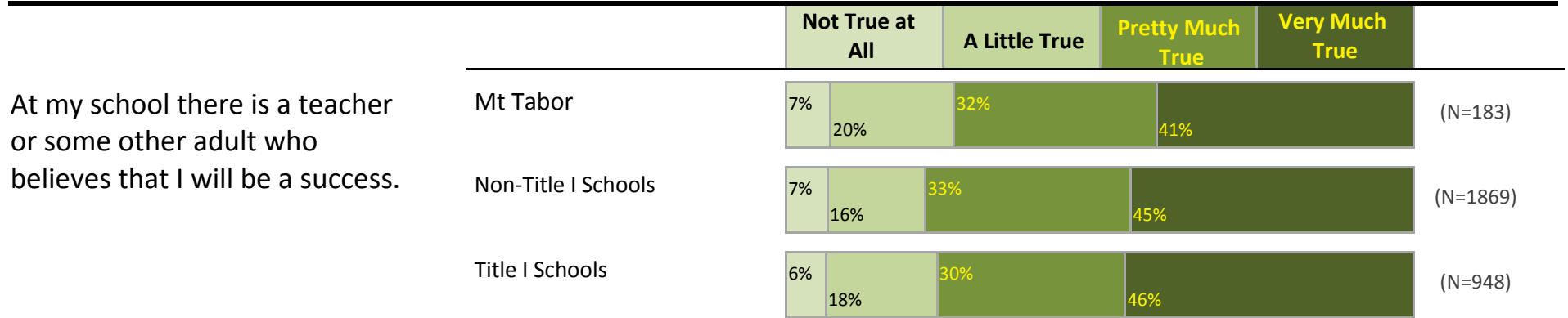
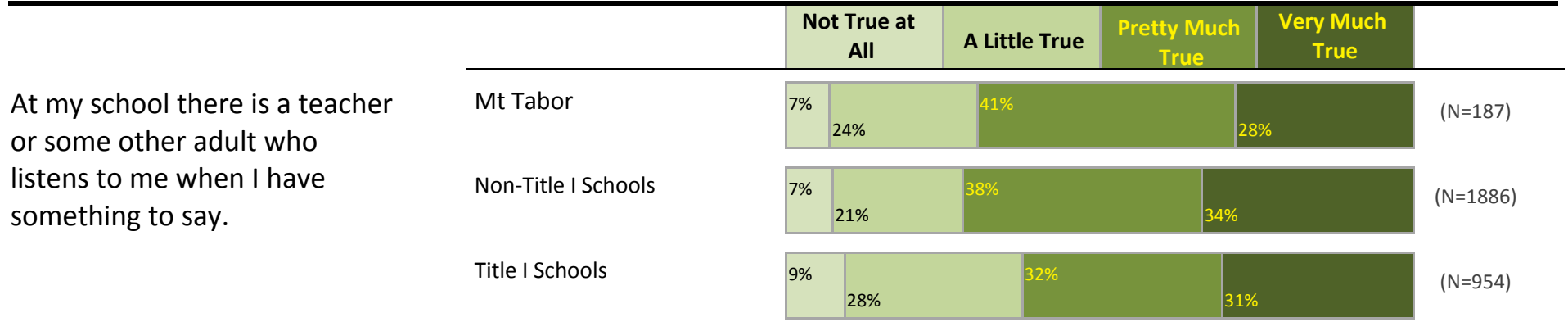
## Portland Public Schools Successful Schools Survey Middle Grades Student Responses 2014-15

### Mt Tabor



## Portland Public Schools Successful Schools Survey Middle Grades Student Responses 2014-15

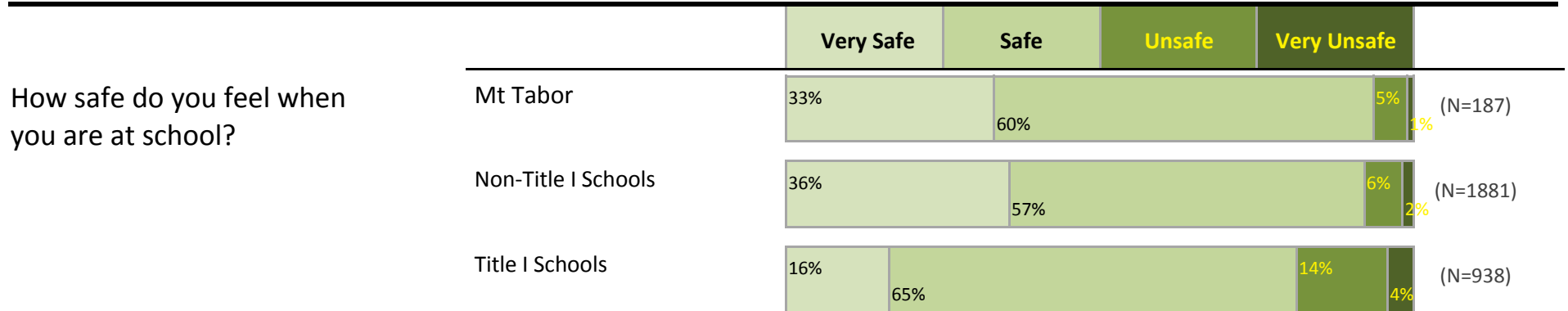


### Mt Tabor



## Portland Public Schools Successful Schools Survey Middle Grades Student Responses 2014-15

Mt Tabor

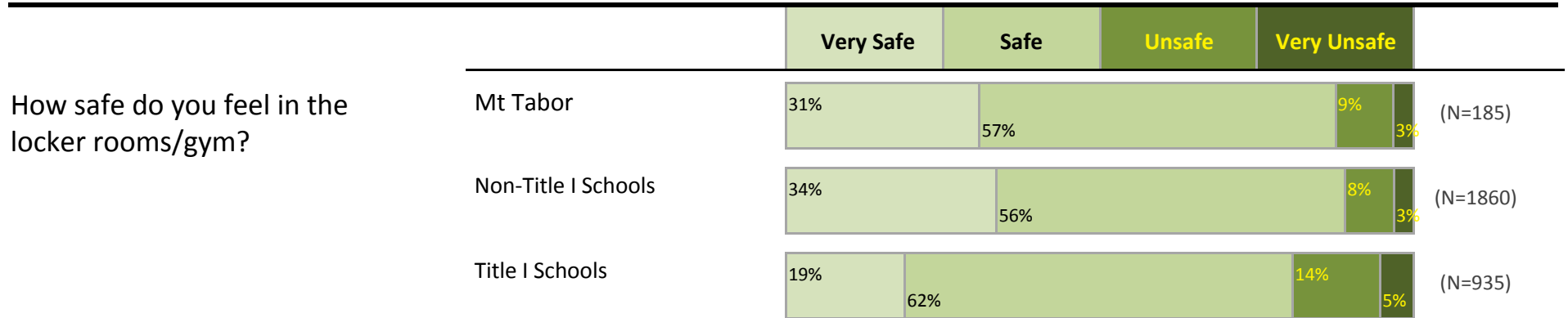
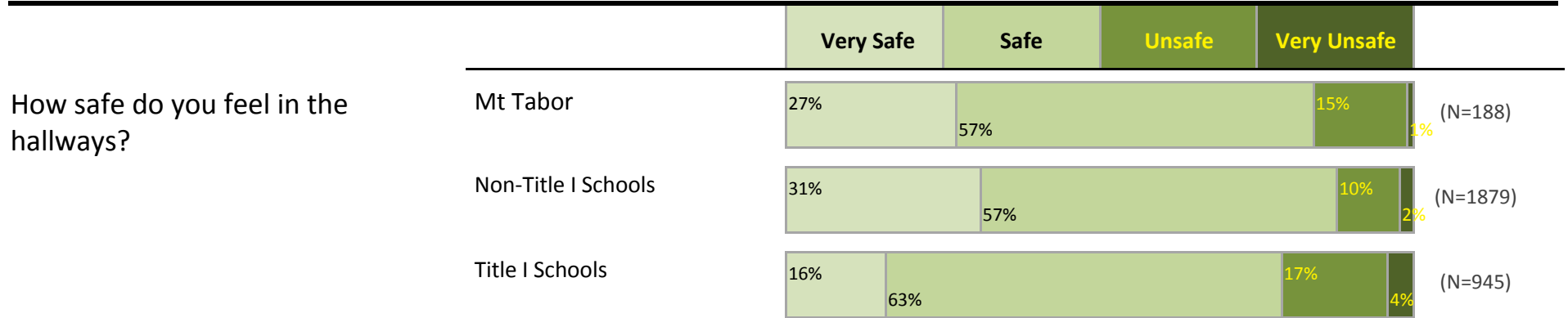
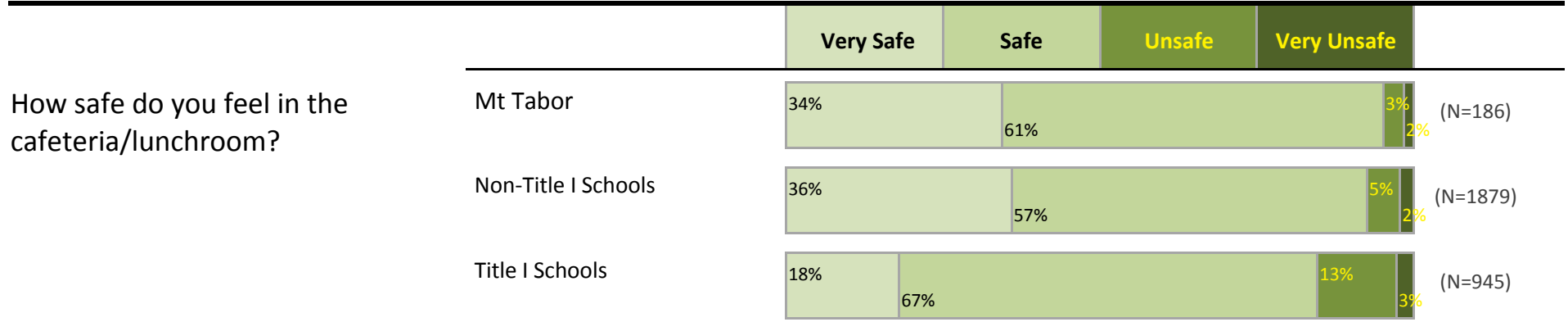
Page 13



## Portland Public Schools Successful Schools Survey Middle Grades Student Responses 2014-15

Mt Tabor

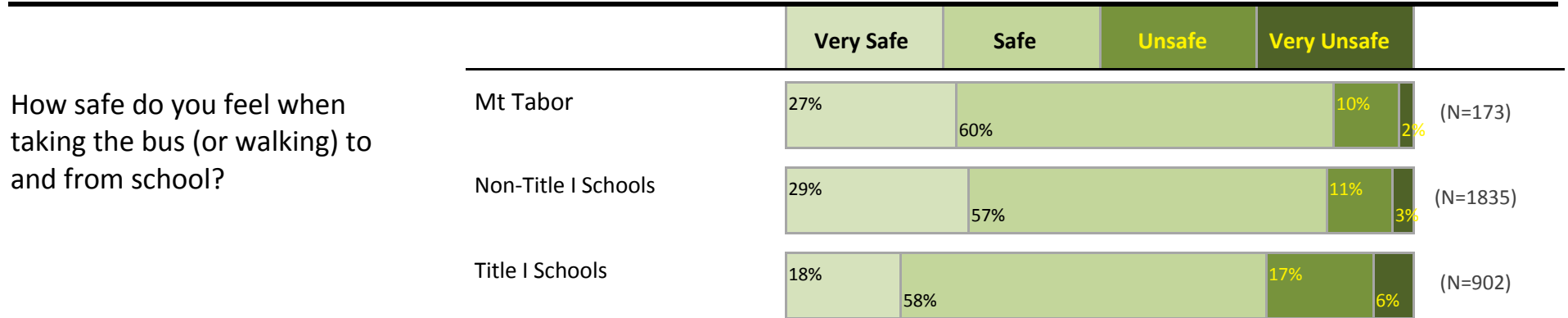
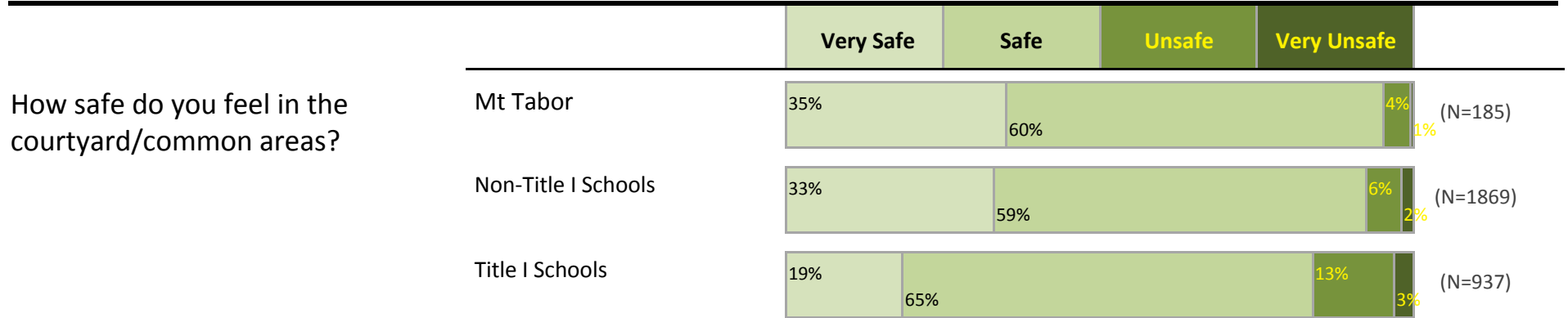
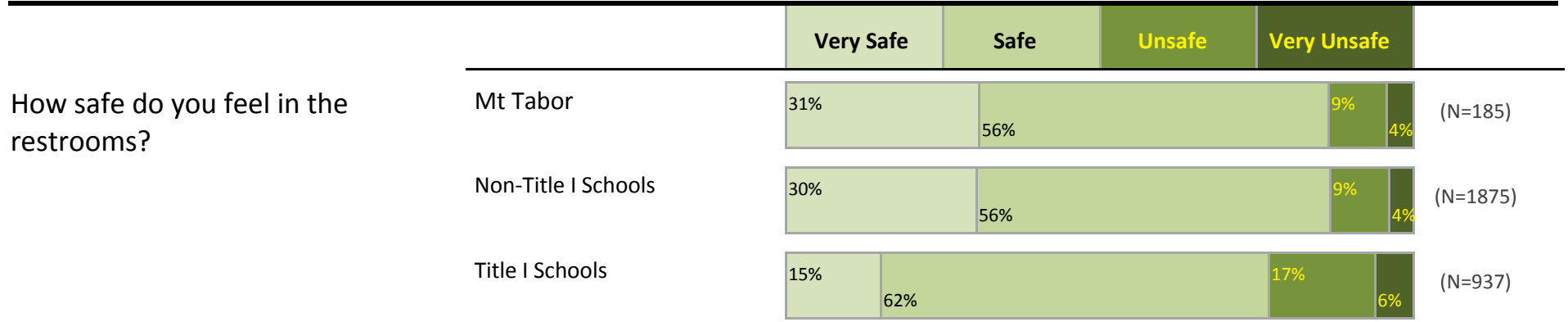
Page 14



## Portland Public Schools Successful Schools Survey Middle Grades Student Responses 2014-15

Mt Tabor



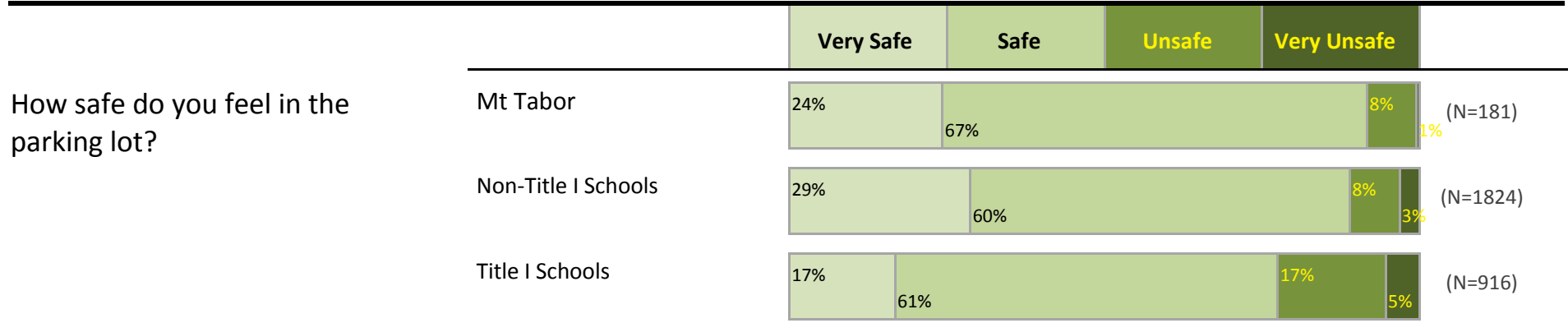
Page 15



# Portland Public Schools Successful Schools Survey

## Middle Grades Student Responses 2014-15

Mt Tabor








# Portland Public Schools Successful Schools Survey

## Middle Grades Student Responses 2014-15




Mt Tabor

Page 17



## Portland Public Schools Successful Schools Survey Middle Grades Student Responses 2014-15




**Mt Tabor**



## Portland Public Schools Successful Schools Survey Middle Grades Student Responses 2014-15

Mt Tabor




Page 19



## Portland Public Schools Successful Schools Survey Middle Grades Student Responses 2014-15

**Mt Tabor**

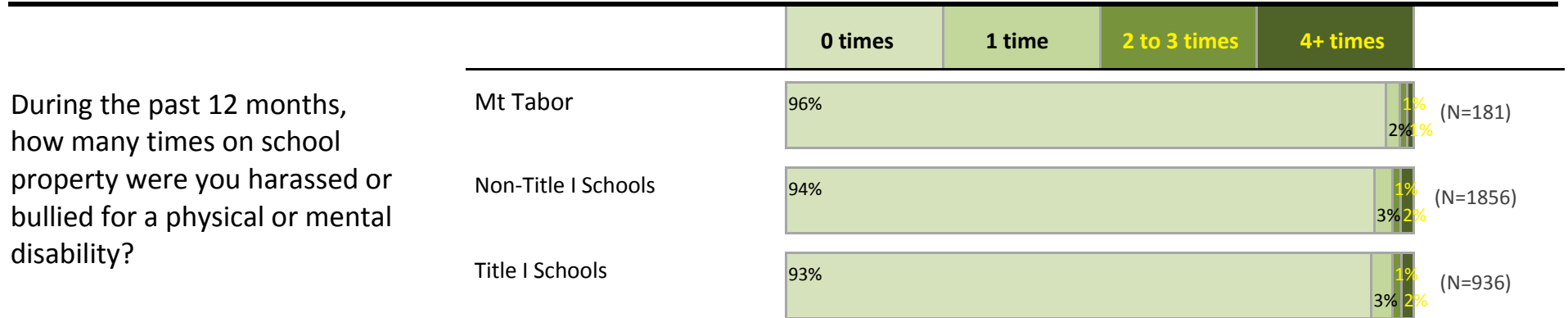


Page 20



## Portland Public Schools Successful Schools Survey Middle Grades Student Responses 2014-15

Mt Tabor

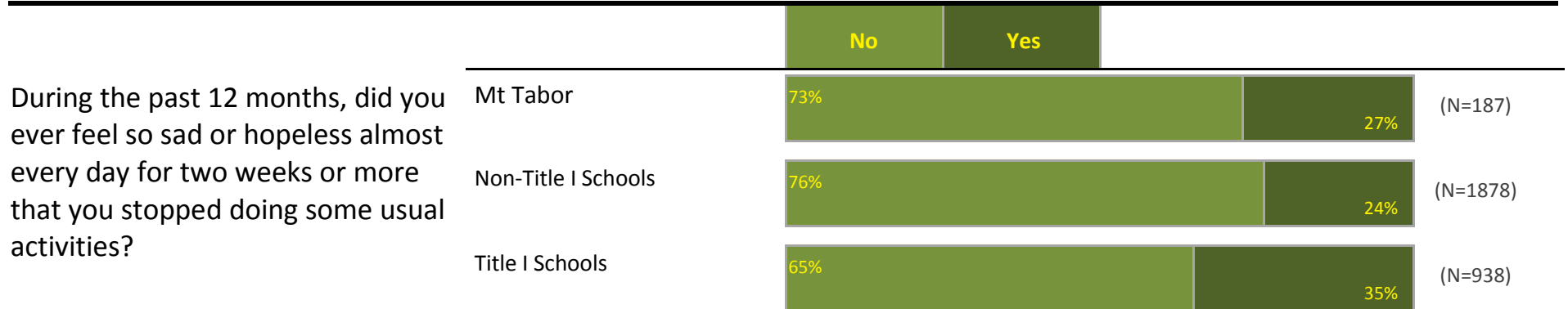


Page 21



## Portland Public Schools Successful Schools Survey Middle Grades Student Responses 2014-15

Mt Tabor

Page 22

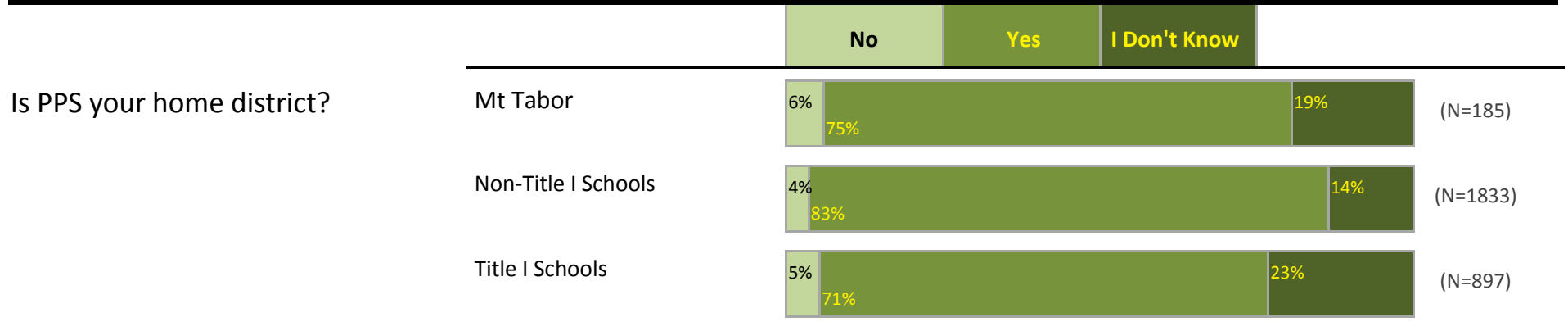




# Portland Public Schools Successful Schools Survey

## Middle Grades Student Responses 2014-15

Mt Tabor



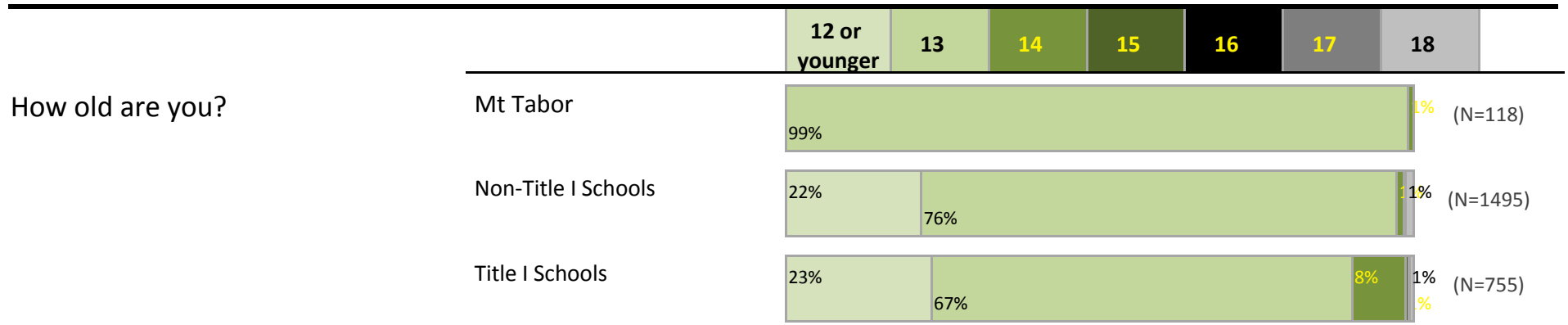
Page 23



# Portland Public Schools Successful Schools Survey

## Middle Grades Student Responses 2014-15

Mt Tabor





# Portland Public Schools Successful Schools Survey

## Middle Grades Student Responses 2014-15

### Mt Tabor

Which of the following best describes you?

Total Students: 194

(Because students could select more than one category, totals will exceed 100%.)

Heterosexual (straight)	62%
Gay or Lesbian	2%
Bisexual	6%
Transgender	2%
Queer	2%
Not sure or Questioning	9%
Decline to respond	7%
Other	0%
Blank	15%

Are you in an optional program?

Access at Rose City Park	0
Chinese Immersion	7
Experiential Learning Environment	0
Japanese Immersion	69
Russian Immersion	0
Spanish Immersion	23
Special Focus - Arts	1
Special Focus - CTE	0
Special Focus - History	0
Special Focus - Science	0
Special Focus - Dual Credit	0
Special Focus - Environmental Studies	0
Vietnamese Immersion	0
Winterhaven Special Focus - Math and Science	0
Other	5

# Portland Public Schools Successful Schools Survey

## Middle Grades Student Responses 2014-15

**Mt Tabor**

What races/ethnicities do you consider yourself?

Total Students: 194

*(Because students could select more than one category, totals will exceed 100%.)*

African American .....	3%
African .....	2%
Burundian .....	0%
Eritrean .....	1%
Ethiopian .....	1%
Somali .....	1%
Other African .....	1%
Other Black	
Caribbean Islands .....	0%
Other Black .....	0%
American Indian/Alaska Native .....	2%
Alaska Native .....	0%
Burns Paiute Tribe .....	0%
Confederated Tribes of the Coos, Lower Umpqua & Siuslaw Indians .....	0%
Confederated Tribes of the Grand Ronde Community of Oregon .....	1%
Confederated Tribes of Siletz Indians .....	0%
Confederated Tribes of the Umatilla Indian Reservation Indians .....	0%
Confederated Tribes of Warm Springs .....	0%
Coquille Indian Tribe .....	0%

American Indian/Alaska Native (continued)	
Cow Creek Band of Umpqua Tribe of Indians .....	0%
Klamath Tribes .....	1%
Other American Indian Tribe/Nation .....	2%
Native/Indigenous to Canada .....	1%
Asian .....	10%
Asian Indian .....	4%
Burmese .....	0%
Cambodian .....	0%
Chinese .....	4%
Filipino .....	4%
Hmong .....	2%
Japanese .....	14%
Karen .....	0%
Korean .....	2%
Laotian .....	1%
Mien .....	0%
Nepali .....	0%
Thai .....	1%
Tibetan .....	0%
Vietnamese .....	6%
Other Asian .....	1%

# Portland Public Schools Successful Schools Survey

## Middle Grades Student Responses 2014-15

### Mt Tabor

What races/ethnicities do you consider yourself?

Total Students: 194

(Because students could select more than one category, totals will exceed 100%.)

Hispanic/Latino .....	3%
Caribbean Islands .....	1%
Central American Countries .....	1%
Indigenous Mexican, Central American or South American .....	1%
Mexican .....	8%
South American Countries .....	1%
Other Hispanic/Latino .....	1%
Middle Eastern/North African .....	1%
Pacific Islander .....	0%
Chuukese .....	0%
Guamanian or Chamorro .....	0%
Micronesia .....	0%
Native Hawaiian .....	1%
Samoan .....	0%
Tongan .....	0%
Other Pacific Islander .....	0%
White .....	43%
Romanian .....	2%
Russian .....	3%
Ukrainian .....	1%
European Countries .....	23%
Other White .....	30%
Blank .....	10%