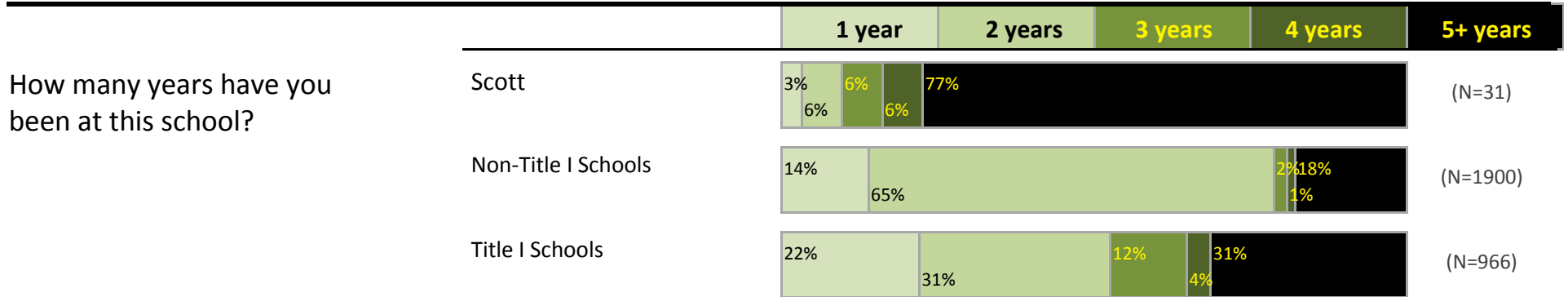
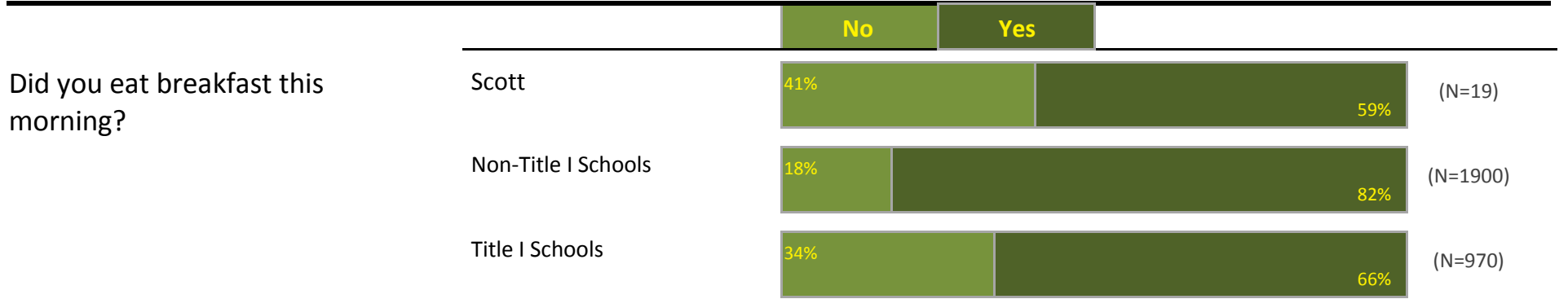
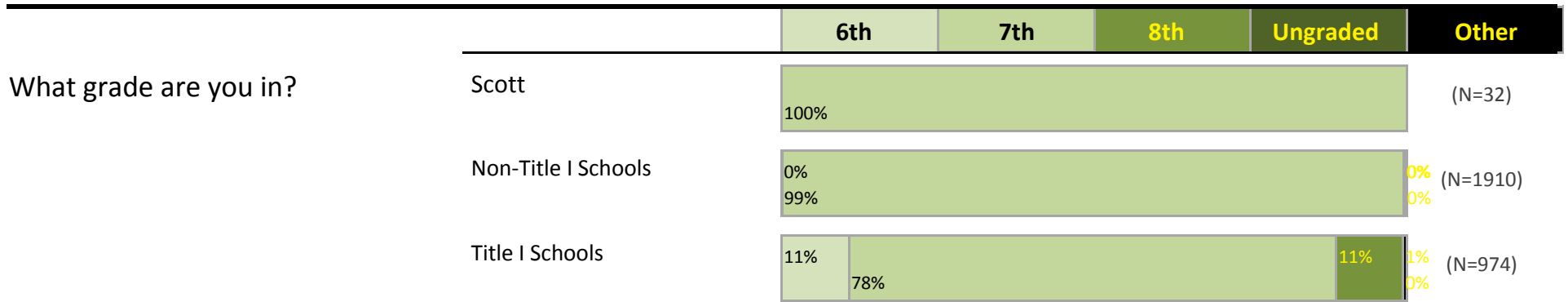


# Portland Public Schools Successful Schools Survey

## Middle Grades Student Responses 2014-15

Scott

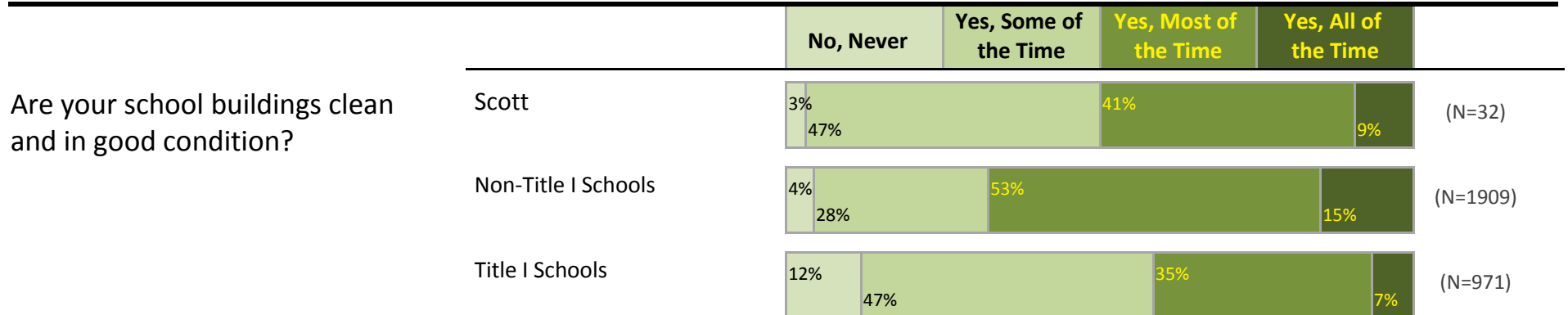
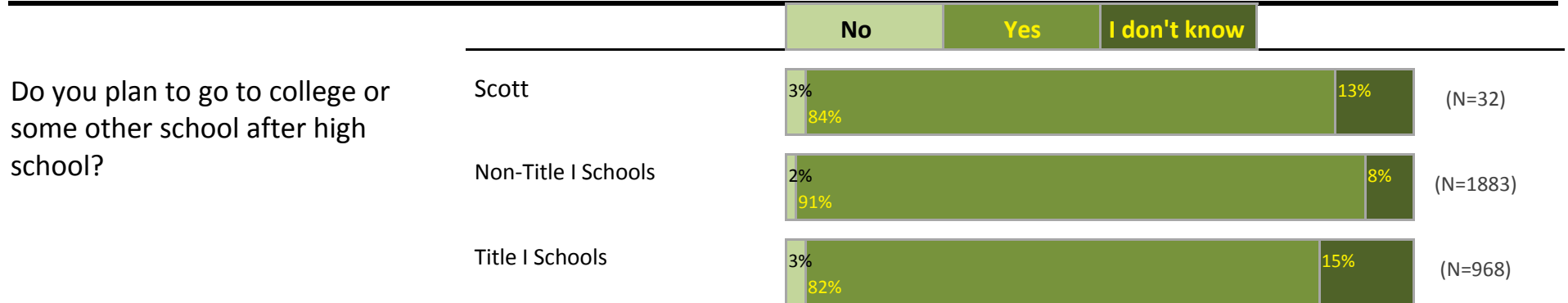
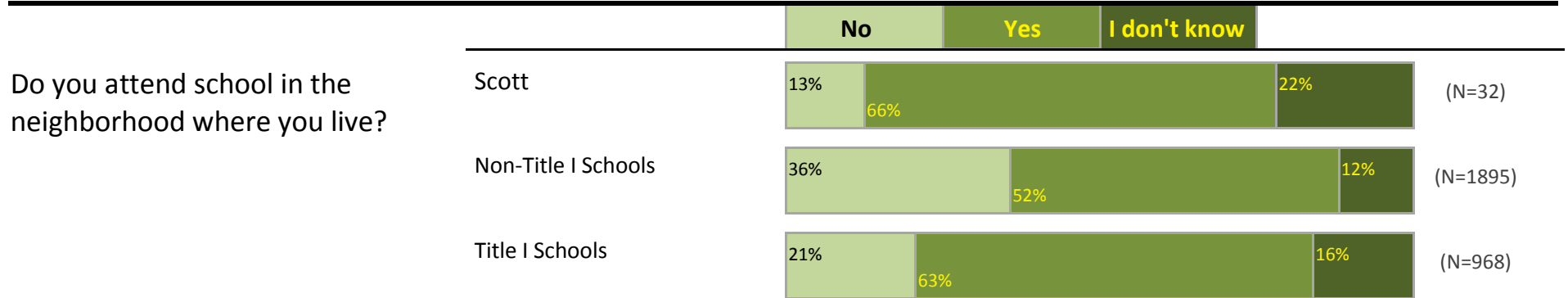


# Portland Public Schools Successful Schools Survey

## Middle Grades Student Responses 2014-15

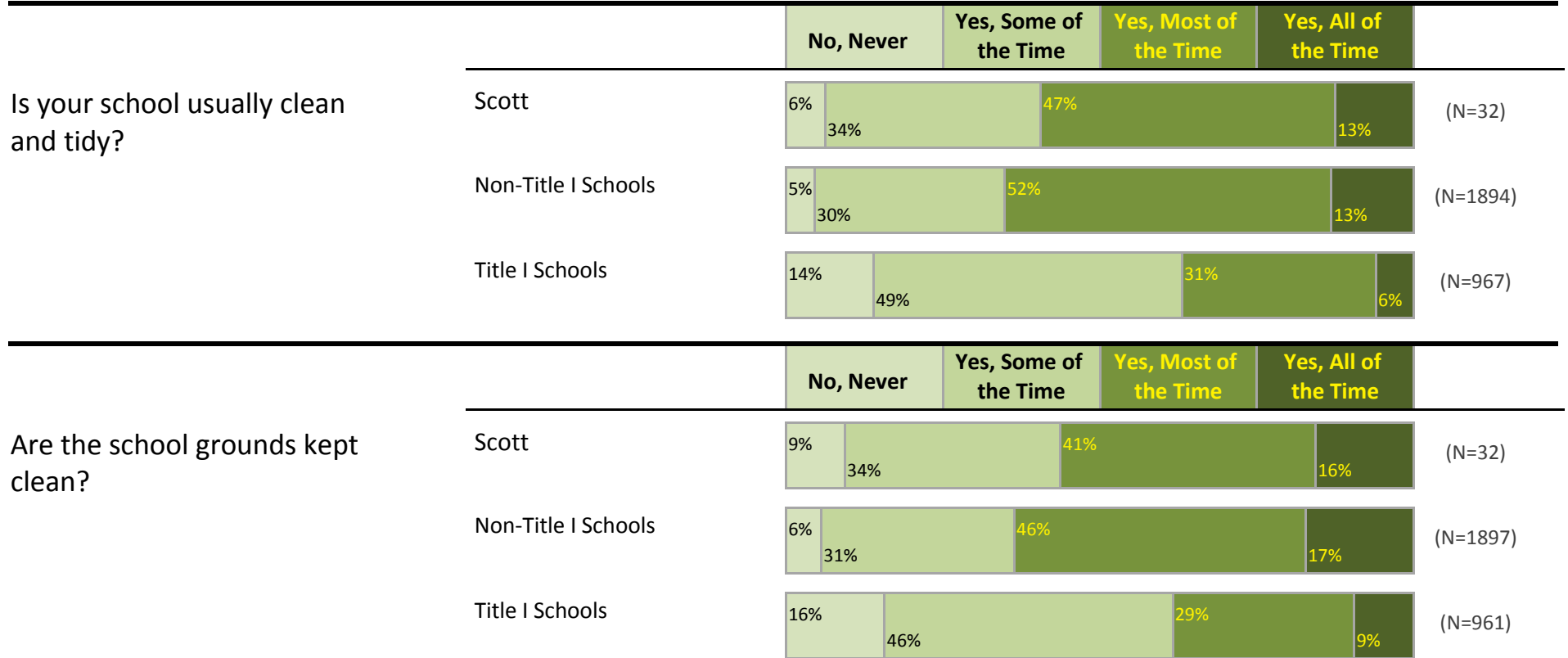
Scott

Page 2



## Portland Public Schools Successful Schools Survey Middle Grades Student Responses 2014-15

Scott



## Portland Public Schools Successful Schools Survey Middle Grades Student Responses 2014-15

**Scott**

In the past 30 days, did you miss school for any of the following reasons?




Total Students: 32

(Because students could select more than one category, totals will exceed 100%.)

Does not apply, I didn't miss any school. ....	34%
Illness (feeling physically sick), including problems with breathing or your teeth. ....	31%
Felt very sad, hopeless, anxious, stressed, or angry. ....	13%
Didn't get enough sleep. ....	31%
Didn't feel safe at school. ....	0%
Had to work. ....	3%
Had to take care of or help a family member or friend. ....	19%
Wanted to spend time with friends who don't go to your school. ....	3%
Wanted to use alcohol or drugs. ....	3%
Were behind in schoolwork or weren't prepared for a test or class assignment. ....	9%
Were bored with or uninterested in school. ....	9%
Were suspended. ....	6%
Other reason. ....	25%
Blank .....	0%




## Portland Public Schools Successful Schools Survey Middle Grades Student Responses 2014-15

Scott



## Portland Public Schools Successful Schools Survey Middle Grades Student Responses 2014-15

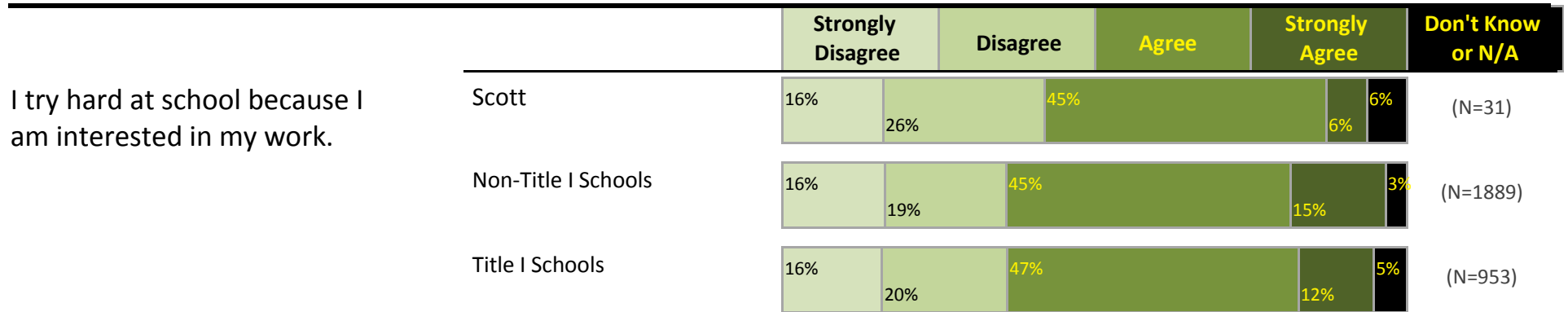


Scott



## Portland Public Schools Successful Schools Survey Middle Grades Student Responses 2014-15




Scott

Page 7



## Portland Public Schools Successful Schools Survey Middle Grades Student Responses 2014-15

Scott








## Portland Public Schools Successful Schools Survey Middle Grades Student Responses 2014-15

Scott

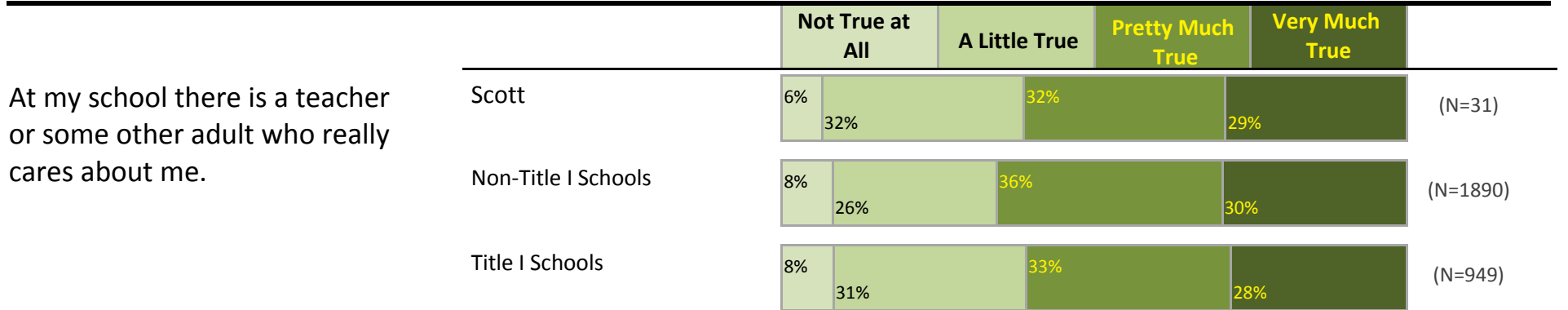


Page 9



## Portland Public Schools Successful Schools Survey Middle Grades Student Responses 2014-15

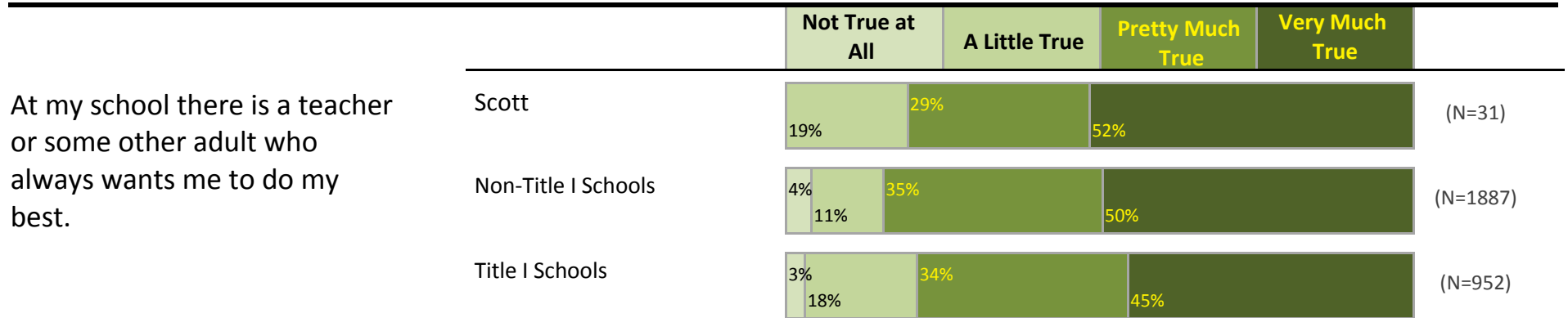

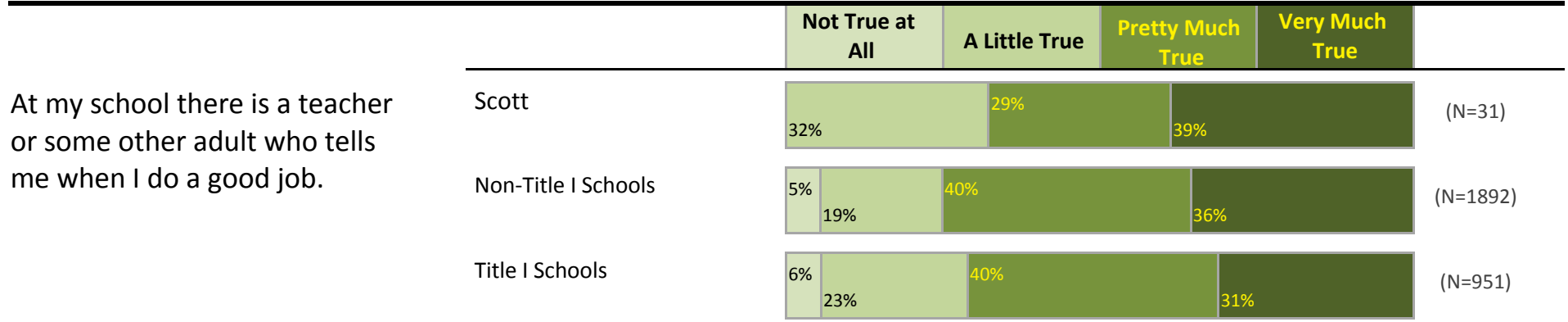
Scott

Page 10






## Portland Public Schools Successful Schools Survey Middle Grades Student Responses 2014-15

Scott



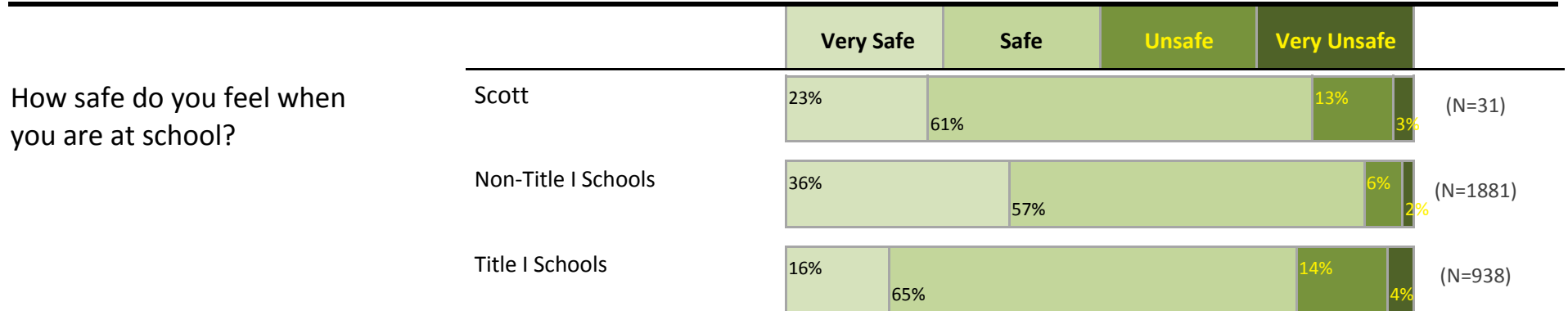


## Portland Public Schools Successful Schools Survey Middle Grades Student Responses 2014-15

Scott



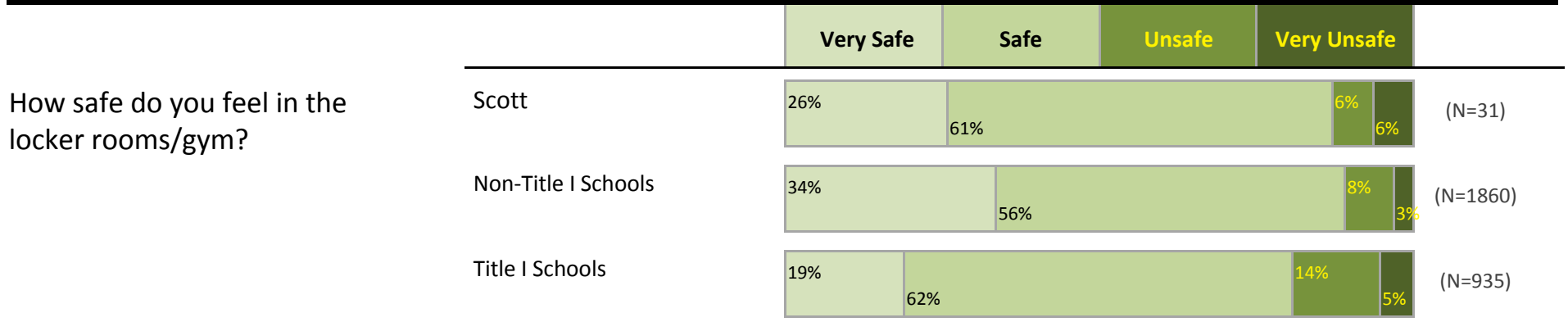
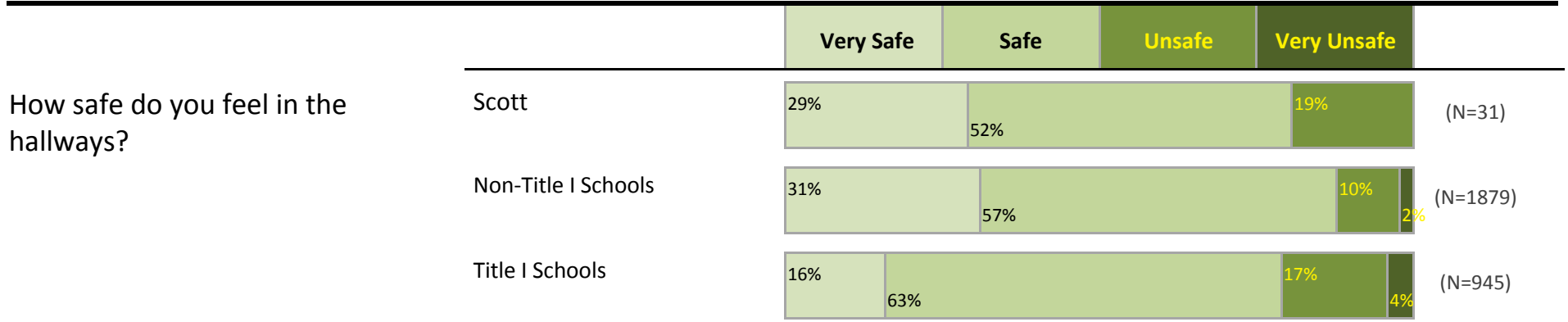
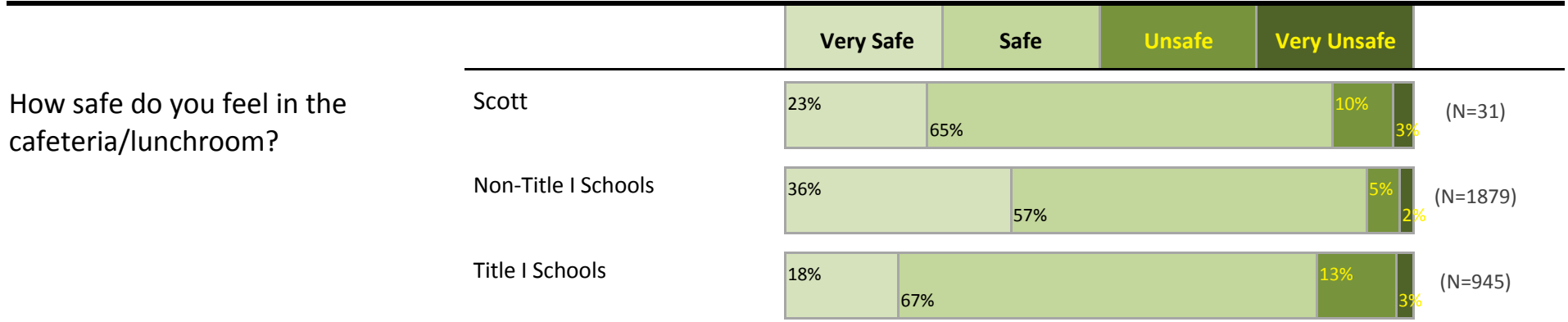
## Portland Public Schools Successful Schools Survey Middle Grades Student Responses 2014-15

Scott



## Portland Public Schools Successful Schools Survey Middle Grades Student Responses 2014-15

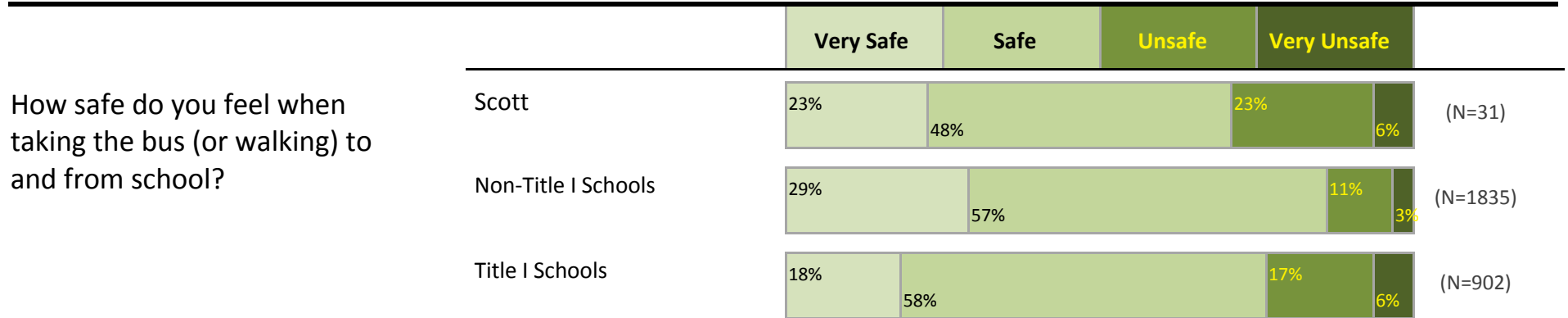
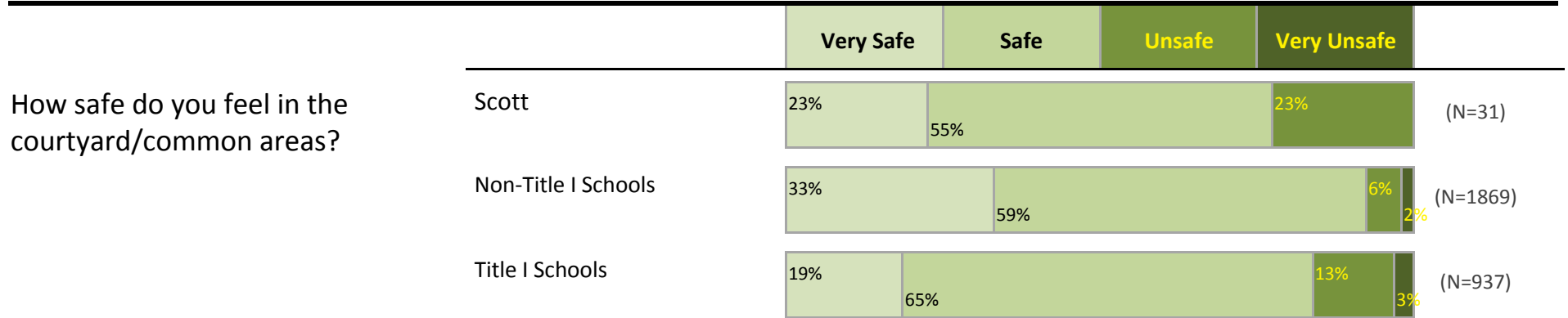
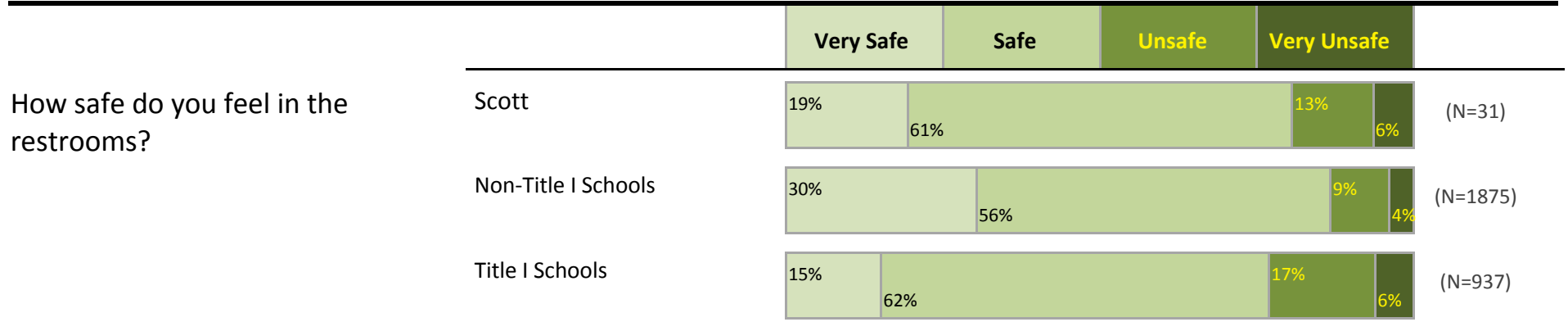
Scott



## Portland Public Schools Successful Schools Survey Middle Grades Student Responses 2014-15




Scott

Page 15



## Portland Public Schools Successful Schools Survey Middle Grades Student Responses 2014-15

Scott








## Portland Public Schools Successful Schools Survey Middle Grades Student Responses 2014-15




Scott

Page 17



## Portland Public Schools Successful Schools Survey Middle Grades Student Responses 2014-15




Scott



## Portland Public Schools Successful Schools Survey Middle Grades Student Responses 2014-15




Scott

Page 19



## Portland Public Schools Successful Schools Survey Middle Grades Student Responses 2014-15




Scott



# Portland Public Schools Successful Schools Survey

## Middle Grades Student Responses 2014-15




Scott



## Portland Public Schools Successful Schools Survey Middle Grades Student Responses 2014-15

Scott

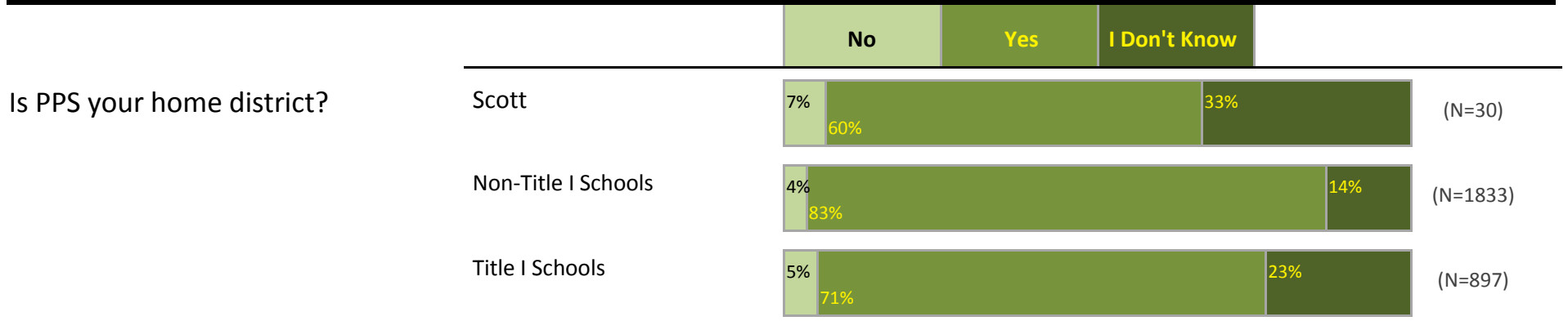


Page 22



# Portland Public Schools Successful Schools Survey

## Middle Grades Student Responses 2014-15



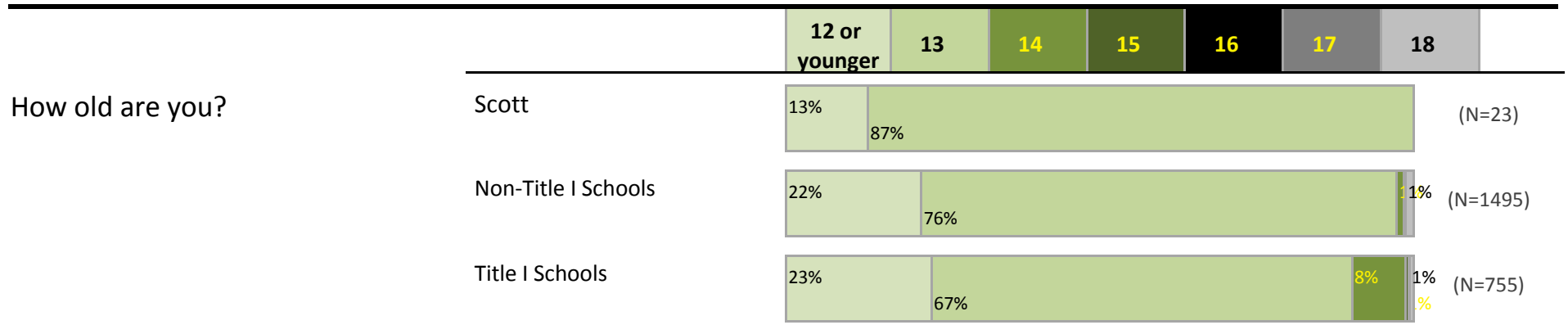
Scott



# Portland Public Schools Successful Schools Survey

## Middle Grades Student Responses 2014-15

Scott





# Portland Public Schools Successful Schools Survey

## Middle Grades Student Responses 2014-15

**Scott**

Which of the following best describes you?

Total Students: 32

(Because students could select more than one category, totals will exceed 100%.)

Heterosexual (straight)	72%
Gay or Lesbian	3%
Bisexual	9%
Transgender	6%
Queer	3%
Not sure or Questioning	3%
Decline to respond	3%
Other	6%
Blank	9%

Are you in an optional program?

Access at Rose City Park	0
Chinese Immersion	0
Experiential Learning Environment	0
Japanese Immersion	0
Russian Immersion	0
Spanish Immersion	0
Special Focus - Arts	1
Special Focus - CTE	0
Special Focus - History	0
Special Focus - Science	0
Special Focus - Dual Credit	0
Special Focus - Environmental Studies	0
Vietnamese Immersion	0
Winterhaven Special Focus - Math and Science	0
Other	9

# Portland Public Schools Successful Schools Survey

## Middle Grades Student Responses 2014-15

Scott

What races/ethnicities do you consider yourself?

Total Students: 32

*(Because students could select more than one category, totals will exceed 100%.)*

African American .....	9%
African .....	6%
Burundian .....	3%
Eritrean .....	3%
Ethiopian .....	3%
Somali .....	9%
Other African .....	9%
Other Black	
Caribbean Islands .....	0%
Other Black .....	0%
American Indian/Alaska Native .....	0%
Alaska Native .....	0%
Burns Paiute Tribe .....	0%
Confederated Tribes of the Coos, Lower Umpqua & Siuslaw Indians .....	0%
Confederated Tribes of the Grand Ronde Community of Oregon .....	0%
Confederated Tribes of Siletz Indians .....	0%
Confederated Tribes of the Umatilla Indian Reservation Indians .....	0%
Confederated Tribes of Warm Springs .....	0%
Coquille Indian Tribe .....	0%

American Indian/Alaska Native (continued)	
Cow Creek Band of Umpqua Tribe of Indians .....	0%
Klamath Tribes .....	0%
Other American Indian Tribe/Nation .....	3%
Native/Indigenous to Canada .....	0%
Asian .....	6%
Asian Indian .....	0%
Burmese .....	3%
Cambodian .....	0%
Chinese .....	0%
Filipino .....	0%
Hmong .....	0%
Japanese .....	0%
Karen .....	0%
Korean .....	0%
Laotian .....	0%
Mien .....	0%
Nepali .....	0%
Thai .....	0%
Tibetan .....	0%
Vietnamese .....	6%
Other Asian .....	0%

# Portland Public Schools Successful Schools Survey

## Middle Grades Student Responses 2014-15

**Scott**

What races/ethnicities do you consider yourself?

Total Students: 32

(Because students could select more than one category, totals will exceed 100%.)

Hispanic/Latino .....	19%
Caribbean Islands .....	0%
Central American Countries .....	0%
Indigenous Mexican, Central American or South American .....	3%
Mexican .....	50%
South American Countries .....	0%
Other Hispanic/Latino .....	6%
Middle Eastern/North African .....	0%
Pacific Islander .....	0%
Chuukese .....	0%
Guamanian or Chamorro .....	0%
Micronesia .....	0%
Native Hawaiian .....	3%
Samoan .....	0%
Tongan .....	0%
Other Pacific Islander .....	0%
White .....	9%
Romanian .....	0%
Russian .....	0%
Ukrainian .....	0%
European Countries .....	0%
Other White .....	6%
Blank .....	13%