
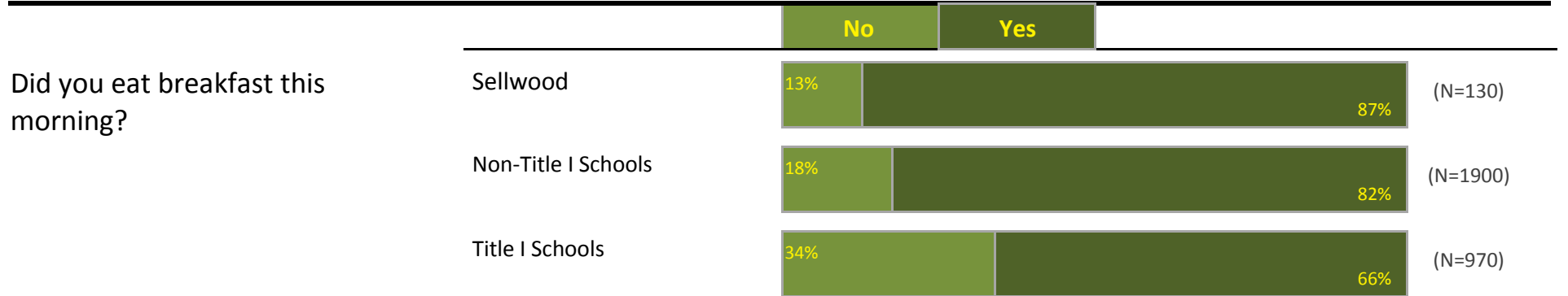
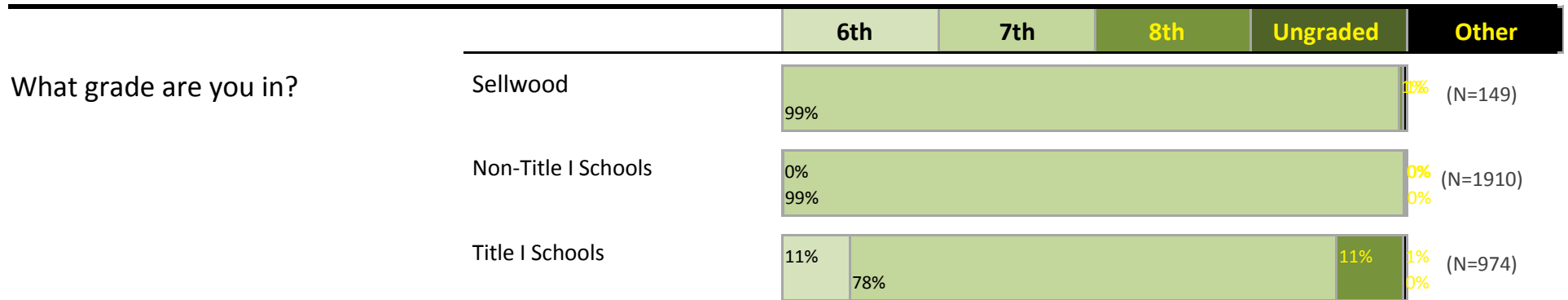


# Portland Public Schools Successful Schools Survey

## Middle Grades Student Responses 2014-15

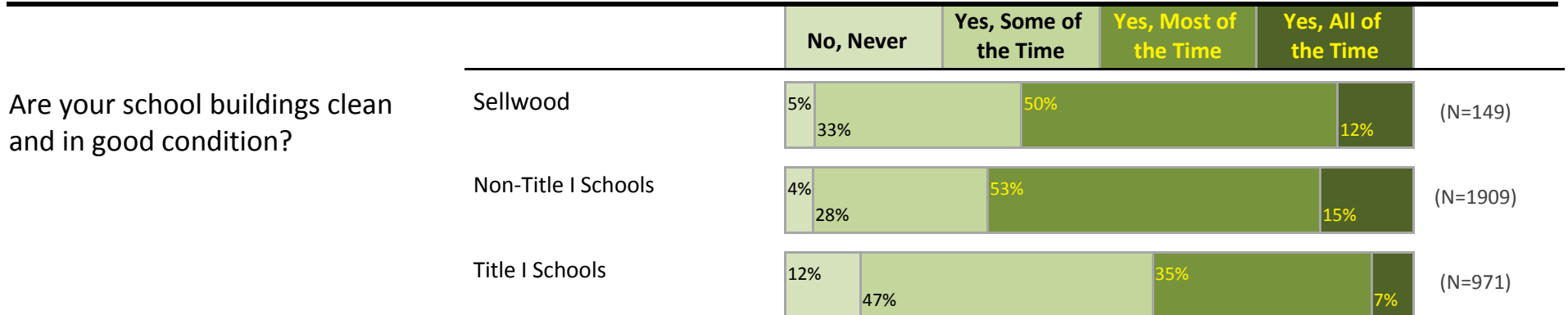

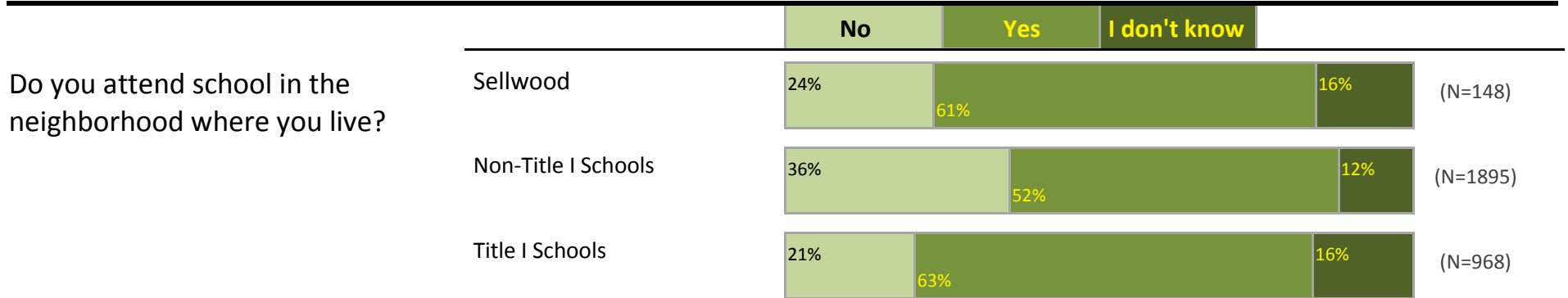
### Sellwood



# Portland Public Schools Successful Schools Survey


## Middle Grades Student Responses 2014-15

### Sellwood



## Portland Public Schools Successful Schools Survey Middle Grades Student Responses 2014-15

### Sellwood



**Portland Public Schools Successful Schools Survey  
Middle Grades Student Responses 2014-15**

**Sellwood**

In the past 30 days, did you miss school for any of the following reasons?

Total Students: 151




(Because students could select more than one category, totals will exceed 100%.)

Does not apply, I didn't miss any school. ....	31%
Illness (feeling physically sick), including problems with breathing or your teeth. ....	46%
Felt very sad, hopeless, anxious, stressed, or angry. ....	7%
Didn't get enough sleep. ....	7%
Didn't feel safe at school. ....	1%
Had to work. ....	1%
Had to take care of or help a family member or friend. ....	2%
Wanted to spend time with friends who don't go to your school. ....	1%
Wanted to use alcohol or drugs. ....	0%
Were behind in schoolwork or weren't prepared for a test or class assignment. ....	2%
Were bored with or uninterested in school. ....	3%
Were suspended. ....	1%
Other reason. ....	17%
Blank ....	11%

# Portland Public Schools Successful Schools Survey

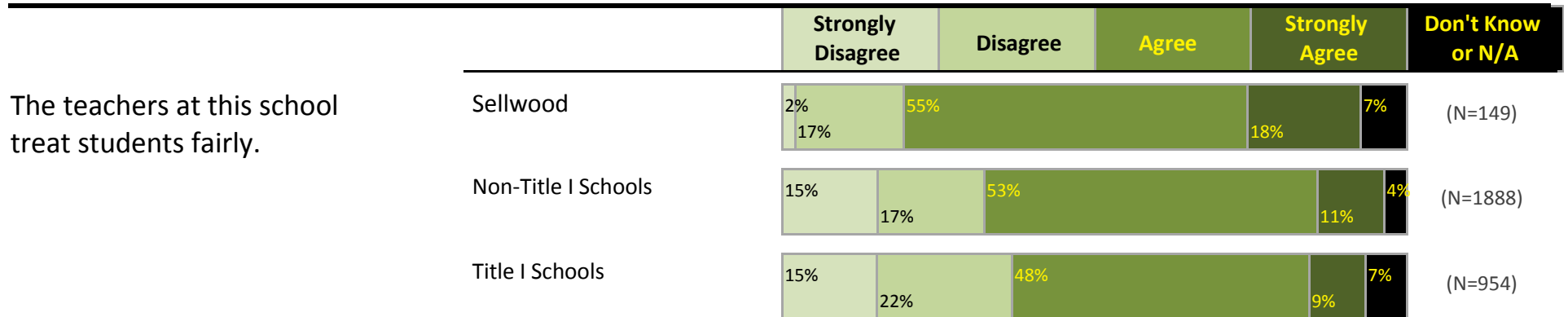

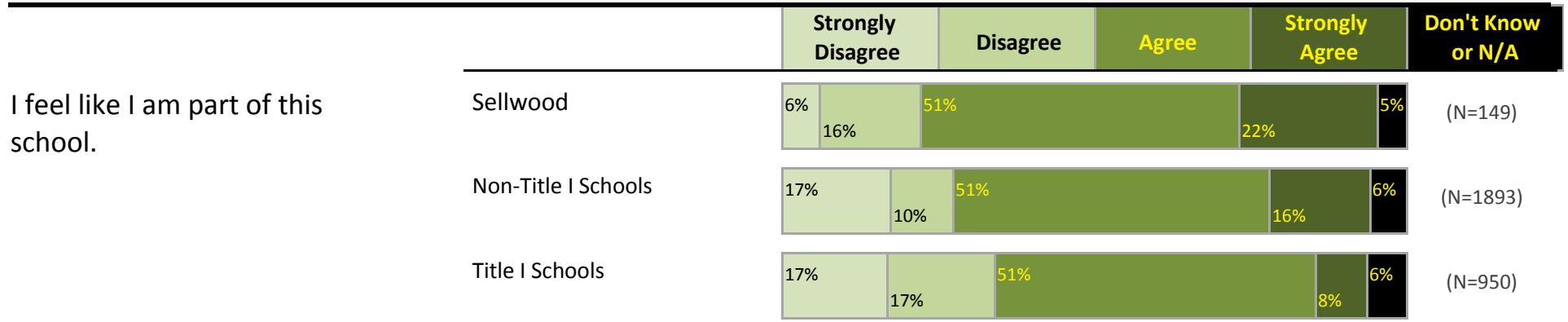
## Middle Grades Student Responses 2014-15

### Sellwood




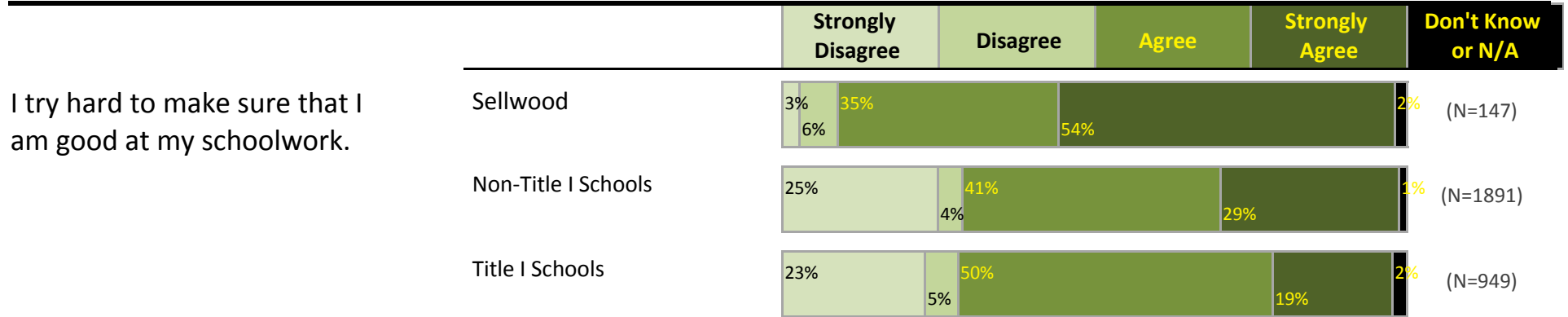

## Portland Public Schools Successful Schools Survey Middle Grades Student Responses 2014-15

### Sellwood




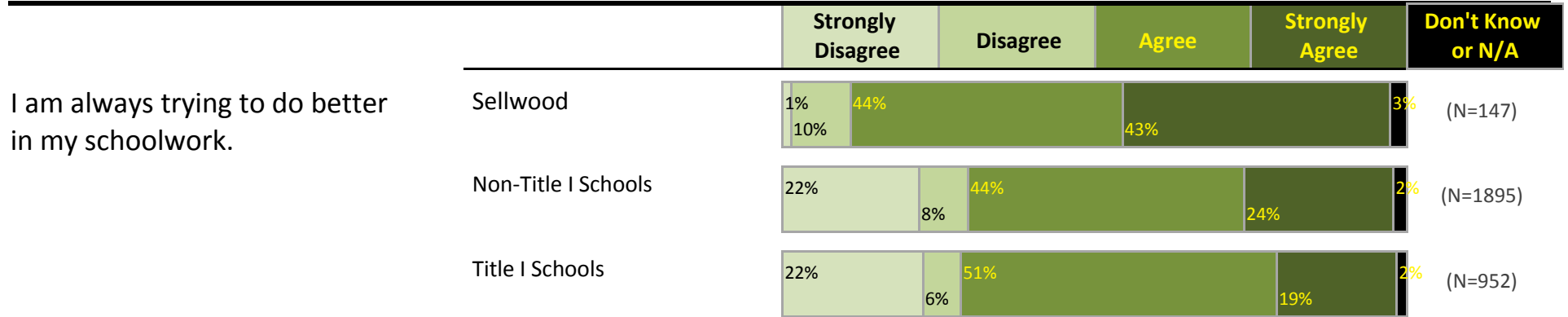

## Portland Public Schools Successful Schools Survey Middle Grades Student Responses 2014-15

### Sellwood



## Portland Public Schools Successful Schools Survey Middle Grades Student Responses 2014-15

### Sellwood


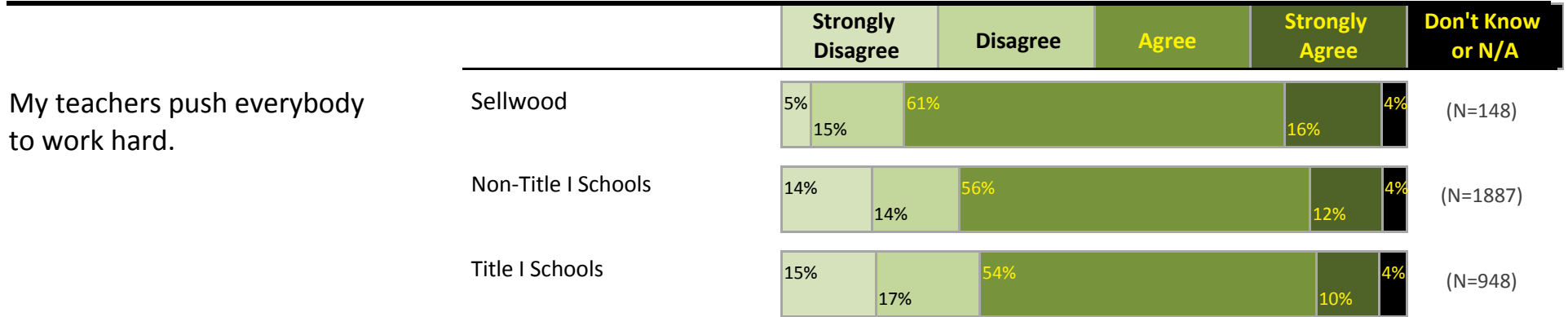
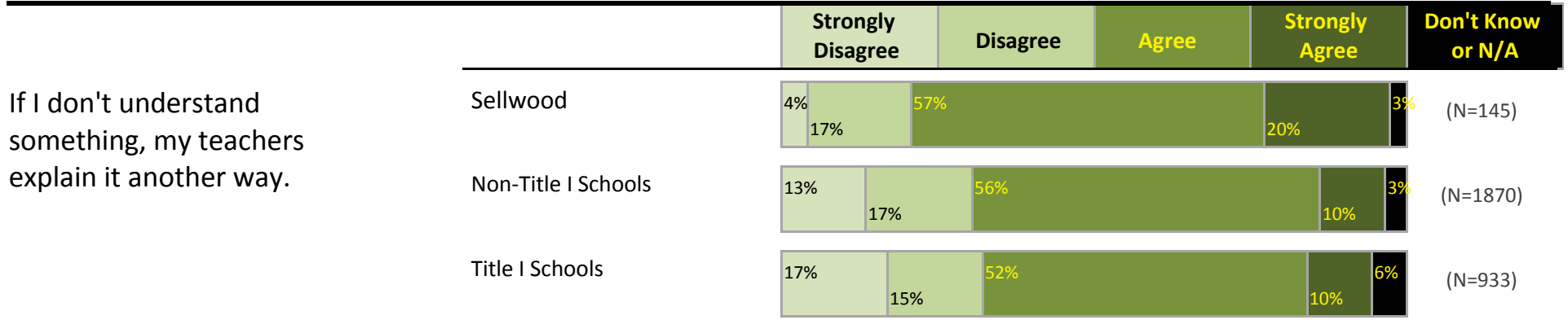




# Portland Public Schools Successful Schools Survey

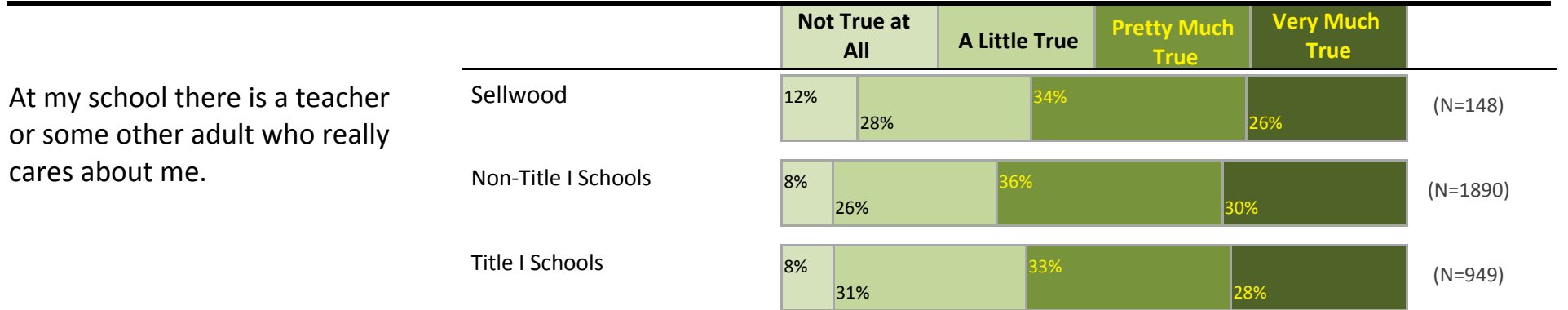


## Middle Grades Student Responses 2014-15

### Sellwood



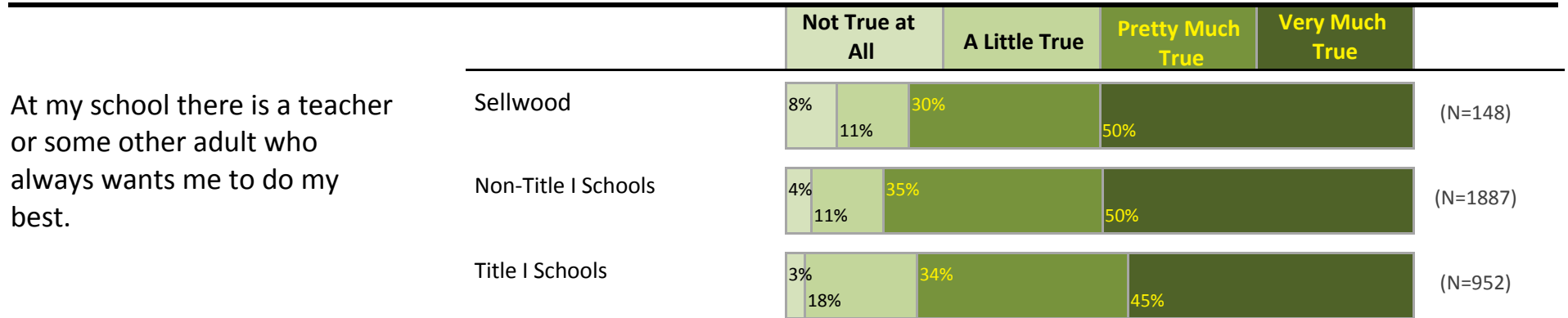

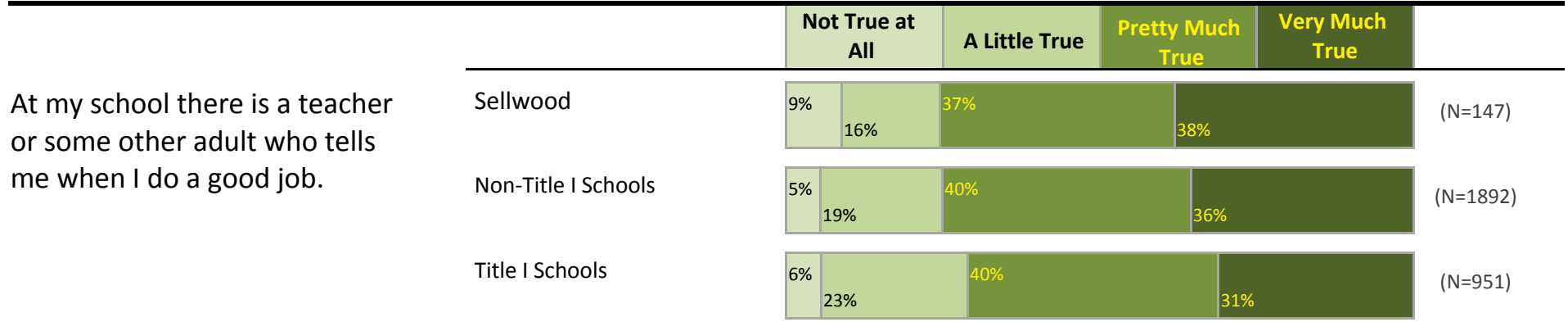
## Portland Public Schools Successful Schools Survey Middle Grades Student Responses 2014-15

### Sellwood




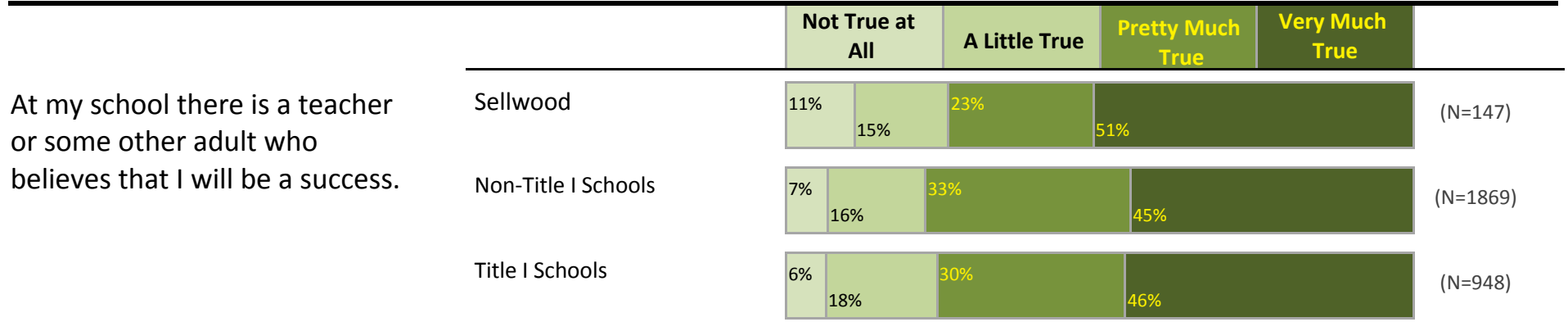
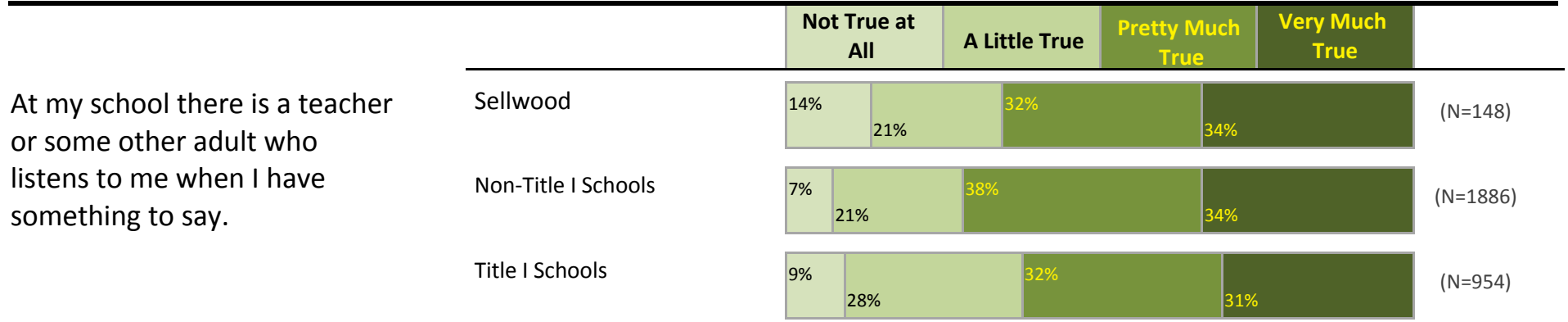
**Portland Public Schools Successful Schools Survey  
Middle Grades Student Responses 2014-15**

**Sellwood**



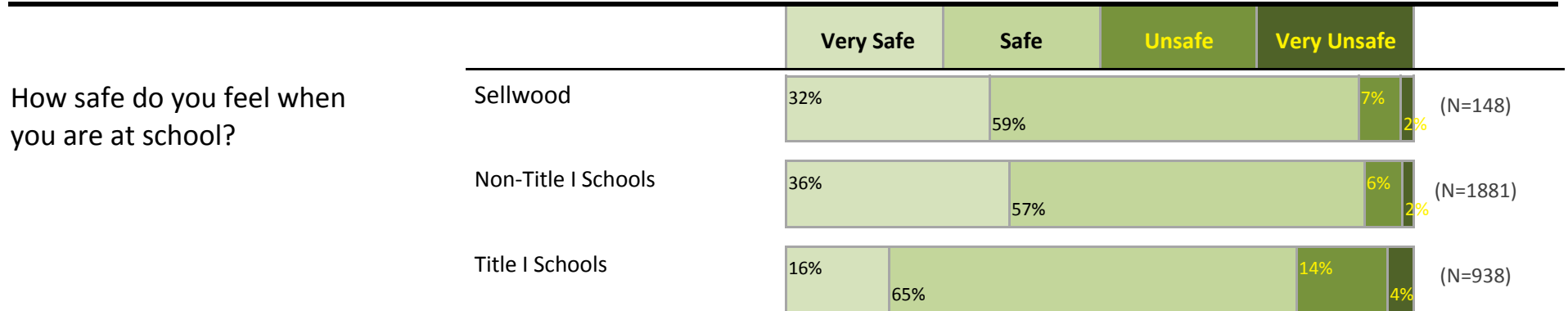


**Portland Public Schools Successful Schools Survey  
Middle Grades Student Responses 2014-15**

**Sellwood**



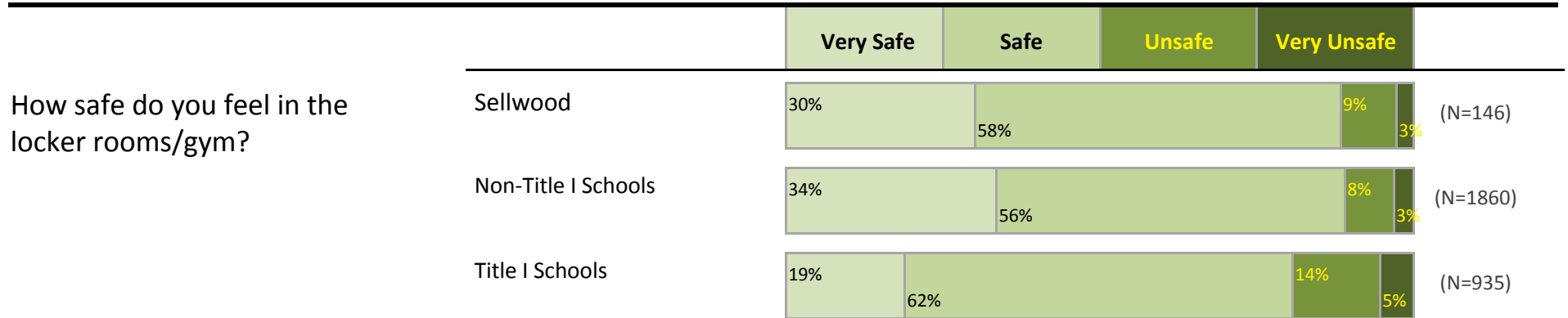
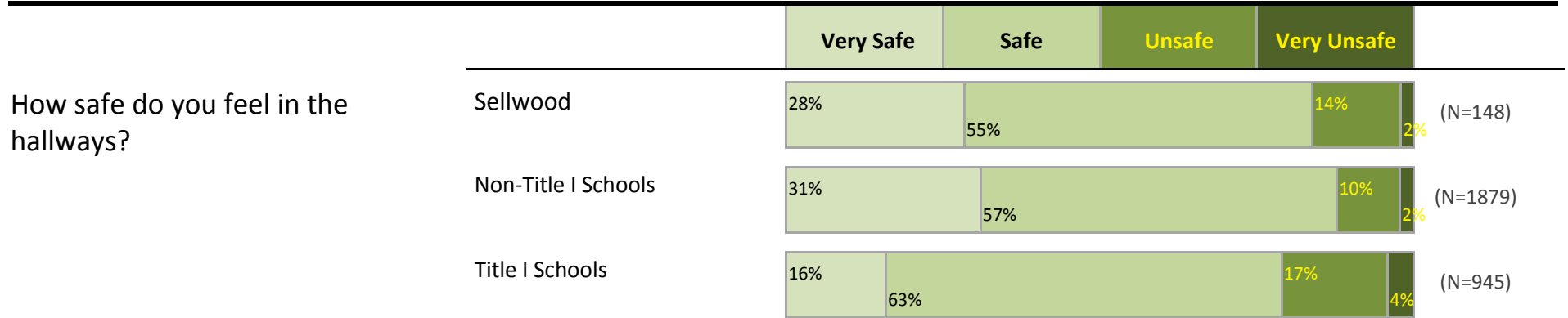
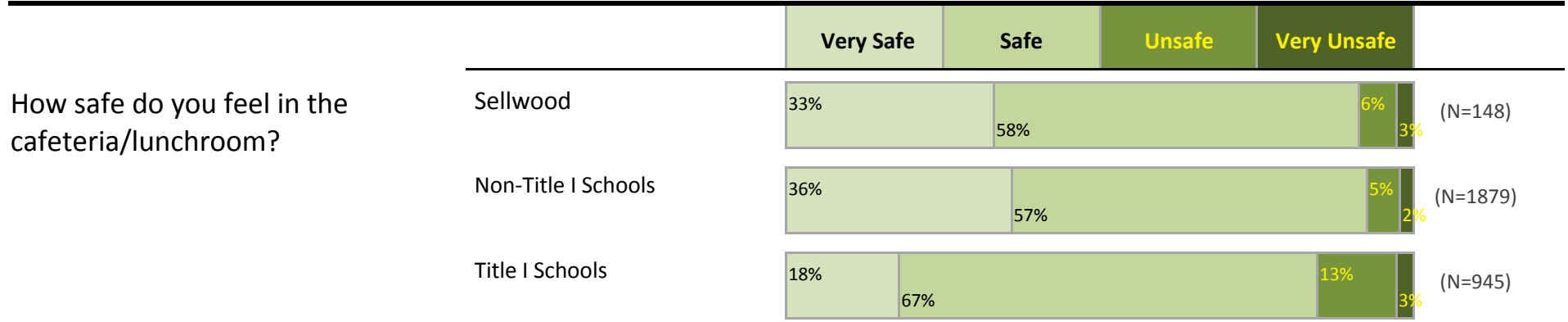
## Portland Public Schools Successful Schools Survey Middle Grades Student Responses 2014-15

### Sellwood



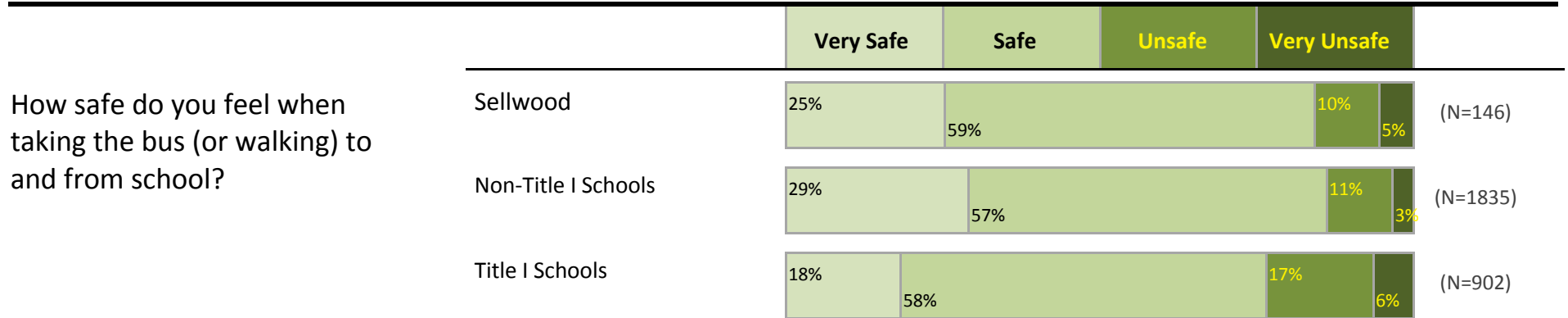
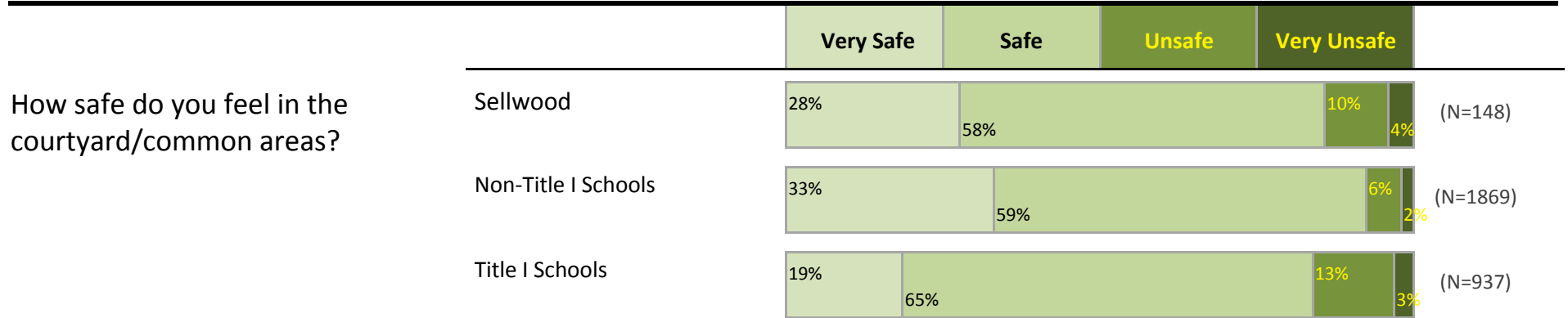

## Portland Public Schools Successful Schools Survey Middle Grades Student Responses 2014-15

### Sellwood






## Portland Public Schools Successful Schools Survey Middle Grades Student Responses 2014-15

### Sellwood



**Portland Public Schools Successful Schools Survey  
Middle Grades Student Responses 2014-15**

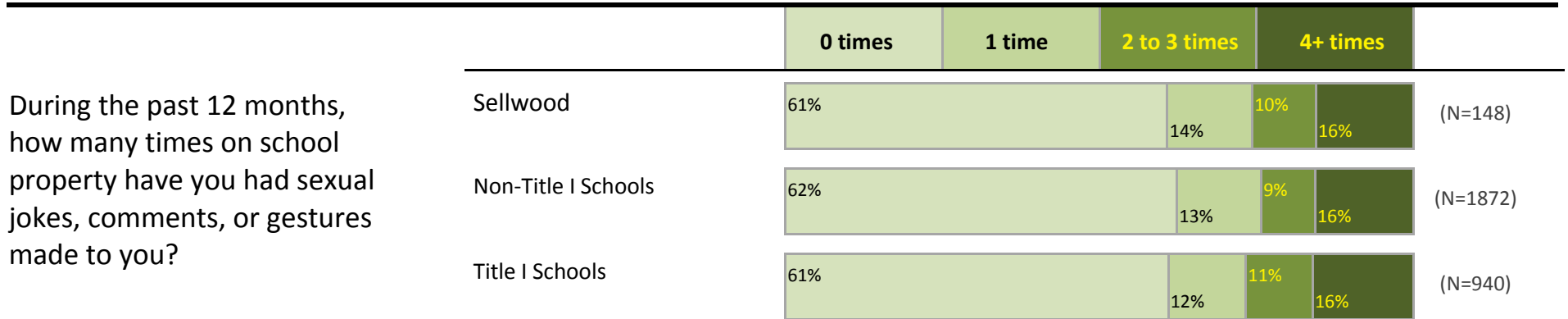


**Sellwood**








**Portland Public Schools Successful Schools Survey  
Middle Grades Student Responses 2014-15**

**Sellwood**






## Portland Public Schools Successful Schools Survey Middle Grades Student Responses 2014-15

### Sellwood






## Portland Public Schools Successful Schools Survey Middle Grades Student Responses 2014-15

### Sellwood



## Portland Public Schools Successful Schools Survey Middle Grades Student Responses 2014-15




### Sellwood



# Portland Public Schools Successful Schools Survey




## Middle Grades Student Responses 2014-15

### Sellwood



## Portland Public Schools Successful Schools Survey Middle Grades Student Responses 2014-15

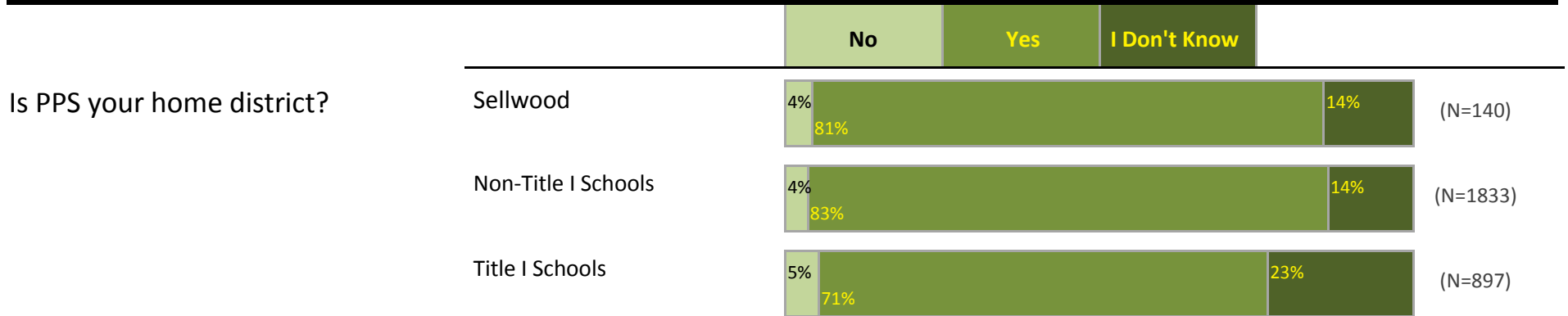


### Sellwood



# Portland Public Schools Successful Schools Survey

## Middle Grades Student Responses 2014-15



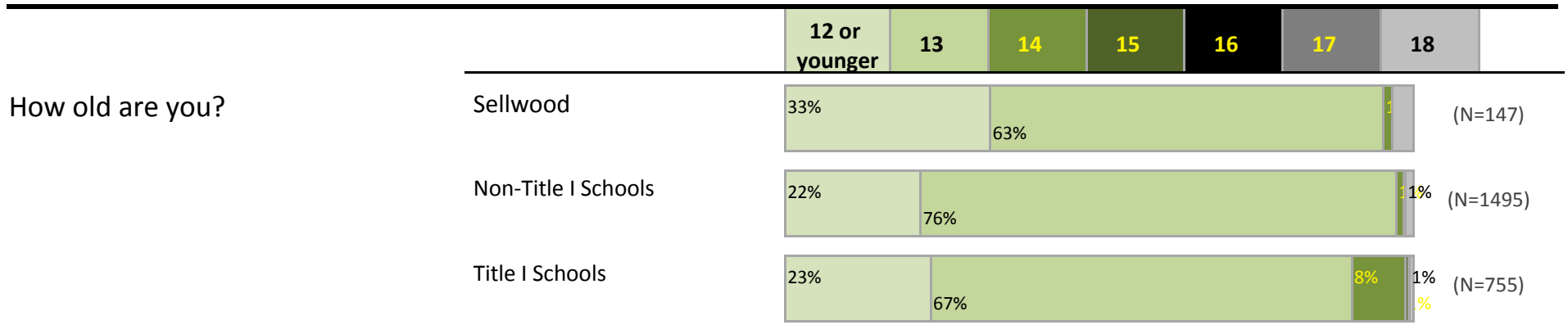
### Sellwood



# Portland Public Schools Successful Schools Survey

## Middle Grades Student Responses 2014-15

Sellwood





# Portland Public Schools Successful Schools Survey

## Middle Grades Student Responses 2014-15

### Sellwood

Which of the following best describes you?

Total Students: 151

(Because students could select more than one category, totals will exceed 100%.)

Heterosexual (straight)	61%
Gay or Lesbian	3%
Bisexual	6%
Transgender	3%
Queer	2%
Not sure or Questioning	8%
Decline to respond	13%
Other	12%
Blank	15%

Are you in an optional program?

Access at Rose City Park	0
Chinese Immersion	3
Experiential Learning Environment	0
Japanese Immersion	0
Russian Immersion	1
Spanish Immersion	27
Special Focus - Arts	5
Special Focus - CTE	0
Special Focus - History	1
Special Focus - Science	1
Special Focus - Dual Credit	1
Special Focus - Environmental Studies	0
Vietnamese Immersion	0
Winterhaven Special Focus - Math and Science	1
Other	31

# Portland Public Schools Successful Schools Survey

## Middle Grades Student Responses 2014-15

### Sellwood

What races/ethnicities do you consider yourself?

Total Students: 151

*(Because students could select more than one category, totals will exceed 100%.)*

African American .....	9%
African .....	4%
Burundian .....	3%
Eritrean .....	3%
Ethiopian .....	3%
Somali .....	3%
Other African .....	5%
Other Black	
Caribbean Islands .....	3%
Other Black .....	3%
American Indian/Alaska Native .....	5%
Alaska Native .....	5%
Burns Paiute Tribe .....	4%
Confederated Tribes of the Coos, Lower Umpqua & Siuslaw Indians .....	3%
Confederated Tribes of the Grand Ronde Community of Oregon .....	4%
Confederated Tribes of Siletz Indians .....	3%
Confederated Tribes of the Umatilla Indian Reservation Indians .....	3%
Confederated Tribes of Warm Springs .....	3%
Coquille Indian Tribe .....	3%

American Indian/Alaska Native (continued)	
Cow Creek Band of Umpqua Tribe of Indians .....	3%
Klamath Tribes .....	4%
Other American Indian Tribe/Nation .....	4%
Native/Indigenous to Canada .....	3%
Asian .....	4%
Asian Indian .....	3%
Burmese .....	3%
Cambodian .....	5%
Chinese .....	5%
Filipino .....	7%
Hmong .....	3%
Japanese .....	5%
Karen .....	4%
Korean .....	4%
Laotian .....	3%
Mien .....	3%
Nepali .....	3%
Thai .....	5%
Tibetan .....	3%
Vietnamese .....	5%
Other Asian .....	5%

# Portland Public Schools Successful Schools Survey

## Middle Grades Student Responses 2014-15

### Sellwood

What races/ethnicities do you consider yourself?

Total Students: 151

(Because students could select more than one category, totals will exceed 100%.)

Hispanic/Latino .....	8%
Caribbean Islands .....	3%
Central American Countries .....	5%
Indigenous Mexican, Central American or South American .....	2%
Mexican .....	5%
South American Countries .....	3%
Other Hispanic/Latino .....	3%
Middle Eastern/North African .....	3%
Pacific Islander .....	3%
Chuukese .....	3%
Guamanian or Chamorro .....	3%
Micronesian .....	3%
Native Hawaiian .....	3%
Samoan .....	3%
Tongan .....	3%
Other Pacific Islander .....	3%
White .....	44%
Romanian .....	4%
Russian .....	5%
Ukrainian .....	3%
European Countries .....	27%
Other White .....	17%
Blank .....	11%